

NOTES

1. ATT-P-05917-E is available on the T-Docs website to provide general equipment information for the Trimm 9372001111 & 9371001111 Collocation Interface Power Panels (CIPP).

Any questions regarding this drawing, or suggestions for improvement or additional information should be referred to the Power Drawing Contact listed on the WoodDuck site.

2. ATT-PAN-COMMONSYSTEMS-2013-0003 contains the approval for the Trimm Collocation Interface Power Panels (CIPP).

3. Drawing figures are for reference only and may not be to scale.

4. Trimm product and technical documentation is available at <http://trimminc.com>.

5. All Engineering activity shall be compliant with TP76400.

6. All Installation activity shall be compliant with TP76300.

7. The Trimm 9372001111 & 9371001111 Collocation Interface Power Panels (CIPP) are designed to provide -48VDC for two separate fused distribution load points. The 9372001111 panel accepts two (2) TPL fuses up to 450 amps and the 9371001111 panel accepts two (2) TPS fuses up to 125 amps.

The only difference between the two CIPP panels are the fuse holders.

The Trimm CIPP panels are equipped with a capacitor bank to absorb high current voltage spikes. Consult Trimm installation manual for the proper procedure to pre-charge the capacitors prior to placing unit in-service.

8. Additional reference documents:

ATT-TELCO-002-316-002
Collocation Provisioning Guidelines (CPG) Method & Procedures

ATT-002-202-512
Non-251 Affiliate Requirements - Collocation Interconnection Power panel (CIPP) Requirements

ATT-TELCO-JA-000-000-717
Collocation Job Aid for Power, Return & Grounding

9. Generic pre-charge information.

Material required:

- Pigtail lamp holder
- 100W/120 Incandescent Light Bulb

Process:

- At the source panel, connect pigtail lamp holder across source fuse/ circuit breaker terminals until the lamp extinguishes (Caps Charged).
- Insert fuse or close circuit breaker.
- Insert Pilot Fuse, if present.
- Remove pigtail lamp holder.

NOTES

TABLE INDEX		
TABLE	DESCRIPTION	PAGE
A	ASSOCIATED DRAWINGS	E1
B	FIGURE INDEX	E1
C	ORDERING CODES	E3

ASSOCIATED DRAWINGS	
DRAWING	TITLE

FIGURE INDEX		
FIGURE	DESCRIPTION	PAGE
1	Trimm 9372001111 & 9371001111 COLLOCATION INTERFACE POWER PANELS (CIPP) Rear View	E2
2	Trimm 9372001111 COLLOCATION INTERFACE POWER PANEL (CIPP) Front View	E2
3	Trimm 9372001111 & 9371001111 COLLOCATION INTERFACE POWER PANELS (CIPP) Side View	E2
4	Trimm 9371001111 COLLOCATION INTERFACE POWER PANEL (CIPP) Front View	E3

ISSUE 1		
NEW - TRIMM COLLOCATION INTERFACE POWER PANEL (CIPP)		
C.E.M.	04/04/15	1
ISSUE 2		
ADD 9371001111 PANEL		
C.E.M.	01/23/17	2
ADD NOTE 9		
S.K.N.	02/04/21	3

PROPRIETARY INFORMATION
AT&T Proprietary (Internal use Only)
Not for use or disclosure outside the AT&T companies except under written agreement

TRIMM COLLOCATION INTERCONNECT POWER PANELS (CIPP)	E1
--	----

SHEET INDEX				
SHEET NO.	E1	E2	E3	
ISSUE	3	2	2	

FIG. 1

TRIMM 9372001111 & 9371001111 CIPP

PANELS Rear View

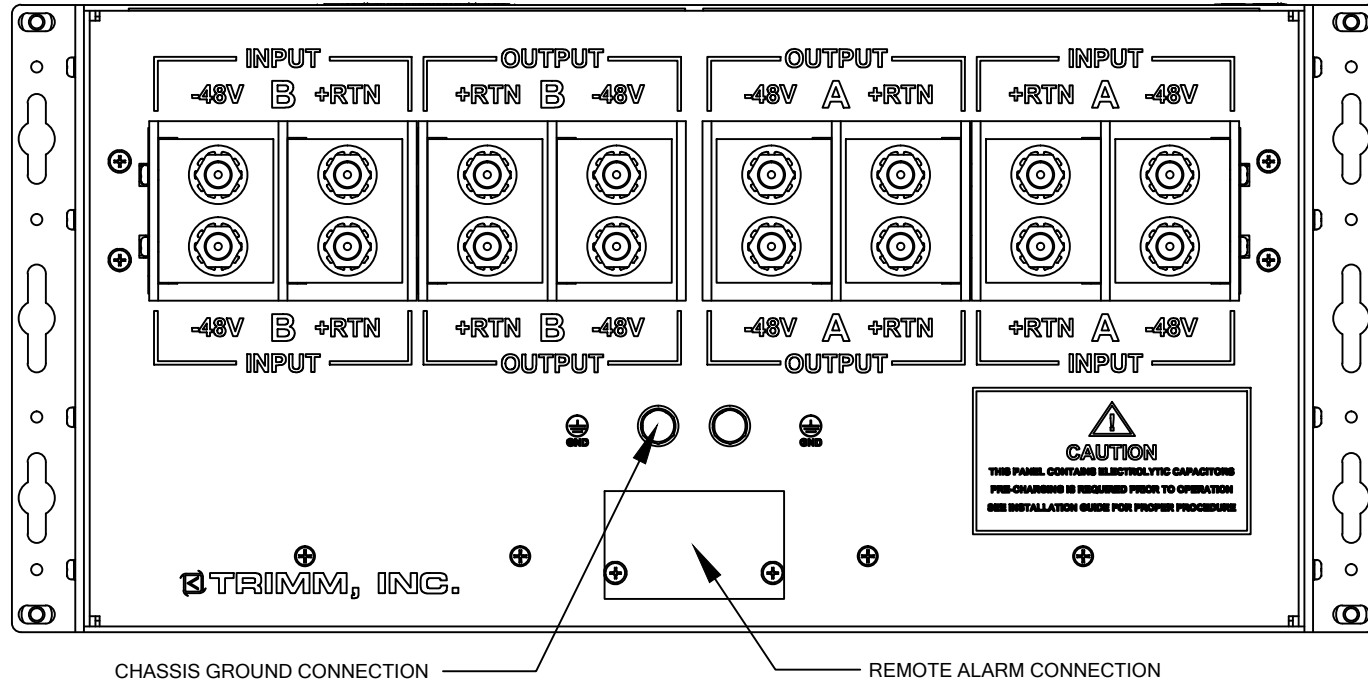


FIG. 3

TRIMM 9372001111 & 9371001111 CIPP

PANELS Side View

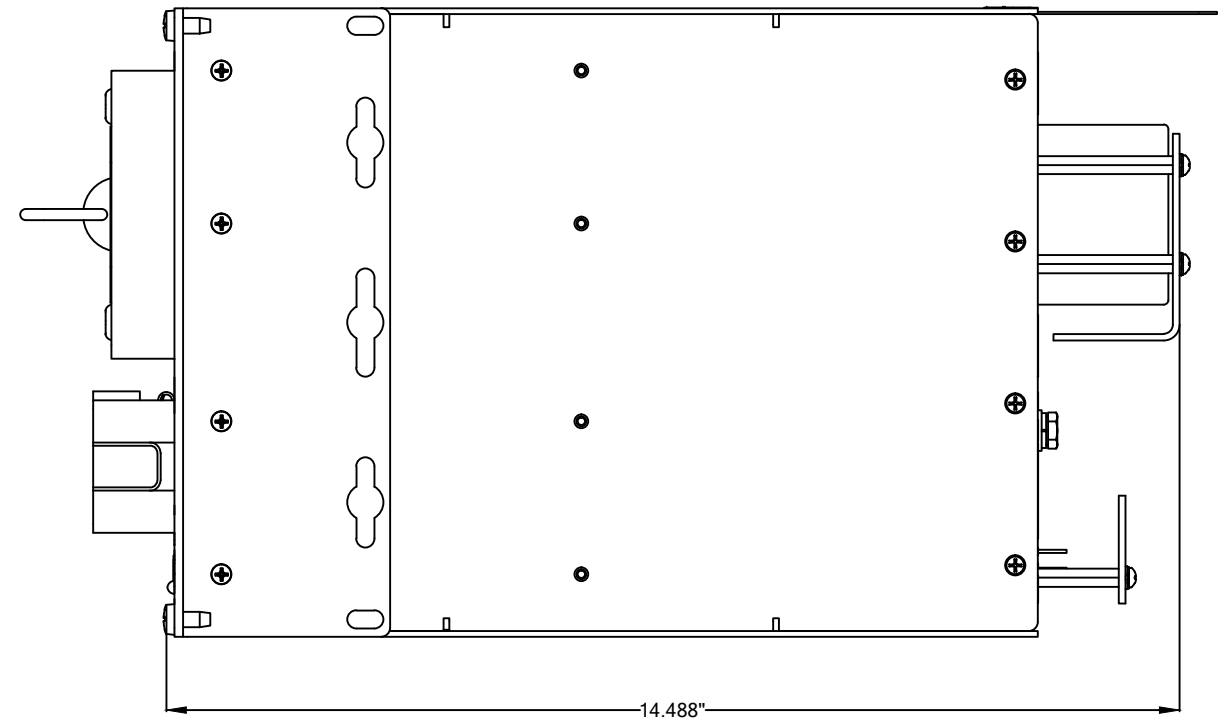
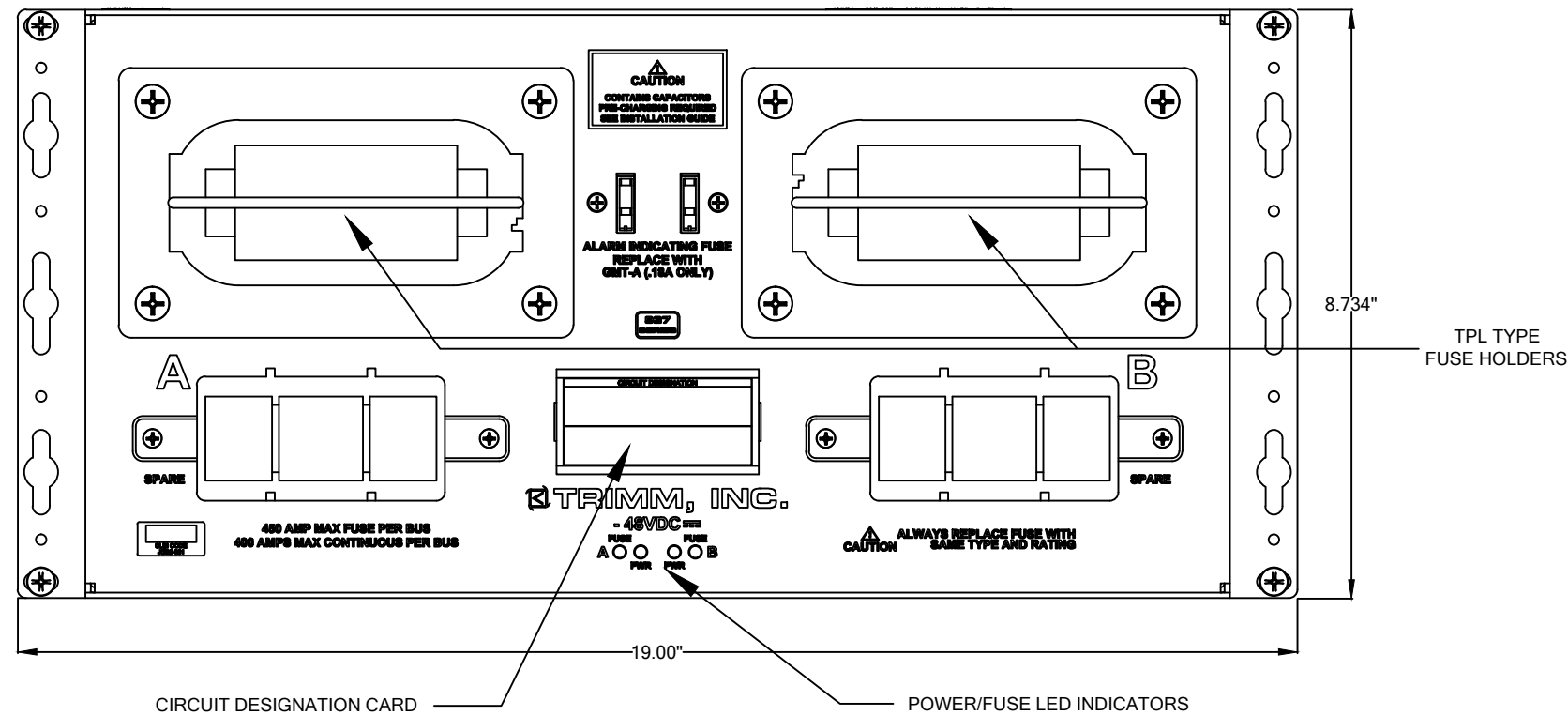


FIG. 2

TRIMM 9372001111 CIPP PANEL

Front View

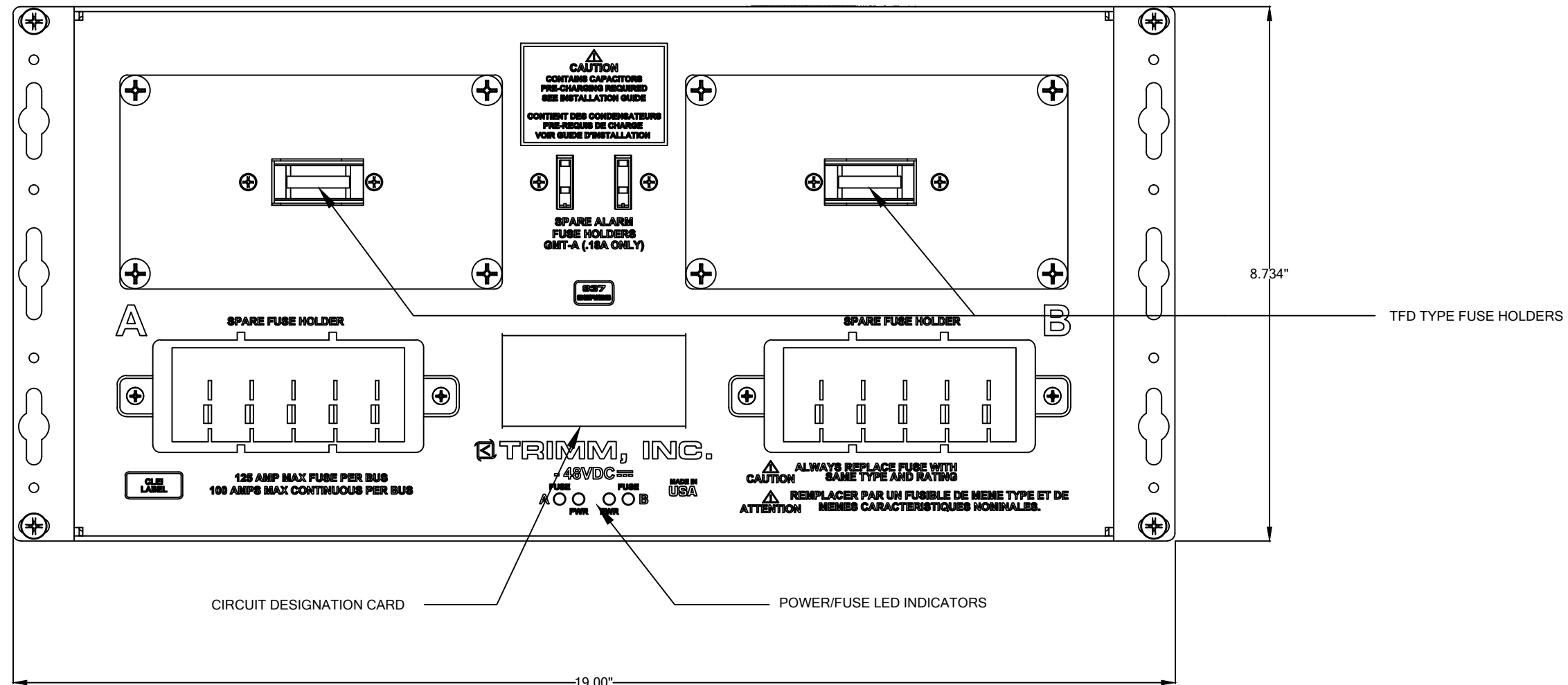


DRAWING NOT TO SCALE

<p>PROPRIETARY INFORMATION AT&T Proprietary (Internal use Only) Not for use or disclosure outside the AT&T companies except under written agreement</p>		<p>ISSUE 2</p>
<p>TRIMM COLLOCATION INTERCONNECT POWER PANELS (CIPP)</p>		<p>E2</p>
	<p>ATT-P-05917-E</p>	

TABLE C - OIN NUMBER LISTING					
Part Number		OIN	CPR	CLEI	Manufacturer
9372001111	PANEL FUSE 2X TPL CIPP -48VDC 4 CAP/BUS	ATT.PWPYADARRA	215585	PWPYADARRA	Trimm
9371001111	PANEL FUSE 2 X TLS HLDR CIPP -48VDC W/4 X 23KµF CAPS PER BUS	ATT.PWPYADLRRA	215718	PWPYADLRRA	Trimm

FIG. 4
TRIMM 9371001111 CIPP PANEL
Front View



DRAWING NOT TO SCALE

<p>PROPRIETARY INFORMATION AT&T Proprietary (Internal use Only) Not for use or disclosure outside the AT&T companies except under written agreement</p>	<p>ISSUE 2</p>
<p>TRIMM COLLOCATION INTERCONNECT POWER PANELS (CIPP)</p>	<p>E3</p>
<p>at&t</p>	<p>ATT-P-05917-E</p>