



at&t

WHOLESALE AGREEMENT

Customer Name: Comcast Phone, LLC. Comcast Phone II, Inc.

Comcast Phone, LLC KY GA FL	2
Comcast_Phone_KY_GA_FL_Agreement	3
Table_of_Contents	4
General Terms and Conditions	6
Signature Page	27
Attachment 1 Resale	28
Att_1_Resale_Discounts_&_Rates	54
Attachment 2 Network Elements	57
Att_2_Network Elements_Rates_Exh_A	94
Att_2_-_Network_Element_Rates_Exh_B	130
Attachment 3 Local Interconnection	142
Att_3_Local_Interconnection_Rates	170
Attachment 4 Collocation	173
Att_4_-_Collocation_Rates_-_Exhibit_B	214
Attachment 5 ACCESS TO NUMBERS AND NUMBER PORTABILITY	230
Att 6 - Pre-Ordering, Ordering, Provisioning, Maintenance and Repair	235
Attachment 7 Billing	242
Att_7_-_CMDS_ODUF_&_ADUF_Rates	257
Attachment 8	260
Attachment 9	262
Attachment 10	415
Attachment 11	424
Comcast - GA UNE Rate Remand	427
Notices Section Change	447
Comcast Phone, LLC. Comcast Phone II, Inc.	449

Interconnection Agreement
Between
BellSouth Telecommunications, Inc.
and
Comcast Phone, LLC. Comcast Phone II, Inc.

Interconnection Agreement
Between
BellSouth Telecommunications, Inc.
and
Comcast Phone, LLC. Comcast Phone II, Inc.

TABLE OF CONTENTS

General Terms and Conditions

Definitions

- 1. CLEC Certification**
- 2. Term of the Agreement**
- 3. Nondiscriminatory Access .**
- 4. Court Ordered Requests for Call Detail Records and Other Subscriber Information**
- 5. Liability and Indemnification**
- 6. Intellectual Property Rights and Indemnification**
- 7. Proprietary and Confidential Information**
- 8. Resolution of Disputes**
- 9. Taxes**
- 10. Force Majeure**
- 11. Adoption of Agreements**
- 12. Modification of Agreement**
- 13. Legal Rights**
- 14. Indivisibility**
- 15. Severability**
- 16. Non-Waivers**
- 17. Governing Law**
- 18. Assignments and Transfers**
- 19. Notices**
- 20. Rule of Construction**
- 21. Headings of No Force or Effect**
- 22. Multiple Counterparts**
- 23. Filing of Agreement**
- 24. Compliance with Law**
- 25. Necessary Approvals**
- 26. Good Faith Performance**
- 27. Rates**
- 28. Rate True-Up**
- 29. Survival**
- 30. Entire Agreement**

TABLE OF CONTENTS (cont'd)

Attachment 1 - Resale

Attachment 2 - Network Elements and Other Services

Attachment 3 - Network Interconnection

Attachment 4 - Physical Collocation – Central Office

Attachment 4 - Physical Collocation – Remote Site

Attachment 5 - Access to Numbers and Number Portability

Attachment 6 – Pre-Ordering, Ordering, Provisioning and Maintenance and Repair

Attachment 7 - Billing

Attachment 8 - Rights-of-Way, Conduits and Pole Attachments

Attachment 9 - Performance Measurements

Attachment 10- BellSouth Disaster Recovery Plan

Attachment 11–Bona Fide Request and New Business Request Process

AGREEMENT GENERAL TERMS AND CONDITIONS

THIS AGREEMENT is made by and between BellSouth Telecommunications, Inc., (“BellSouth”), a Georgia corporation, Comcast Phone, LLC, a Delaware limited liability company, and Comcast Phone II, Inc., a Delaware corporation, and their respective subsidiaries and affiliates covered under this Agreement, as listed in Exhibit C, (“Comcast Phone”) and shall be deemed effective thirty days following the date of the last signature of both Parties (“Effective Date”). This Agreement may refer to either BellSouth or Comcast Phone or both as a “Party” or “Parties.”

W I T N E S S E T H

WHEREAS, BellSouth is an incumbent local exchange telecommunications company authorized to provide telecommunications services in the states of Alabama, Florida, Georgia, Kentucky, Louisiana, Mississippi, North Carolina, South Carolina and Tennessee; and

WHEREAS, Comcast Phone is a Competitive Local Exchange Carrier (“CLEC”) authorized to provide telecommunications services in the states of Florida, Georgia and Kentucky; and may later become authorized to provide such services in other states in which BellSouth is so authorized; and

WHEREAS, Comcast Phone wishes to resell BellSouth’s telecommunications services and purchase network elements and other services, and, solely in connection therewith, may wish to utilize Collocation Space or space available pursuant to Adjacent Arrangement (all as defined in Attachment 4 of this Agreement); and Other Services (as defined in Attachment 2 of this Agreement)

WHEREAS, the Parties wish to interconnect their telecommunications network facilities and exchange traffic pursuant to Sections 251 and 252 of the Act.

NOW THEREFORE, in consideration of the mutual covenants contained herein, and other good and valuable consideration, the receipt and sufficiency of which is hereby acknowledged, BellSouth and Comcast Phone agree as follows:

Definitions

Affiliate is defined as a person that (directly or indirectly) owns or controls, is owned or controlled by, or is under common ownership or control with, another person. For purposes of this paragraph, the term “own” means to own an equity interest (or equivalent thereof) of more than 10 percent.

Commission is defined as the appropriate regulatory agency in each state of BellSouth’s nine-state region (Alabama, Florida, Georgia, Kentucky, Louisiana, Mississippi, North Carolina, South Carolina, and Tennessee).

Competitive Local Exchange Carrier (CLEC) means a telephone company certificated by the Commission to provide local exchange service within BellSouth's franchised area.

Effective Date is defined as the date that the Agreement is effective for purposes of rates, terms and conditions and shall be thirty (30) days after the date of the last signature executing the Agreement. Future amendments for rate changes will also be effective thirty (30) days after the date of the last signature executing the amendment, except as otherwise specifically ordered by the Commission.

End User means the ultimate user of the Telecommunications Service.

FCC means the Federal Communications Commission.

Telecommunications means the transmission, between or among points specified by the user, of information of the user's choosing, without change in the form or content of the information as sent and received.

Telecommunications Service means the offering of telecommunications for a fee directly to the public, or to such classes of users as to be effectively available directly to the public, regardless of the facilities used.

Telecommunications Act of 1996 (Act) means Public Law 104-104 of the United States Congress effective February 8, 1996. The Act amended the Communications Act of 1934 (47 U.S.C. Section 1 et. seq.).

1. CLEC Certification

- 1.1 If Comcast Phone chooses to purchase services hereunder, in a state where the Parties do not yet have an interconnection agreement, Comcast Phone agrees to provide BellSouth in writing the certificate number or docket number, for the docket pending certification, for all states in which Comcast Phone requests coverage under this Agreement except Kentucky prior to BellSouth filing this Agreement with the appropriate Commission for approval.
- 1.2 To the extent Comcast Phone is not certified as a CLEC in each state covered by this Agreement as of the execution hereof, Comcast Phone may not purchase services hereunder in that state. If Comcast Phone chooses to purchase services hereunder, in a state where Comcast Phone is not yet certified, Comcast Phone will notify BellSouth in writing and provide CLEC certification when it becomes certified to operate in any other state covered by this Agreement and upon receipt thereof, Comcast Phone may thereafter purchase services pursuant to this Agreement in that state. BellSouth will file this Agreement with the appropriate Commission for approval.

- 1.3 Should Comcast Phone's certification in any state be rescinded or otherwise terminated, BellSouth may, at its election, terminate this Agreement in accordance with any applicable Commission rules for termination. As permitted by Commission rules, BellSouth may refuse to provide services hereunder in that state until certification is reinstated in that state. Comcast Phone shall provide an effective certification to do business issued by the secretary of state or equivalent authority in each state covered by this Agreement.

2. Term of the Agreement

- 2.1 The term of this Agreement shall be three years, beginning on the Effective Date and shall apply to the BellSouth territory in the state of Florida, Georgia and Kentucky. Notwithstanding any prior agreement of the Parties, the rates, terms and conditions of this Agreement shall not be applied retroactively prior to the Effective Date.
- 2.2 The Parties agree that no later than one hundred and eighty (180) days prior to the expiration of this Agreement, they shall commence negotiations for a new agreement to be effective beginning on the expiration date of this Agreement ("Subsequent Agreement").
- 2.3 If, within one hundred and thirty-five (135) days of commencing the negotiation referred to in Section 2.2 above, the Parties are unable to negotiate new terms, conditions and prices for a Subsequent Agreement, either Party may petition the Commission to establish appropriate terms, conditions and prices for the Subsequent Agreement pursuant to 47 U.S.C. 252.
- 2.4 If, as of the expiration of this Agreement, a Subsequent Agreement has not been executed by the Parties, and the Parties are not yet in arbitration, this Agreement shall continue on a month-to-month basis while a Subsequent Agreement is actively being negotiated in good faith or alternatively, a timely petition has been filed with the respective Commission and the Subsequent Agreement is subject to the respective Commission arbitration pursuant to 252 of the Act. Upon conversion to a month-to-month term, during such negotiations, provided that the Parties are not in arbitration, then either Party, in its discretion, may terminate this Agreement upon sixty (60) days written notice to the other Party. Notwithstanding the foregoing, the Agreement cannot be terminated prior to 180 days after the original expiration date. In the event that BellSouth terminates this Agreement as provided herein, BellSouth shall continue to provide services to Comcast Phone pursuant to the terms, conditions and rates set forth in BellSouth's standard interconnection agreement then in effect and made available to CLECs requesting negotiations pursuant to Section 251 of the Act. If the Parties are actively pursuing good faith negotiations for a Subsequent Agreement or a transition plan from this Agreement, except as expressly provided, neither Party shall refuse to provide services to the other Party during the negotiation of the Subsequent Agreement or the transition from this Agreement to the Subsequent Agreement.

- 2.5 In the event that BellSouth's standard interconnection agreement becomes effective between the Parties, the Parties may continue to negotiate a Subsequent Agreement or arbitrate disputed issues to reach a Subsequent Agreement as set forth in Section 2.3 above, and the terms of such Subsequent Agreement shall be effective as of the effective date stated in such Subsequent Agreement and shall not be applied retroactively to the expiration date of this Agreement unless the Parties agree otherwise.
- 2.6 To the extent Comcast Phone is not exchanging traffic with BellSouth, or Comcast Phone has not submitted orders pursuant to this Agreement within one-hundred-eighty (180) days of the Effective Date, BellSouth may at any time terminate this Agreement upon thirty (30) days written notice to Comcast Phone. Additionally, if BellSouth learns that Comcast Phone has ceased doing business in all states covered by this Agreement, BellSouth may immediately terminate this Agreement. For purposes of this section only, BellSouth may rely on the following sources to identify whether Comcast Phone has ceased doing business in a state: (1) written notice from Comcast Phone stating that Comcast Phone has ceased operations in a state, or (2) any filings, public notices, decisions or orders available from a Commission, the FCC or a court of competent jurisdiction.

3. Operational Support Systems

Comcast Phone shall pay charges for Operational Support Systems (OSS) as set forth in this Agreement in Attachment 1 and/or in Attachments 2, 3 and 6 as applicable.

4. Parity

The services and service provisioning that BellSouth provides Comcast Phone for resale will be at least equal in quality to that provided to BellSouth, or any BellSouth subsidiary, affiliate or end user. In connection with resale, BellSouth will provide Comcast Phone with pre-ordering, ordering, maintenance and trouble reporting, and daily usage data functionality that will enable Comcast Phone to provide equivalent levels of customer service to their local exchange customers as BellSouth provides to its own end users. BellSouth shall also provide Comcast Phone with unbundled network elements, and access to those elements, that is at least equal in quality to that which BellSouth provides BellSouth, or any BellSouth subsidiary, affiliate or other CLEC, including preordering, ordering, provisioning, maintenance and trouble reporting, and daily usage functionality. Each Party will provide number portability to its customers with minimum impairment of functionality, quality, reliability and convenience.

5. Court Ordered Requests for Call Detail Records and Other Subscriber Information

- 5.1 Subpoenas Directed to BellSouth. Where BellSouth provides resold services or local switching for Comcast Phone, BellSouth shall respond to subpoenas and court ordered requests delivered directly to BellSouth for the purpose of providing call detail records when the targeted telephone numbers belong to Comcast Phone

End Users. Billing for such requests will be generated by BellSouth and directed to the law enforcement agency initiating the request. BellSouth shall maintain such information for Comcast Phone End Users for the same length of time as it maintains such information for its own End Users.

5.2 Subpoenas Directed to Comcast Phone. Where BellSouth is providing to Comcast Phone Telecommunications Services for resale or providing to Comcast Phone the local switching function, then Comcast Phone agrees that in those cases where Comcast Phone receives subpoenas or court ordered requests regarding targeted telephone numbers belonging to Comcast Phone End Users, and where Comcast Phone does not have the requested information, Comcast Phone will advise the law enforcement agency initiating the request to redirect the subpoena or court ordered request to BellSouth for handling in accordance with 6.1 above.

5.3 In all other instances, where either Party receives a request for information involving the other Party's End User, the Party receiving the request will advise the law enforcement agency initiating the request to redirect such request to the other Party.

6. Liability and Indemnification

6.1 Liability. In the event that either Party consists of two (2) or more separate entities as set forth in this Agreement and/or any Amendments hereto, all such entities shall be jointly and severally liable for the obligations of the other Party under this Agreement.

6.1.1 Comcast Phone Liability. In the event that Comcast Phone consists of two (2) or more separate entities as set forth in this Agreement and/or any Amendments hereto, or any third party authorized in writing by Comcast Phone, places orders under this Agreement using Comcast Phone's company codes or identifiers, all such entities shall be jointly and severally liable for the obligations of Comcast Phone under this Agreement.

6.2 Liability for Acts or Omissions of Third Parties. Neither Party shall be liable to the other Party for any act or omission of another telecommunications company providing services to such other Party.

6.3 Limitation of Liability

6.3.1 Except for any indemnification obligations of the Parties hereunder, each Party's liability to the other for any loss, cost, claim, injury or liability or expense, including reasonable attorneys' fees relating to or arising out of any negligent act or omission in its performance of this Agreement whether in contract or in tort, shall be limited to a credit for the actual cost of the services or functions not performed or improperly performed.

- 6.3.2 Limitations in Tariffs. A Party may, in its sole discretion, provide in its tariffs and contracts with its End Users and third parties that relate to any service, product or function provided or contemplated under this Agreement, that to the maximum extent permitted by Applicable Law, such Party shall not be liable to the End User or third party for (i) any loss relating to or arising out of this Agreement, whether in contract, tort or otherwise, that exceeds the amount such Party would have charged that applicable person for the service, product or function that gave rise to such loss and (ii) Consequential Damages. To the extent that a Party elects not to place in its tariffs or contracts such limitations of liability, and the other Party incurs a loss as a result thereof, such Party shall indemnify and reimburse the other Party for that portion of the loss that would have been limited had the first Party included in its tariffs and contracts the limitations of liability that such other Party included in its own tariffs at the time of such loss.
- 6.3.3 Neither BellSouth nor Comcast Phone shall be liable for damages to the other Party's terminal location, equipment or End User premises resulting from the furnishing of a service, including, but not limited to, the installation and removal of equipment or associated wiring, except to the extent caused by a Party's negligence or willful misconduct or by a Party's failure to ground properly a local loop after disconnection.
- 6.3.4 Under no circumstance shall a Party be responsible or liable for indirect, incidental, or consequential damages, including, but not limited to, economic loss or lost business or profits, damages arising from the use or performance of equipment or software, or the loss of use of software or equipment, or accessories attached thereto, delay, error, or loss of data. In connection with this limitation of liability, each Party recognizes that the other Party may, from time to time, provide advice, make recommendations, or supply other analyses related to the services, or facilities described in this Agreement, and, while each Party shall use diligent efforts in this regard, the Parties acknowledge and agree that this limitation of liability shall apply to provision of such advice, recommendations, and analyses.
- 6.3.5 To the extent any specific provision of this Agreement purports to impose liability, or limitation of liability, on either Party different from or in conflict with the liability or limitation of liability set forth in this Section, then with respect to any facts or circumstances covered by such specific provisions, the liability or limitation of liability contained in such specific provision shall apply.
- 6.4 Indemnification for Certain Claims. The Party providing services hereunder, its affiliates and its parent company, shall be indemnified, defended and held harmless by the Party receiving services hereunder against any claim, loss or damage arising from the receiving company's use of the services provided under this Agreement pertaining to (1) claims for libel, slander or invasion of privacy arising from the content of the receiving company's own communications, or (2) any claim, loss or damage claimed by the End User of the Party receiving services arising from such company's use or reliance on the providing company's services, actions, duties, or obligations arising out of this Agreement.

- 6.5 Disclaimer. EXCEPT AS SPECIFICALLY PROVIDED TO THE CONTRARY IN THIS AGREEMENT, NEITHER PARTY MAKES ANY REPRESENTATIONS OR WARRANTIES TO THE OTHER PARTY CONCERNING THE SPECIFIC QUALITY OF ANY SERVICES, OR FACILITIES PROVIDED UNDER THIS AGREEMENT. THE PARTIES DISCLAIM, WITHOUT LIMITATION, ANY WARRANTY OR GUARANTEE OF MERCHANTABILITY OR FITNESS FOR A PARTICULAR PURPOSE, ARISING FROM COURSE OF PERFORMANCE, COURSE OF DEALING, OR FROM USAGES OF TRADE.

7. **Intellectual Property Rights and Indemnification**

- 7.1 No License. No patent, copyright, trademark or other proprietary right is licensed, granted or otherwise transferred by this Agreement. Both Parties are strictly prohibited from any use, including but not limited to in sales, in marketing or advertising of telecommunications services, of any name, service mark or trademark (collectively, the “Marks”) of the other Party. The Marks of a Party include those Marks owned directly by such Party and those Marks that such Party has a legal and valid license to use.
- 7.2 Ownership of Intellectual Property. Any intellectual property that originates from or is developed by a Party shall remain the exclusive property of that Party. Except for a limited license to use patents or copyrights to the extent necessary for the Parties to use any facilities or equipment (including software) or to receive any service solely as provided under this Agreement, no license in patent, copyright, trademark or trade secret, or other proprietary or intellectual property right now or hereafter owned, controlled or licensable by a Party, is granted to the other Party or shall be implied or arise by estoppel. It is the responsibility of each Party to ensure at no additional cost to the other Party that it has obtained any necessary licenses in relation to intellectual property of third Parties used in its network that may be required to enable the other Party to use any facilities or equipment (including software), to receive any service, or to perform its respective obligations under this Agreement.
- 7.3 Indemnification. The Party providing a service pursuant to this Agreement will indemnify, hold harmless, and defend the Party receiving such service or data provided as a result of such service against claims of intellectual property infringement arising solely from the use by the receiving Party of such service in the manner contemplated under this Agreement and will indemnify and defend the receiving Party for any damages awarded based solely on such claims in accordance with Section 6 preceding.
- 7.4 Claim of Infringement. In the event that use of any facilities or equipment (including software), becomes, or in the reasonable judgment of the Party who owns the affected network is likely to become, the subject of a claim, action, suit, or proceeding based on intellectual property infringement, then said Party shall

promptly and at its sole expense and sole option, but subject to the limitations of liability set forth below:

- 7.4.1 modify or replace the applicable facilities or equipment (including software) while maintaining form and function, or
- 7.4.2 obtain a license sufficient to allow such use to continue.
- 7.4.3 In the event Section 8.4.1 or 8.4.2 are commercially unreasonable, then said Party may, terminate, upon reasonable notice, this contract with respect to use of, or services provided through use of, the affected facilities or equipment (including software), but solely to the extent required to avoid the infringement claim. However, the termination of a particular service under this Section does not relieve the Party of its obligation to provide any service required under the Act, the regulations thereunder or by the Commission.
- 7.5 Exception to Obligations. Neither Party's obligations under this Section shall apply to the extent the infringement is caused by: (i) modification of the facilities or equipment (including software) by the indemnitee; (ii) use by the indemnitee of the facilities or equipment (including software) in combination with equipment or facilities (including software) not provided or authorized by the indemnitor, provided the facilities or equipment (including software) would not be infringing if used alone; (iii) conformance to specifications of the indemnitee which would necessarily result in infringement; or (iv) continued use by the indemnitee of the affected facilities or equipment (including software) after being placed on notice to discontinue use as set forth herein.
- 7.6 Exclusive Remedy. The foregoing shall constitute the Parties' sole and exclusive remedies and obligations with respect to a third party claim of intellectual property infringement arising out of the conduct of business under this Agreement.
- 7.7 Dispute Resolution. Any claim arising under this Section 8 shall be excluded from the dispute resolution procedures set forth in Section 10 and shall be brought in a court of competent jurisdiction.

8. Proprietary and Confidential Information

- 8.1 Proprietary and Confidential Information. It may be necessary for BellSouth and Comcast Phone, each as the "Discloser," to provide to the other Party, as "Recipient," certain proprietary and confidential information (including trade secret information) including but not limited to technical, financial, marketing, staffing and business plans and information, strategic information, proposals, request for proposals, specifications, drawings, maps, prices, costs, costing methodologies, procedures, processes, business systems, software programs, techniques, customer account data, call detail records and like information (collectively the "Information"). All such Information conveyed in writing or other tangible form shall be conspicuously marked with a confidential or proprietary legend. Information conveyed orally by the Discloser to Recipient shall be designated as

proprietary and confidential at the time of such oral conveyance, shall be reduced to writing by the Discloser within forty-five (45) days thereafter, and shall be conspicuously marked with a confidential or proprietary legend.

- 8.2 Use and Protection of Information. Recipient agrees to protect such Information of the Discloser provided to Recipient from whatever source from distribution, disclosure or dissemination to anyone except employees of Recipient with a need to know such Information solely in conjunction with Recipient's analysis of the Information and for no other purpose except as authorized herein or as otherwise authorized in writing by the Discloser. Recipient will not make any copies of the Information inspected by it.
- 8.3 Exceptions. Recipient will not have an obligation to protect any portion of the Information which:
- 8.3.1 (a) is made publicly available by the Discloser or lawfully by a nonparty to this Agreement; (b) is lawfully obtained by Recipient from any source other than Discloser; (c) is previously known to Recipient without an obligation to keep it confidential; or (d) is released from the terms of this Agreement by Discloser upon written notice to Recipient.
- 8.4 Recipient agrees to use the Information solely for the purposes of negotiations pursuant to 47 U.S.C. 251 or in performing its obligations under this Agreement and for no other entity or purpose, except as may be otherwise agreed to in writing by the Parties. Nothing herein shall prohibit Recipient from providing information requested by the FCC or a state regulatory agency with jurisdiction over this matter, or to support a request for arbitration or an allegation of failure to negotiate in good faith, or where required by law, regulation, court order or otherwise legally compelled (e.g., by the FCC or a Commission) provided that Recipient provides Discloser with prompt notice of such requirement and cooperates in good faith in ensuring proper confidential protection for such disclosure.
- 8.5 Recipient agrees not to publish or use the Information for any advertising, sales promotions, press releases, or publicity matters that refer either directly or indirectly to the Information or to the Discloser or any of its affiliated companies.
- 8.6 The disclosure of Information neither grants nor implies any license to the Recipient under any trademark, patent, copyright, or application that is now or may hereafter be owned by the Discloser.
- 8.7 Survival of Confidentiality Obligations. The Parties' rights and obligations under this Section 8 shall survive and continue in effect until two (2) years after the expiration or termination date of this Agreement with regard to all Information exchanged during the term of this Agreement. Thereafter, the Parties' rights and obligations hereunder survive and continue in effect with respect to any Information that is a trade secret under applicable law.

9. Resolution of Disputes

Except as otherwise stated in this Agreement, if any dispute arises as to the interpretation of any provision of this Agreement or as to the proper implementation of this Agreement, the aggrieved Party shall petition the Commission for a resolution of the dispute. However, each Party reserves any rights it may have to seek judicial review of any ruling made by the Commission concerning this Agreement.

10. Taxes

10.1 Definition. For purposes of this Section, the terms “taxes” and “fees” shall include but not be limited to federal, state or local sales, use, excise, gross receipts or other taxes or tax-like fees of whatever nature and however designated (including tariff surcharges and any fees, charges or other payments, contractual or otherwise, for the use of public streets or rights of way, whether designated as franchise fees or otherwise) imposed, or sought to be imposed, on or with respect to the services furnished hereunder or measured by the charges or payments therefore, excluding (a) any taxes levied on either Party’s corporate existence, status, or income, (b) any corporate franchise taxes or (c) tax on property.

10.2 Taxes and Fees Imposed Directly On Either Providing Party or Purchasing Party.

10.2.1 Taxes and fees imposed on the providing Party, which are not permitted or required to be passed on by the providing Party to its customer, shall be borne and paid by the providing Party.

10.2.2 Taxes and fees imposed on the purchasing Party, which are not required to be collected and/or remitted by the providing Party, shall be borne and paid by the purchasing Party.

10.3 Taxes and Fees Imposed on Purchasing Party But Collected And Remitted By Providing Party.

10.3.1 Taxes and fees imposed on the purchasing Party shall be borne by the purchasing Party, even if the obligation to collect and/or remit such taxes or fees is placed on the providing Party.

10.3.2 To the extent permitted by applicable law, any such taxes and/or fees shall be shown as separate items on applicable billing documents between the Parties. Notwithstanding the foregoing, the purchasing Party shall remain liable for and the providing Party may collect any such taxes and fees, which were assessed by or paid to an appropriate taxing authority within the statute of limitations period regardless of whether they are actually billed by the providing Party at the time that the respective service is billed. If the providing Party fails to bill or to collect any taxes or fees herein, then as between the providing Party and purchasing Party, the providing Party shall be liable for any penalty assessed with respect to such uncollected taxes or fees by such authority.

- 10.3.3 If the purchasing Party determines that in its opinion any such taxes or fees are not payable, the providing Party shall not bill such taxes or fees to the purchasing Party if the purchasing Party provides written certification, reasonably satisfactory to the providing Party, stating that it is exempt or otherwise not subject to the tax or fee, setting forth the basis therefore, and satisfying any other requirements under applicable law. To the extent a sale is claimed to be for resale and thus subject to tax exemption, the purchasing Party shall furnish the providing Party a proper resale tax exemption certificate as authorized or required by statute or regulation of the jurisdiction providing said resale tax exemption. Failure to timely provide said resale tax exemption certificate will result in no exemption being available to the purchasing Party for any period prior to the date that the purchasing Party presents a valid certificate. If applicable law excludes or exempts a purchase of services under this Agreement from a Tax, but does not also provide an exemption procedure, then the providing Party will not collect such Tax if the purchasing Party furnishes the providing Party with a letter signed by an authorized representative of the purchasing Party claiming an exemption and identifying the applicable law that both allows such exemption and does not require an exemption certificate. If any authority seeks to collect any such tax or fee that the purchasing Party has determined and certified not to be payable, or any such tax or fee that was not billed by the providing Party, the purchasing Party may contest the same in good faith, at its own expense. In any such contest, the purchasing Party shall promptly furnish the providing Party with copies of all filings in any proceeding, protest, or legal challenge, all rulings issued in connection therewith, and all correspondence between the purchasing Party and the taxing authority.
- 10.3.4 In the event that all or any portion of an amount sought to be collected must be paid in order to contest the imposition of any such tax or fee, or to avoid the existence of a lien on the assets of the providing Party during the pendency of such contest, the purchasing Party shall be responsible for such payment and shall be entitled to the benefit of any refund or recovery plus any interest thereon.
- 10.3.5 If it is ultimately determined that any additional amount of such a tax or fee is due to the imposing authority, the purchasing Party shall pay such additional amount, including any interest and penalties thereon.
- 10.3.6 Notwithstanding any provision to the contrary, the purchasing Party shall protect, indemnify and hold harmless (and defend at the purchasing Party's expense) the providing Party from and against any such tax or fee, interest or penalties thereon, or other charges or payable expenses (including reasonable attorney fees) with respect thereto, which are incurred by the providing Party in connection with any claim for or contest of any such tax or fee except to the extent any interest, penalty or other charges or expenses are due to the negligent acts or willful misconduct of providing Party.
- 10.3.7 Each Party shall notify the other Party in writing of any assessment, proposed assessment or other claim for any additional amount of such a tax or fee by a taxing authority; such notice to be provided, if possible, at least ten (10) days prior

to the date by which a response, protest or other appeal must be filed, but in no event later than thirty (30) days after receipt of such assessment, proposed assessment or claim.

10.4 Taxes and Fees Imposed on Providing Party But Passed On To Purchasing Party.

10.4.1 Taxes and fees imposed on the providing Party, which are permitted or required to be passed on by the providing Party to its customer, shall be borne by the purchasing Party.

10.4.2 To the extent permitted by applicable law, any such taxes and/or fees shall be shown as separate items on applicable billing documents between the Parties. Notwithstanding the foregoing, the purchasing Party shall remain liable for any such taxes and fees regardless of whether they are actually billed by the providing Party at the time that the respective service is billed. If the providing Party fails to bill or to collect any taxes or fees herein, then as between the providing Party and purchasing Party, the providing Party shall be liable for any penalty assessed with respect to such uncollected taxes or fees by such authority.

10.4.3 If the purchasing Party disagrees with the providing Party's determination as to the application or basis for any such tax or fee, the Parties shall consult with respect to the imposition and billing of such tax or fee. Notwithstanding the foregoing, the providing Party shall retain ultimate responsibility for determining whether and to what extent any such taxes or fees are applicable, and the purchasing Party shall abide by such determination and pay such taxes or fees to the providing Party. The providing Party shall further retain ultimate responsibility for determining whether and how to contest the imposition of such taxes and fees; provided, however, that any such contest undertaken at the request of the purchasing Party shall be at the purchasing Party's expense.

10.4.4 In the event that all or any portion of an amount sought to be collected must be paid in order to contest the imposition of any such tax or fee, or to avoid the existence of a lien on the assets of the providing Party during the pendency of such contest, the purchasing Party shall be responsible for such payment and shall be entitled to the benefit of any refund or recovery and any interest thereon.

10.4.5 If it is ultimately determined that any additional amount of such a tax or fee is due to the imposing authority, the purchasing Party shall pay such additional amount, including any interest and penalties thereon.

10.4.6 Notwithstanding any provision to the contrary, the purchasing Party shall protect, indemnify and hold harmless (and defend at the purchasing Party's expense) the providing Party from and against any such tax or fee, interest or penalties thereon, or other reasonable charges or payable expenses (including reasonable attorneys' fees) with respect thereto, which are incurred by the providing Party in connection with any claim for or contest of any such tax or fee, except to the extent any

interest, penalty or other charges or expenses are due to the negligent acts or willful misconduct of providing Party.

10.4.7 Each Party shall notify the other Party in writing of any assessment, proposed assessment or other claim for any additional amount of such a tax or fee by a taxing authority; such notice to be provided, if possible, at least ten (10) days prior to the date by which a response, protest or other appeal must be filed, but in no event later than thirty (30) days after receipt of such assessment, proposed assessment or claim.

10.5 Mutual Cooperation. In any contest of a tax or fee by one Party, the other Party shall cooperate fully by providing records, testimony and such additional information or assistance as may reasonably be necessary to pursue the contest. Further, the other Party shall be reimbursed for any reasonable and necessary out-of-pocket copying and travel expenses incurred in assisting in such contest.

11. Force Majeure

In the event performance of this Agreement, or any obligation hereunder, is either directly or indirectly prevented, restricted, or interfered with by reason of fire, flood, earthquake or like acts of God, wars, revolution, civil commotion, explosion, acts of public enemy, embargo, acts of the government in its sovereign capacity, labor difficulties, including without limitation, strikes, slowdowns, picketing, or boycotts, unavailability of equipment from vendor, changes requested by Customer, or any other circumstances beyond the reasonable control and without the fault or negligence of the Party affected, the Party affected, upon giving prompt written notice to the other Party, shall be excused from such performance on a day-to-day basis to the extent of such prevention, restriction, or interference (and the other Party shall likewise be excused from performance of its obligations on a day-to-day basis until the delay, restriction or interference has ceased); provided however, that the Party so affected shall use diligent efforts to avoid or remove such causes of non-performance and both Parties shall proceed whenever such causes are removed or cease.

12. Adoption of Agreements

Pursuant to 47 USC § 252(i) and 47 C.F.R. § 51.809, BellSouth shall make available to Comcast Phone any entire interconnection agreement filed and approved pursuant to 47 USC § 252.

The term of the adopted agreement shall expire on the same date as set forth in the agreement that was adopted. In accordance with this section, Comcast Phone shall provide its request to adopt an interconnection agreement in its entirety by providing BellSouth written notice of its intent to adopt said interconnection agreement. Such agreement will not be effective until executed by both Parties.

13. Modification of Agreement

- 13.1 If either Party changes its name or makes changes to its company structure or identity due to a merger, acquisition, transfer or any other reason, it is the responsibility of such Party to notify the other Party of said change and request that an amendment to this Agreement, if necessary, be executed to reflect said change. Upon such notification, and subject to the provisions of Section 19, the other Party agrees to cooperate in good faith and with due diligence to amend this Agreement as appropriate and to take all reasonable steps necessary to effectuate the name change.
- 13.2 No modification, amendment, supplement to, or waiver of the Agreement or any of its provisions shall be effective and binding upon the Parties unless it is made in writing and duly signed by the Parties.
- 13.3 In the event that any effective legislative, regulatory, judicial or other legal action materially affects any material terms of this Agreement, or the ability of Comcast Phone or BellSouth to perform any material terms of this Agreement, Comcast Phone or BellSouth may, on thirty (30) days' written notice require that such terms be renegotiated, and the Parties shall renegotiate in good faith such mutually acceptable new terms as may be required. In the event that such new terms are not renegotiated within ninety (90) days after such notice, the Dispute shall be referred to the Dispute Resolution procedure set forth in this Agreement. Further, either Party may provide written request to the other Party to amend the Agreement as may be required from time to time to accommodate business and operational needs and as otherwise provided in the Agreement.

14. Non-waiver of Legal Rights

Execution of this Agreement by either Party does not confirm or imply that the executing Party agrees with any decision(s) issued pursuant to the Telecommunications Act of 1996 and the consequences of those decisions on specific language in this Agreement. Neither Party waives its rights to appeal or otherwise challenge any such decision(s) and each Party reserves all of its rights to pursue any and all legal and/or equitable remedies, including appeals of any such decision(s).

15. Indivisibility

The Parties intend that this Agreement be indivisible and nonseverable, and each of the Parties acknowledges that it has assented to all of the covenants and promises in this Agreement as a single whole and that all of such covenants and promises, taken as a whole, constitute the essence of the contract. Without limiting the generality of the foregoing, each of the Parties acknowledges that any provision by BellSouth of Collocation Space (or space pursuant to Adjacent Arrangement) under this Agreement is solely for the purpose of facilitating the provision of other services under this Agreement and that neither Party would have contracted with respect to the provisioning of Collocation Space (or space pursuant to Adjacent Arrangement) if the covenants and promises of the other Party with respect to the

other services provided for under this Agreement had not been made. The Parties further acknowledge that this Agreement is intended to constitute a single transaction, that the obligations of the Parties under this Agreement are interdependent, and that payment obligations under this Agreement are intended to be recoupable against other payment obligations under this Agreement.

16. Waivers

A failure or delay of either Party to enforce any of the provisions hereof, to exercise any option which is herein provided, or to require performance of any of the provisions hereof shall in no way be construed to be a waiver of such provisions or options, and each Party, notwithstanding such failure, shall have the right thereafter to insist upon the performance of any and all of the provisions of this Agreement.

17. Governing Law

- 17.1 Where applicable, this Agreement shall be governed by and construed in accordance with federal and state substantive telecommunications law, including rules and regulations of the FCC and appropriate Commission. In all other respects, this Agreement shall be governed by and construed and enforced in accordance with the laws of the State of Georgia without regard to its conflict of laws principles.

18 Assignments and Transfers

- 18.1 Any assignment by either Party to any entity of any right, obligation or duty, or of any other interest hereunder, in whole or in part, without the prior written consent of the other Party shall be void, and such consent shall not be unreasonably withheld or denied. In all cases, the assigning Party shall notify the other Party in writing of such assignment at least thirty (30) days prior to the effective date thereof. A Party may assign this Agreement in whole to an Affiliate of the Party or any entity succeeding a Party by sale, merger, or acquisition without the consent of the other Party; provided, however, that the assignee is authorized as a CLEC in all States covered by this Agreement and complies with the rest of the provisions in this Agreement. Upon BellSouth's request the assignee must provide evidence of a Commission approved certification to provide Telecommunications Service in each state that Comcast Phone is entitled to provide Telecommunications Service. Upon BellSouth's request, the Parties shall amend this Agreement to reflect such assignments and shall work cooperatively to implement any changes required due to such assignment. No assignment shall be effective until the foregoing provisions in this section are met and completed. All obligations and duties of any Party under this Agreement shall be binding on all successors in interest and assigns of such Party. No assignment or delegation hereof shall relieve the assignor of its obligations under this Agreement in the event that the assignee fails to perform such obligations. Notwithstanding anything to the contrary in this Section,

Comcast Phone shall not be permitted to assign this Agreement in whole or in part to any entity unless either (1) Comcast Phone pays all bills, past due and current, under this Agreement, or (2) Comcast Phone's assignee expressly assumes liability for payment of such bills.

19. Notices

- 19.1 Every notice, consent, approval, or other communications required or contemplated by this Agreement shall be in writing and shall be delivered by hand, by overnight courier or by US mail postage prepaid, address to:

BellSouth Telecommunications, Inc.

Account Team
600 North 19th Street
Birmingham, Alabama 35203

and

General Attorney - COU
Suite 4300
675 W. Peachtree St.
Atlanta, GA 30375

Comcast Phone, LLC. Comcast Phone II, Inc.

John G Sullivan, Vice President
Chief Counsel Telephony
1500 Market Street
Philadelphia, PA 19102
Telephone: 215-320-8816
E-Mail: john_sullivan@comcast.com

With a copy to:

Beth Choroser, Senior Director of Regulatory Compliance
1500 Market Street
Philadelphia, PA 19102
Telephone: 215-981-7893
E-Mail: beth_choroser@comcast.com

or at such other address as the intended recipient previously shall have designated by written notice to the other Party.

- 19.2 Unless otherwise provided in this Agreement, notice by mail shall be effective on the date it is actually received as may be evidenced by a return receipt or equivalent and notice by recognized overnight delivery service is effective when

received as evidence by a signed delivery receipt, or if rejected by the recipient Party, notice shall be presumed received on the date of rejection.

- 20 BellSouth will post changes to business processes and policies, not requiring an amendment to this Agreement, notices required to be posted to BellSouth's website, and any other information of general applicability to CLECs.

- 21 Rule of Construction

No rule of construction requiring interpretation against the drafting Party hereof shall apply in the interpretation of this Agreement.

22. Headings of No Force or Effect

The headings of Articles and Sections of this Agreement are for convenience of reference only, and shall in no way define, modify or restrict the meaning or interpretation of the terms or provisions of this Agreement.

23. Multiple Counterparts

This Agreement may be executed in multiple counterparts, each of which shall be deemed an original, but all of which shall together constitute but one and the same document.

24. Filing of Agreement

Upon execution of this Agreement it shall be filed with the appropriate state regulatory agency pursuant to the requirements of Section 252 of the Act, and the Parties shall share equally any filing fees therefore. If the regulatory agency imposes any filing or public interest notice fees regarding the filing or approval of the Agreement, the required notice and the publication and/or notice costs shall be borne by equally by the Parties. Notwithstanding the foregoing, this Agreement shall not be submitted for approval by the appropriate state regulatory agency unless and until such time as Comcast Phone is duly certified as a local exchange carrier in such state, except as otherwise required by a Commission.

25. Compliance with Applicable Law

This agreement is intended to memorialize the Parties' mutual agreement with respect to each Party's rights and obligations under this Agreement. Each Party shall comply at its own expense with applicable law.

26. Necessary Approvals

Each Party shall be responsible for obtaining and keeping in effect all approvals from, and rights granted by, governmental authorities, building and property owners, other carriers, and any other persons that may be required in connection with the performance of its obligations under this Agreement. Each Party shall

reasonably cooperate with the other Party in obtaining and maintaining any required approvals and rights for which such Party is responsible.

27. Good Faith Performance

Each Party shall act in good faith in its performance under this Agreement and, in each case in which a Party's consent or agreement is required or requested hereunder, such Party shall not unreasonably condition withhold or delay such consent or agreement.

28. Rates

28.1 Comcast Phone shall pay the charges set forth in this Agreement. In the event that BellSouth is unable to bill the applicable rate or no rate is established or included in this Agreement such charges incurred under this Agreement, including back billing and billing disputes, are subject to a one (1) year limitations period. However, both Parties recognize that situations exist which may necessitate billing beyond one (1) year and to the extent not bound by the applicable limitations period. These exceptions are:

- Charges connected with jointly provided services whereby meet point billing guidelines require either party to rely on records provided by a third party and such records have not been provided in a timely manner;
- Charges incorrectly billed due to erroneous information supplied by the non-billing Party.

28.1.1 To the extent Comcast Phone requests services not included in this Agreement, such services shall be provisioned pursuant to the rates, terms and conditions set forth in the applicable tariffs, or a separately negotiated Agreement.

29. Rate True-Up

29.1 This section applies to Network Interconnection and/or Unbundled Network Elements and other services rates that are expressly subject to true-up under this Agreement. Notwithstanding the foregoing, no charges shall be applied retroactively prior to the effective date of this Agreement.

29.2 The designated true-up rates shall be trued-up, either up or down, based on final prices determined either by further agreement between the Parties, or by a final order (including any appeals) of the Commission. The Parties shall implement the true-up by comparing the actual volumes and demand for each item, together with the designated true-up rates for each item, with the final prices determined for each item. Each Party shall keep its own records upon which the true-up can be based, and any final payment from one Party to the other shall be in an amount agreed upon by the Parties based on such records. In the event of any disagreement as between the records or the Parties regarding the amount of such true-up, the Parties shall submit the matter to the Dispute Resolution process in accordance with the provisions of this Agreement.

29.3 Where a final and an effective order of a Commission requires a true-up, such as a generic cost proceeding, the order that forms the basis of the true-up shall be binding upon BellSouth and Comcast Phone specifically or upon all carriers generally.

30. Nonexclusive Dealings

This Agreement does not prevent either Party from providing or purchasing services to or from any other person nor, except as provided in Section 252(i) of the Act, nor does it obligate either Party to provide or purchase any services (except insofar as BellSouth may be obligated to provide access to Interconnection, services and Network Elements to Comcast Phone as a requesting carrier under the Act).

31. Survival

The Parties' obligations under this Agreement, which by their nature are intended to continue beyond the termination or expiration of this Agreement, shall survive the termination or expiration of this Agreement.

32. Entire Agreement

32.1 This Agreement and its Attachments sets forth the entire understanding and supersedes prior agreements between the Parties relating to the subject matter contained in this Agreement and merges all prior discussions between them. Any orders placed under prior agreements between the Parties shall be governed by the terms of such prior agreements. Neither Party shall be bound by any definition, condition, provision, representation, warranty, covenant or promise other than as expressly stated in this Agreement or as is contemporaneously or subsequently set forth in writing and executed by a duly authorized officer or representative of the Party to be bound thereby.

32.2 This Agreement includes Attachments with provisions for the following:

Resale
 Network Elements and other services
 Network Interconnection
 Collocation
 Access to Numbers and Number Portability
 Pre-Ordering, Ordering and Provisioning, Maintenance and Repair
 Billing and Billing Accuracy Certification
 Rights-of-Way, Conduits and Pole Attachments
 Performance Measurements
 BellSouth Disaster Recovery Plan
 Bona Fide Request/New Business Request Process

32.3 The following services are included as options for purchase by Comcast Phone pursuant to the terms and conditions set forth in this Agreement. Comcast Phone may elect to purchase said services by written request to its Local Contract Manager if applicable:

Optional Daily Usage File (ODUF)
 Enhanced Optional Daily Usage File (EODUF)

34 Compliance with Law

The Parties have negotiated their respective rights and obligations pursuant to substantive Federal and State Telecommunications law and this Agreement is intended to memorialize the Parties' mutual agreement with respect to each Party's rights and obligations under the Act and applicable FCC and Commission orders, rules and regulations. Nothing contained herein, nor any reference to applicable rules and orders, is intended to expand on or contract the Parties' rights and obligations as set forth herein. To the extent the provisions of this Agreement differ from the provisions of any Federal or State Telecommunications statute, rule or order, this Agreement shall control. Each Party shall comply at its own expense with all other laws of general applicability.

EXHIBIT C

SCHEDULE OF COMCAST PHONE, LLC (COMCAST PHONE)

OPERATING AFFILIATES

Comcast Phone of Florida, LLC d/b/a Comcast Digital Phone

Comcast Phone of Georgia, LLC

Comcast Phone of Kentucky, LLC d/b/a Comcast Digital Phone

SCHEDULE OF COMCAST PHONE II, Inc. (COMCAST PHONE)

OPERATING AFFILIATES

Comcast Phone of Alabama, LLC d/b/a Comcast Digital Phone

Comcast Phone of Louisiana, LLC

Comcast Phone of Mississippi, LLC

Comcast Phone of North Carolina, LLC

Comcast Phone of South Carolina, Inc

Comcast Phone of Tennessee, LLC

General Terms and Conditions
Signature Page

IN WITNESS WHEREOF, the Parties have executed this Agreement the day and year written below.

BellSouth Telecommunications, Inc.

By: Kristen E. Rowe

Name: Kristen E. Rowe

Title: Director

Date: 8/26/05

Comcast Phone, LLC

Comcast Phone II, Inc.

By: Catherine Augiris

Name: CATHERINE AUGIRIS

Title: SVP & GM - Comcast Voice SVCS

Date: 8/25/05

Attachment 1

Resale

Table of Contents

1. Discount Rates	3
2. Definition of Terms.....	3
3. General Provisions.....	4
4. BellSouth's Provision of Services	8
5. Maintenance of Services.....	9
6. Establishment of Service	9
7. Discontinuance of Service.....	10
8. Operator Services (Operator Call Processing and Directory Assistance)	10
9. Line Information Database (LIDB)	14
10. RAO Hosting	14
11. Optional Daily Usage File (ODUF).....	14
12. Enhanced Optional Daily Usage File (EODUF).....	14
Resale Restrictions	Exhibit A
Line Information Database (LIDB) Storage Agreement	Exhibit B
Optional Daily Usage File (ODUF)	Exhibit C
Enhanced Option Daily Usage File (EODUF)	Exhibit D
Resale Discounts and Rates	Exhibit E

RESALE

1. Discount Rates

- 1.1 The discount rates applied to Comcast Phone purchases of BellSouth Telecommunications Services for the purpose of resale shall be as set forth in Exhibit E. Such discounts have been determined by the applicable Commission to reflect the costs avoided by BellSouth when selling a service for wholesale purposes.
- 1.2 The telecommunications services available for purchase by Comcast Phone for the purposes of resale to Comcast Phone's End Users shall be available at BellSouth's tariffed rates less the discount set forth in Exhibit E to this Agreement and subject to the exclusions and limitations set forth in Exhibit A to this Agreement.

2. Definition of Terms

- 2.1 COMPETITIVE LOCAL EXCHANGE COMPANY ("CLEC") means a telephone company certificated by the Commission to provide local exchange service within BellSouth's franchised area.
- 2.2 CUSTOMER OF RECORD means the entity responsible for placing application for service; requesting additions, rearrangements, maintenance or discontinuance of service; payment in full of charges incurred such as non-recurring, monthly recurring, toll, directory assistance, etc.
- 2.3 DEPOSIT means assurance provided by a customer in the form of cash, surety bond or bank letter of credit to be held by BellSouth.
- 2.4 END USER means the ultimate consumer of the Telecommunications Service.
- 2.5 END USER CUSTOMER LOCATION means the physical location of the premises where an End User makes use of the telecommunications services.
- 2.6 NEW SERVICES means functions, features or capabilities that are not currently offered by BellSouth. This includes packaging of existing services or combining a new function, feature or capability with an existing service.
- 2.7 RESALE means an activity wherein a certificated CLEC, such as Comcast Phone, subscribes to the telecommunications services of BellSouth and then offers those telecommunications services to the public.

3. General Provisions

- 3.1 All of the negotiated rates, terms and conditions set forth in this Attachment pertain to the resale of BellSouth's retail telecommunications services and other services specified in this Attachment. Subject to effective and applicable FCC and Commission rules and orders, BellSouth shall make available to Comcast Phone for resale those telecommunications services BellSouth makes available, pursuant to its General Subscriber Services Tariff and Private Line Services Tariff, to customers who are not telecommunications carriers.
- 3.1.1 When Comcast Phone provides Resale service in a cross boundary area (areas that are part of the local serving area of another state's exchange) the rates, regulations and discounts for the tariffing state will apply. Billing will be from the serving state.
- 3.1.2 In Tennessee, if Comcast Phone provides its own operator services and directory services, the discount shall be 21.56%. Comcast Phone must provide written notification to BellSouth within 30 days prior to providing its own operator services and directory services to qualify for the higher discount rate of 21.56%.
- 3.2 Comcast Phone may purchase resale services from BellSouth for their own use in operating their business. The resale discount will apply to those services under the following conditions:
- 3.2.1 Comcast Phone must resell services to other End Users.
- 3.2.2 Comcast Phone cannot be a competitive local exchange telecommunications company for the single purpose of selling to themselves.
- 3.3 Comcast Phone will be the customer of record for all services purchased from BellSouth. Except as specified herein, BellSouth will take orders from, bill and receive payment from Comcast Phone for said services.
- 3.4 Comcast Phone will be BellSouth's single point of contact for all services purchased pursuant to this Agreement. BellSouth shall have no contact with the End User except to the extent provided for herein. Each Party shall provide to the other a nation wide (50 states) toll-free contact number for purposes of repair and maintenance.
- 3.5 BellSouth will continue to bill the End User for any services that the End User specifies it wishes to receive directly from BellSouth. BellSouth maintains the right to serve directly any End User within the service area of Comcast Phone. BellSouth will continue to market directly its own telecommunications products and services and in doing so may establish independent relationships with End Users of Comcast Phone. Neither Party shall interfere with the right of any person or entity to obtain service directly from the other Party.

- 3.5.1 When a subscriber of Comcast Phone or BellSouth elects to change his/her carrier to the other Party, both Parties agree to release the subscriber's service to the other Party concurrent with the due date of the service order, which shall be established based on the standard interval for the subscriber's requested service as set forth in the BellSouth Product and Services Interval Guide.
- 3.5.2 BellSouth and Comcast Phone will refrain from contacting subscribers who have placed or whose selected carrier has placed on their behalf an order to change his/her service provider from BellSouth or Comcast Phone to the other Party until such time that the order for service has been completed.
- 3.6 Current telephone numbers may normally be retained by the End User and are assigned to the service furnished. However, neither Party nor the End User has a property right to the telephone number or any other call number designation associated with services furnished by BellSouth, and no right to the continuance of service through any particular central office. BellSouth reserves the right to change such numbers, or the central office designation associated with such numbers, or both, whenever BellSouth deems it necessary to do so in the conduct of its business and in accordance with BellSouth practices and procedures on a nondiscriminatory basis.
- 3.7 Where BellSouth provides local switching or resold services to Comcast Phone, BellSouth will provide Comcast Phone with on line access to intermediate telephone numbers as defined by applicable FCC rules and regulations on a first come first served basis. Comcast Phone acknowledges that such access to numbers shall be in accordance with the appropriate FCC rules and regulations. Comcast Phone acknowledges that there may be instances where there is a shortage of telephone numbers in a particular Common Language Location Identifier Code ("CLLIC"); and in such instances, Comcast Phone shall return unused intermediate telephone numbers to BellSouth upon BellSouth's request. BellSouth shall make all such requests on a nondiscriminatory basis.
- 3.8 BellSouth will allow Comcast Phone to designate up to 100 intermediate telephone numbers per CLLIC, for Comcast Phone's sole use. Assignment, reservation and use of telephone numbers shall be governed by applicable FCC rules and regulations. Comcast Phone acknowledges that there may be instances where there is a shortage of telephone numbers in a particular CLLIC and BellSouth has the right to limit access to blocks of intermediate telephone numbers. These instances include: 1) where jeopardy status has been declared by the North American Numbering Plan (NANP) for a particular Numbering Plan Area ("NPA"); or 2) where a rate center has less than six months supply of numbering resources.
- 3.9 Service is furnished subject to the condition that it will not be used for any unlawful purpose.

- 3.10 Service will be discontinued if any law enforcement agency advises that the service being used is in violation of the law.
- 3.11 BellSouth can refuse service when it has grounds to believe that service will be used in violation of the law.
- 3.12 BellSouth will cooperate with law enforcement agencies with subpoenas and court orders relating to Comcast Phone's End Users, pursuant to Section 7 of the General Terms and Conditions.
- 3.13 If Comcast Phone or its End Users utilize a BellSouth resold telecommunications service in a manner other than that for which the service was originally intended as described in BellSouth's retail tariffs, Comcast Phone has the responsibility to notify BellSouth. BellSouth will only provision and maintain said service consistent with the terms and conditions of the tariff describing said service.
- 3.14 Facilities and/or equipment utilized by BellSouth to provide service to Comcast Phone remain the property of BellSouth.
- 3.15 White page directory listings for Comcast Phone End Users will be provided in accordance with Section 5 of the General Terms and Conditions.
- 3.16 Service Ordering and Operational Support Systems ("OSS")
- 3.16.1 Comcast Phone must order services through resale interfaces, i.e., the Local Carrier Service Center ("LCSC") and/or appropriate Resale Account Teams pursuant to this Agreement. BellSouth has developed and made available interactive interfaces by which Comcast Phone may submit LSRs electronically as set forth in Attachment 6 of this Agreement. Service orders will be in a standard format designated by BellSouth.
- 3.16.2 LSRs submitted by means of one of these interactive interfaces shall incur an OSS electronic charge as set forth in Exhibit E to this Agreement. An individual LSR shall be identified for billing purposes by its Purchase Order Number ("PON"). LSRs submitted by means other than one of these interactive interfaces (Mail, fax, courier, etc.) shall incur a manual order charge as set forth in Exhibit E to this Agreement. Supplements or clarifications to a previously billed LSR will not incur another OSS charge.
- 3.16.3 Denial/Restoral OSS Charge. In the event Comcast Phone provides a list of customers to be denied and restored, rather than an LSR, each location on the list will require a separate PON and therefore will be billed as one LSR per location.
- 3.16.4 Cancellation OSS Charge. Comcast Phone will incur an OSS charge for an accepted LSR that is later canceled.

- 3.16.5 Threshold Billing Plan. Comcast Phone will incur the mechanized rate for all LSRs, both mechanized and manual, if the percentage of mechanized LSRs to total LSRs meets or exceeds the threshold percentage of 90% in the year 2001. The threshold plan will be discontinued in 2002.
- 3.16.5.1 BellSouth will track the total LSR volume for each CLEC for each quarter. At the end of that time period, a Percent Electronic LSR calculation will be made for that quarter based on the LSR data tracked in the LCSC. If this percentage exceeds the threshold volume, all of that CLEC's future manual LSRs for the following quarter will be billed at the mechanized LSR rate. To allow time for obtaining and analyzing the data and updating the billing system, this billing change will take place on the first day of the second month following the end of the quarter (e.g. May 1 for 1Q, Aug 1 for 2Q, etc.). There will be no adjustments to the amount billed for previously billed LSRs.
- 3.17 Where available to BellSouth's End Users, BellSouth shall provide the following telecommunications services at a discount to allow for voice mail services:
- Message Waiting Indicator ("MWI"), stutter dialtone and message waiting light feature capabilities
 - Call Forward Busy Line ("CF/B")
 - Call Forward Don't Answer ("CF/DA")
- Further, BellSouth messaging services set forth in BellSouth's Messaging Service Information Package shall be made available for resale without the wholesale discount.
- 3.19 BellSouth shall provide branding for, or shall unbrand, voice mail services for Comcast Phone per the Bona Fide Request/New Business Request process as set forth in Section 6 of the General Terms and Conditions.
- 3.20 BellSouth's Inside Wire Maintenance Service Plan is available for resale at rates, terms and conditions as set forth by BellSouth and without the wholesale discount.
- 3.21 In the event Comcast Phone acquires an end user whose service is provided pursuant to a BellSouth Special Assembly, BellSouth shall make available to Comcast Phone that Special Assembly at the wholesale discount at Comcast Phone's option. Comcast Phone shall be responsible for all terms and conditions of such Special Assembly including but not limited to termination liability if applicable.
- 3.22 BellSouth shall provide 911/E911 for Comcast Phone customers in the same manner that it is provided to BellSouth customers. BellSouth shall provide and validate Comcast Phone customer information to the PSAP. BellSouth shall use

its service order process to update and maintain, on the same schedule that it uses for its customers, the Comcast Phone customer service information in the ALI/DMS (Automatic Location Identification/Location Information) databases used to support 911/E911 services.

- 3.23 BellSouth shall bill, and Comcast Phone shall pay, the End User line charge associated with implementing Number Portability as set forth in BellSouth's FCC No. 1 Tariff. This charge is not subject to the wholesale discount.
- 3.24 Pursuant to 47 CFR Section 51.617, BellSouth will bill to Comcast Phone, and Comcast Phone shall pay, End User common line charges identical to the End User common line charges BellSouth bills its End Users.

4. BellSouth's Provision of Services to Comcast Phone

- 4.1 Resale of BellSouth services shall be as follows:
 - 4.1.1 The resale of telecommunications services shall be limited to users and uses conforming to the class of service restrictions.
 - 4.1.2 Hotel and Hospital PBX services are the only telecommunications services available for resale to Hotel/Motel and Hospital End Users, respectively. Similarly, Access Line Service for Customer Provided Coin Telephones is the only local service available for resale to Payphone Service Provider ("PSP") customers. Shared Tenant Service customers can only be sold those local exchange access services available in BellSouth's A23 Shared Tenant Service Tariff in the states of Florida, Georgia, North Carolina and South Carolina, and in A27 in the states of Alabama, Kentucky, Louisiana, Mississippi and Tennessee.
 - 4.1.3 BellSouth reserves the right to periodically audit services purchased by Comcast Phone to establish authenticity of use. Such audit shall not occur more than once in a calendar year. Comcast Phone shall make any and all records and data available to BellSouth or BellSouth's auditors on a reasonable basis. BellSouth shall bear the cost of said audit. Any information provided by Comcast Phone for purposes of such audit shall be deemed Confidential Information pursuant to the General Terms and Conditions of this Agreement.
- 4.2 Subject to Exhibit A hereto, resold services can only be used in the same manner as specified in BellSouth's Tariffs. Resold services are subject to the same terms and conditions as are specified for such services when furnished to an individual End User of BellSouth in the appropriate section of BellSouth's Tariffs. Specific tariff features (e.g. a usage allowance per month) shall not be aggregated across multiple resold services.
- 4.3 Comcast Phone may resell services only within the specific service area as defined in its certificate of operation approved by the Commission.

- 4.4 If Comcast Phone cancels an order for resold services, any costs incurred by BellSouth in conjunction with provisioning of such order will be recovered in accordance with BellSouth's General Subscriber Services Tariffs and Private Line Services Tariffs.

5. Maintenance of Services

- 5.1 Services resold pursuant to this Attachment and BellSouth's General Subscriber Service Tariff and Private Line Service Tariff and facilities and equipment provided by BellSouth shall be maintained by BellSouth.
- 5.2 Comcast Phone or its End Users may not rearrange, move, disconnect, remove or attempt to repair any facilities owned by BellSouth except with the written consent of BellSouth.
- 5.3 Comcast Phone accepts responsibility to notify BellSouth of situations that arise that may result in a service problem.
- 5.4 Comcast Phone will contact the appropriate repair centers in accordance with procedures established by BellSouth.
- 5.5 For all repair requests, Comcast Phone shall adhere to BellSouth's prescreening guidelines prior to referring the trouble to BellSouth.
- 5.6 BellSouth will bill Comcast Phone for handling troubles that are found not to be in BellSouth's network pursuant to its standard time and material charges. The standard time and material charges will be no more than what BellSouth charges to its retail customers for the same services.
- 5.7 BellSouth reserves the right to contact Comcast Phone's End Users, if deemed necessary, for maintenance purposes.

6. Establishment of Service

- 6.1 After receiving certification as a local exchange company from the appropriate regulatory agency, Comcast Phone will provide the appropriate BellSouth service center the necessary documentation to enable BellSouth to establish a master account for Comcast Phone's resold services. Such documentation shall include the Application for Master Account, proof of authority to provide telecommunications services, an Operating Company Number ("OCN") assigned by the National Exchange Carriers Association ("NECA") and a tax exemption certificate, if applicable.
- 6.1.2 Comcast Phone shall provide to BellSouth a blanket letter of authorization ("LOA") certifying that Comcast Phone will have End User authorization prior to viewing the End User's customer service record or switching the End User's

service. BellSouth will not require End User confirmation prior to establishing service for Comcast Phone's End User customer. Comcast Phone must, however, be able to demonstrate End User authorization upon request.

- 6.1.3 BellSouth will accept a request directly from the End User for conversion of the End User's service from Comcast Phone to BellSouth or will accept a request from another CLEC for conversion of the End User's service from Comcast Phone to such other CLEC. Upon completion of the conversion BellSouth will notify Comcast Phone that such conversion has been completed.

7. Discontinuance of Service

- 7.1 The procedures for discontinuing service to an End User are as follows:

- 7.1.1 BellSouth will deny service to Comcast Phone's End User on behalf of, and at the request of, Comcast Phone. Upon restoration of the End User's service, restoral charges will apply and will be the responsibility of Comcast Phone.

- 7.1.2 At the request of Comcast Phone, BellSouth will disconnect a Comcast Phone End User customer.

- 7.1.3 All requests by Comcast Phone for denial or disconnection of an End User for nonpayment must be in writing.

- 7.1.4 Comcast Phone will be made solely responsible for notifying the End User of the proposed disconnection of the service.

- 7.1.5 BellSouth will continue to process calls made to the Annoyance Call Center and will advise Comcast Phone when it is determined that annoyance calls are originated from one of its End User's locations. BellSouth shall be indemnified, defended and held harmless by Comcast Phone and/or the End User against any claim, loss or damage arising from providing this information to Comcast Phone. It is the responsibility of Comcast Phone to take the corrective action necessary with its End Users who make annoying calls. (Failure to do so will result in BellSouth's disconnecting the End User's service.)

8.0 Operator Services (Operator Call Processing and Directory Assistance)

- 8.1 Operator Services provides: (1) operator handling for call completion (for example, collect, third number billing, and manual calling-card calls); (2) operator or automated assistance for billing after the end user has dialed the called number (for example, calling card calls); and (3) special services including but not limited to Busy Line Verification and Emergency Line Interrupt (ELI), Emergency Agency Call and Operator-assisted Directory Assistance.

- 8.2 Upon request for BellSouth Operator Call Processing, BellSouth shall:

- 8.2.1 Process 0+ and 0- dialed local calls.
- 8.2.2 Process 0+ and 0- intraLATA toll calls.
- 8.2.3 Process calls that are billed to Comcast Phone end user's calling card that can be validated by BellSouth.
- 8.2.4 Process person-to-person calls.
- 8.2.5 Process collect calls.
- 8.2.6 Provide the capability for callers to bill a third party and shall also process such calls.
- 8.2.7 Process station-to-station calls.
- 8.2.8 Process Busy Line Verify and Emergency Line Interrupt requests.
- 8.2.9 Process emergency call trace originated by Public Safety Answering Points.
- 8.2.10 Process operator-assisted directory assistance calls.
- 8.2.11 Adhere to equal access requirements, providing Comcast Phone local end users the same IXC access that BellSouth provides its own operator service.
- 8.2.12 Exercise at least the same level of fraud control in providing Operator Service to Comcast Phone that BellSouth provides for its own operator service.
- 8.2.13 Perform Billed Number Screening when handling Collect, Person-to-Person, and Billed-To-Third-Party calls.
- 8.2.14 Direct customer account and other similar inquiries to the customer service center designated by Comcast Phone.
- 8.2.15 Provide call records to Comcast Phone in accordance with ODUF standards.
- 8.2.16 The interface requirements shall conform to the interface specifications for the platform used to provide Operator Services as long as the interface conforms to industry standards.
- 8.3 Directory Assistance Service
 - 8.3.1 Directory Assistance Service provides local end user telephone number listings with the option to complete the call at the caller's direction separate and distinct from local switching.

- 8.3.2 Directory Assistance Service shall provide up to two listing requests per call. If available and if requested by Comcast Phone's end user. BellSouth shall provide caller-optional directory assistance call completion service at rates contained in Exhibit E to one of the provided listings.
- 8.3.3 Directory Assistance Service Updates
 - 8.3.3.1 BellSouth shall update end user listings changes daily. These changes include:
 - 8.3.3.1.1 New end user connections
 - 8.3.3.1.2 End user disconnections
 - 8.3.3.1.3 End user address changes
 - 8.3.3.2 These updates shall also be provided for non-listed and non-published numbers for use in emergencies.
- 8.4 Branding for Operator Call Processing and Directory Assistance
 - 8.4.1 BellSouth's branding feature provides a definable announcement to Comcast Phone end users using Directory Assistance ("DA")/ Operator Call Processing ("OCP") prior to placing such end users in queue or connecting them to an available operator or automated operator system. This feature allows Comcast Phone's name on whose behalf BellSouth is providing Directory Assistance and/or Operator Call Processing. Rates for the branding features are as set forth in Exhibit E.
 - 8.4.2 BellSouth offers three (3) service levels of branding to Comcast Phone when ordering BellSouth's Directory Assistance and Operator Call Processing.
 - 8.4.2.1 Service Level 1 - BellSouth Branding
 - 8.4.2.2 Service Level 2 - Unbranding
 - 8.4.2.3 Service Level 3 - Custom Branding
 - 8.4.3 Where Comcast Phone resells BellSouth's services and utilizes an operator services provider other than BellSouth, BellSouth will route Comcast Phone's end user calls to that provider through Selective Carrier Routing.
 - 8.4.4 Branding Options
 - 8.4.4.1 Selective Call Routing using Line Class Codes ("SCR-LCC") provides the capability for Comcast Phone to have its OCP/DA calls routed to BellSouth's OCP/DA platform for BellSouth provided Custom Branded or Unbranded OCP/DA or to its own or an alternate OCP/DA platform for Self-Branded

OCP/DA. SCR-LCC is only available if line class code capacity is available in the requested BellSouth end office switches.

- 8.4.4.2 Custom Branding for Directory Assistance is not available for certain classes of service, including but not limited to Hotel/Motel services, WATS service and certain PBX services.
- 8.4.4.3 Where available, Comcast Phone specific and unique line class codes are programmed in each BellSouth end office switch where Comcast Phone intends to service end users with customized OCP/DA branding. The line class codes specifically identify Comcast Phone's end users so OCP/DA calls can be routed over the appropriate trunk group to the request OCP/DA platform. Additional line class codes are required in each end office if the end office serves multiple NPAs (i.e., a unique LCC is required per NPA), and/or if the end office switch serves multiple rate areas and Comcast Phone intends to provide Comcast Phone-branded OCP/DA to its end users in these multiple rate areas.
- 8.4.4.4 BellSouth Branding is the Default Service Level.
- 8.4.4.5 SCR-LCC supporting Custom Branding and Self Branding require Comcast Phone to order dedicated trunking from each BellSouth end office identified by Comcast Phone, either to the BellSouth Traffic Operator Position System (TOPS) for Custom Branding or to the Comcast Phone Operator Service Provider for Self Branding. Separate trunk groups are required for Operator Services and for Directory Assistance. Rates for trunks are set for in applicable BellSouth Tariffs.
- 8.4.4.6 Unbranding-Unbranded Directory Assistance and/or Operator Call Processing calls ride common trunk groups provisioned by BellSouth from those end offices identified by Comcast Phone to the BellSouth Tops. The calls are routed to "No Announcement."
- 8.4.4.7 The rates for SCR-LCC are as set forth in Exhibit E of this Attachment. There is a nonrecurring charge for the establishment of each Line Class Code in each BellSouth central office.
- 8.4.4.8 In addition to the branding methods described in this Section, Unbranding and Custom Branding are also available for Directory Assistance, Operator Call Processing or both via Originating Line Number Screening ("OLNS") software. When utilizing this method of Unbranding or Custom Branding, Comcast Phone shall not be required to purchase direct trunking.
- 8.4.4.9 For BellSouth to provide Unbranding or Custom Branding via OLNS software for Operator Call Processing or for Directory Assistance, Comcast Phone must have its Operating Company Number ("OCN(s)") and telephone numbers reside in BellSouth's LIDB; however, a BellSouth LIDB Storage Agreement is not required. To implement Unbranding and Custom Branding via OLNS software, Comcast

Phone must submit a manual order form which requires, among other things, Comcast Phone's OCN and a forecast for the traffic volume anticipated for each BellSouth TOPS during the peak busy hour. Comcast Phone shall provide updates to such forecast on a quarterly basis and at any time such forecasted traffic volumes are expected to change significantly. Upon Comcast Phone's purchase of Unbranding or Custom Branding using OLNS software for any particular TOPS, all Comcast Phone end users served by that TOPS will receive the Unbranded "no announcement" or the Custom Branded announcement.

- 8.4.4.10 Rates for Unbranding and Custom Branding via OLNS software for Directory Assistance and for Operator Call Processing are as set forth in Exhibit E of this Attachment. In addition to the charges for Unbranding and Custom Branding via OLNS software, Comcast Phone shall continue to pay BellSouth applicable labor and other charges for the use of BellSouth's Directory Assistance and Operator Call Processing platforms as set forth in Exhibit E of this Attachment.

9. Line Information Database ("LIDB")

- 9.1 BellSouth will store in its Line Information Database ("LIDB") records relating to service only in the BellSouth region. The LIDB Storage Agreement is included in this Attachment as Exhibit B.
- 9.2 BellSouth will provide LIDB Storage upon written request to Comcast Phone's Account Manager stating a requested activation date.

10. RAO Hosting

- 10.1 RAO Hosting is not required for resale in the BellSouth region.

11. Optional Daily Usage File ("ODUF")

- 11.1 The Optional Daily Usage File ("ODUF") Agreement with terms and conditions is included in this Attachment as Exhibit C. Rates for ODUF are as set forth in Exhibit E of this Attachment.
- 11.2 BellSouth will provide ODUF service upon written request to its Account Manager stating a requested activation date.

12. Enhanced Optional Daily Usage File (EODUF)

- 12.1 The Enhanced Optional Daily Usage File (EODUF) service Agreement with terms and conditions is included in this Attachment as Exhibit D. Rates for EODUF are as set forth in Exhibit E of this Attachment.

- 12.2 BellSouth will provide EODUF service upon written request to its Account Manager stating a requested activation date.

EXCLUSIONS AND LIMITATIONS ON SERVICES AVAILABLE FOR RESALE (Note 5)

Type of Service	AL		FL		GA		KY		LA		MS		NC		SC		TN	
	Resale	Discount	Resale	Discount	Resale	Discount	Resale	Discount	Resale	Discount	Resale	Discount	Resale	Discount	Resale	Discount	Resale	Discount
1 Grandfathered Services (Note 1)	Yes	Yes	Yes	Yes	Yes	Yes	Yes	Yes	Yes	Yes	Yes	Yes	Yes	Yes	Yes	Yes	Yes	Yes
2 Promotions - > 90 Days(Note 2)	Yes	Yes	Yes	Yes	Yes	Yes	Yes	Yes	Yes	Yes	Yes	Yes	Yes	Yes	Yes	Yes	Yes	Note 3
3 Promotions - ≤ 90 Days (Note 2)	Yes	No	Yes	No	Yes	No	Yes	No	Yes	No	Yes	No	Yes	No	Yes	No	Yes	No
4 Lifeline/Link Up Services	Yes	Yes	Yes	Yes	Yes	Yes	Yes	Note 4	Yes	Yes	Yes	Yes	Yes	Yes	Yes	Yes	Yes	Yes
5 911/E911 Services	Yes	Yes	Yes	Yes	Yes	Yes	Yes	Yes	No	No	Yes	Yes	Yes	Yes	Yes	Yes	Yes	Yes
6 N11 Services	Yes	Yes	Yes	Yes	Yes	Yes	No	No	No	No	Yes	Yes	Yes	Yes	No	No	Yes	Yes
7 MemoryCall® Service	Yes	No	Yes	No	Yes	No	Yes	No	Yes	No	Yes	No	Yes	No	Yes	No	Yes	No
8 Mobile Services	Yes	No	Yes	No	Yes	No	Yes	No	Yes	No	Yes	No	Yes	No	Yes	No	Yes	No
9 Federal Subscriber Line Charges	Yes	No	Yes	No	Yes	No	Yes	No	Yes	No	Yes	No	Yes	No	Yes	No	Yes	No
10 Non-RecurCharges	Yes	Yes	Yes	Yes	Yes	Yes	Yes	Yes	Yes	Yes	Yes	Yes	Yes	Yes	Yes	Yes	Yes	No
11 End User Line Chg-Number Portability	Yes	No	Yes	No	Yes	No	Yes	No	Yes	No	Yes	No	Yes	No	Yes	No	Yes	No
12 Public Telephone Access Svc(PTAS)	Yes	Yes	Yes	Yes	Yes	Yes	Yes	Yes	Yes	Yes	Yes	Yes	Yes	Yes	Yes	No	Yes	Yes
13 Inside Wire Maint Service Plan	Yes	No	Yes	No	Yes	No	Yes	No	Yes	No	Yes	No	Yes	No	Yes	No	Yes	No
Applicable Notes:																		
1.	Grandfathered services can be resold only to existing subscribers of the grandfathered service.																	
2.	Where available for resale, promotions will be made available only to End Users who would have qualified for the promotion had it been provided by BellSouth directly.																	
3.	In Tennessee, long-term promotions (offered for more than ninety (90) days) may be obtained at one of the following rates:																	
	(a) the stated tariff rate, less the wholesale discount;																	
	(b) the promotional rate (the promotional rate offered by BellSouth will not be discounted further by the wholesale discount rate)																	
4.	Lifeline/Link Up services may be offered only to those subscribers who meet the criteria that BellSouth currently applies to subscribers of these services as set forth in Sections A3 and A4 of the BellSouth General Subscriber Services Tariff.																	
5.	Some of BellSouth's local exchange and toll telecommunications services are not available in certain central offices and areas.																	

LINE INFORMATION DATA BASE (LIDB)**RESALE STORAGE AGREEMENT****I. Definitions (from Addendum)**

- A. Billing number - a number used by BellSouth for the purpose of identifying an account liable for charges. This number may be a line or a special billing number.
- B. Line number - a ten-digit number assigned by BellSouth that identifies a telephone line associated with a resold local exchange service, or with a SPNP arrangement.
- C. Special billing number - a ten-digit number that identifies a billing account established by BellSouth in connection with a resold local exchange service or with a SPNP arrangement.
- D. Calling Card number - a billing number plus PIN number assigned by BellSouth.
- E. PIN number - a four-digit security code assigned by BellSouth that is added to a billing number to compose a fourteen-digit calling card number.
- F. Toll billing exception indicator - associated with a billing number to indicate that it is considered invalid for billing of collect calls or third number calls or both, by Comcast Phone.
- G. Billed Number Screening - refers to the activity of determining whether a toll billing exception indicator is present for a particular billing number.
- H. Calling Card Validation - refers to the activity of determining whether a particular calling card number exists as stated or otherwise provided by a caller.
- I. Billing number information - information about billing number or Calling Card number as assigned by BellSouth and toll billing exception indicator provided to BellSouth by Comcast Phone.

II. General

- A. This Agreement sets forth the terms and conditions pursuant to which BellSouth agrees to store in its LIDB certain information at the request of Comcast Phone and pursuant to which BellSouth, its LIDB customers and Comcast Phone shall have access to such information. In addition, this Agreement sets forth the terms and conditions for Comcast Phone's provision of billing number information to BellSouth

for inclusion in BellSouth's LIDB. Comcast Phone understands that BellSouth provides access to information in its LIDB to various telecommunications service providers pursuant to applicable tariffs and agrees that information stored at the request of Comcast Phone, pursuant to this Agreement, shall be available to those telecommunications service providers. The terms and conditions contained herein shall hereby be made a part of this Interconnection/Resale Agreement upon notice to Comcast Phone's account team to activate this LIDB Storage Agreement. The General Terms and Conditions of the Interconnection/Resale Agreement shall govern this LIDB Storage Agreement. The terms and conditions contained in the attached Addendum are hereby made a part of this LIDB Storage Agreement as if fully incorporated herein.

B. BellSouth will provide responses to on-line, call-by-call queries to billing number information for the following purposes:

1. Billed Number Screening

BellSouth is authorized to use the billing number information to determine whether Comcast Phone has identified the billing number as one that should not be billed for collect or third number calls.

2. Calling Card Validation

BellSouth is authorized to validate a 14-digit Calling Card number where the first 10 digits are a line number or special billing number assigned by BellSouth, and where the last four digits (PIN) are a security code assigned by BellSouth.

3. Fraud Control

BellSouth will provide seven days per week, 24-hours per day, fraud monitoring on Calling Cards, bill-to-third and collect calls made to numbers in BellSouth's LIDB, provided that such information is included in the LIDB query. BellSouth will establish fraud alert thresholds and will notify Comcast Phone of fraud alerts so that Comcast Phone may take action it deems appropriate.

III. Responsibilities of the Parties

A. BellSouth will administer all data stored in the LIDB, including the data provided by Comcast Phone pursuant to this Agreement, in the same manner as BellSouth's data for BellSouth's End User customers. BellSouth shall not be responsible to Comcast Phone for any lost revenue, which may result from BellSouth's administration of the LIDB pursuant to its established practices and procedures as they exist and as they may be changed by BellSouth in its sole discretion from time to time.

B. Billing and Collection Customers

BellSouth currently has in effect numerous billing and collection agreements with various interexchange carriers and billing clearing houses and as such these billing and collection customers (“B&C Customers”) query BellSouth’s LIDB to determine whether to accept various billing options from End Users. Until such time as BellSouth implements in its LIDB and its supporting systems the means to differentiate Comcast Phone’s data from BellSouth’s data, the following shall apply:

- (1) Comcast Phone will accept responsibility for telecommunications services billed by BellSouth for its B&C Customers for Comcast Phone’s End User accounts which are resident in LIDB pursuant to this Agreement. Comcast Phone authorizes BellSouth to place such charges on Comcast Phone’s bill from BellSouth and shall pay all such charges, including, but are not limited to, collect and third number calls.
- (2) Charges for such services shall appear on a separate BellSouth bill page identified with the name of the B&C Customers for which BellSouth is billing the charge.
- (3) Comcast Phone shall have the responsibility to render a billing statement to its End Users for these charges, but Comcast Phone shall pay BellSouth for the charges billed regardless of whether Comcast Phone collects from Comcast Phone’s End Users.
- (4) BellSouth shall have no obligation to become involved in any disputes between Comcast Phone and B&C Customers. BellSouth will not issue adjustments for charges billed on behalf of any B&C Customer to Comcast Phone. It shall be the responsibility of Comcast Phone and the B&C Customers to negotiate and arrange for any appropriate adjustments.

C. SPNP ARRANGEMENTS

1. BellSouth will include billing number information associated with resold exchange lines or SPNP arrangements in its LIDB. Comcast Phone will request any toll billing exceptions via the Local Service Request (LSR) form used to order resold exchange lines, or the SPNP service request form used to order SPNP arrangements.
2. Under normal operating conditions, BellSouth shall include the billing number information in its LIDB upon completion of the service order establishing either the resold local exchange service or the SPNP arrangement, provided that BellSouth shall not be held responsible for any delay or failure in performance to the extent such delay or failure is caused by circumstances or conditions beyond BellSouth’s reasonable control. BellSouth will store in its LIDB an unlimited volume of the working telephone numbers associated with either the resold local exchange lines or the SPNP arrangements. For resold local exchange lines or for SPNP arrangements, BellSouth will issue line-based calling cards only in the name of Comcast Phone. BellSouth will not issue line-based calling cards in the name of Comcast Phone’s individual End Users. In the event that Comcast Phone wants to

include calling card numbers assigned by Comcast Phone in the BellSouth LIDB, a separate agreement is required.

IV. Fees for Service and Taxes

- A. Comcast Phone will not be charged a fee for storage services provided by BellSouth to Comcast Phone, as described in this LIDB Resale Storage Agreement.
- B. Sales, use and all other taxes (excluding taxes on BellSouth's income) determined by BellSouth or any taxing authority to be due to any federal, state or local taxing jurisdiction with respect to the provision of the service set forth herein will be paid by Comcast Phone in accordance with the tax provisions set forth in the General Terms and Conditions of this Agreement.

Optional Daily Usage File

1. Upon written request from Comcast Phone, BellSouth will provide the Optional Daily Usage File (ODUF) service to Comcast Phone pursuant to the terms and conditions set forth in this section.
2. Comcast Phone shall furnish all relevant information required by BellSouth for the provision of the Optional Daily Usage File.
3. The ODUF feed will contain billable messages that were carried over the BellSouth Network and processed in the BellSouth Billing System, but billed to a Comcast Phone customer.

Charges for delivery of the Optional Daily Usage File will appear on Comcast Phone's monthly bills. The charges are as set forth in Exhibit E to this Attachment.

4. The ODUF feed will contain both rated and unrated messages. All messages will be in the standard Alliance for Telecommunications Industry Solutions (ATIS) EMI record format.
5. Messages that error in Comcast Phone's billing system will be the responsibility of Comcast Phone. If, however, Comcast Phone should encounter significant volumes of errored messages that prevent processing by Comcast Phone within its systems, BellSouth will work with Comcast Phone to determine the source of the errors and the appropriate resolution.
6. The following specifications shall apply to the ODUF feed.

6.1 **Usage To Be Transmitted**

- 6.1.1 The following messages recorded by BellSouth will be transmitted to Comcast Phone:
- Message recording for per use/per activation type services (examples: Three Way Calling, Verify, Interrupt, Call Return, etc.)
 - Measured billable Local
 - Directory Assistance messages
 - IntraLATA Toll
 - WATS and 800 Service
 - N11

- Information Service Provider Messages
- Operator Services Messages
- Operator Services Message Attempted Calls (UNE only)
- Credit/Cancel Records
- Usage for Voice Mail Message Service

6.1.2 Rated Incollects (originated in BellSouth and from other companies) can also be on Optional Daily Usage File. Rated Incollects will be intermingled with BellSouth recorded rated and unrated usage. Rated Incollects will not be packed separately.

6.1.3 BellSouth will perform duplicate record checks on records processed to Optional Daily Usage File. Any duplicate messages detected will be deleted and not sent to Comcast Phone.

6.1.4 In the event that Comcast Phone detects a duplicate on Optional Daily Usage File they receive from BellSouth, Comcast Phone will drop the duplicate message (Comcast Phone will not return the duplicate to BellSouth).

6.2 Physical File Characteristics

6.2.1 The Optional Daily Usage File will be distributed to Comcast Phone via an agreed medium with CONNECT:Direct being the preferred transport method. The ODUF feed will be a variable block format (2476) with an LRECL of 2472. The data on the ODUF feed will be in a non-compacted EMI format (175 byte format plus modules). It will be created on a daily basis (Monday through Friday except holidays). Details such as dataset name and delivery schedule will be addressed during negotiations of the distribution medium. There will be a maximum of one dataset per workday per OCN.

6.2.2 Data circuits (private line or dial-up) will be required between BellSouth and Comcast Phone for the purpose of data transmission. Where a dedicated line is required, Comcast Phone will be responsible for ordering the circuit, overseeing its installation and coordinating the installation with BellSouth. Comcast Phone will also be responsible for any charges associated with this line. Equipment required on the BellSouth end to attach the line to the mainframe computer and to transmit successfully ongoing will be negotiated on an individual case basis. Where a dial-up facility is required, dial circuits will be installed in the BellSouth data center by BellSouth and the associated charges assessed to Comcast Phone. Additionally, all message toll charges associated with the use of the dial circuit by Comcast Phone will be the responsibility of Comcast Phone. Associated equipment on the BellSouth end, including a modem, will be negotiated on an individual case basis between the Parties.

All equipment, including modems and software, that is required on Comcast Phone end for the purpose of data transmission will be the responsibility of Comcast Phone.

6.3 Packing Specifications

6.3.1 A pack will contain a minimum of one message record or a maximum of 99,999 message records plus a pack header record and a pack trailer record. One transmission can contain a maximum of 99 packs and a minimum of one pack.

6.3.2 The OCN, From RAO, and Invoice Number will control the invoice sequencing. The From RAO will be used to identify to Comcast Phone which BellSouth RAO is sending the message. BellSouth and Comcast Phone will use the invoice sequencing to control data exchange. BellSouth will be notified of sequence failures identified by Comcast Phone and resend the data as appropriate.

THE DATA WILL BE PACKED USING ATIS EMI RECORDS.

6.4 Pack Rejection

6.4.1 Comcast Phone will notify BellSouth within one business day of rejected packs (via the mutually agreed medium). Packs could be rejected because of pack sequencing discrepancies or a critical edit failure on the Pack Header or Pack Trailer records (i.e. out-of-balance condition on grand totals, invalid data populated). Standard ATIS EMI Error Codes will be used. Comcast Phone will not be required to return the actual rejected data to BellSouth. Rejected packs will be corrected and retransmitted to Comcast Phone by BellSouth.

6.5 Control Data

Comcast Phone will send one confirmation record per pack that is received from BellSouth. This confirmation record will indicate Comcast Phone received the pack and the acceptance or rejection of the pack. Pack Status Code(s) will be populated using standard ATIS EMI error codes for packs that were rejected by Comcast Phone for reasons stated in the above section.

6.6 Testing

6.6.1 Upon request from Comcast Phone, BellSouth shall send test files to Comcast Phone for the Optional Daily Usage File. The Parties agree to review and discuss the file's content and/or format. For testing of usage results, BellSouth shall request that Comcast Phone set up a production (LIVE) file. The live test may consist of Comcast Phone's employees making test calls for the types of services Comcast Phone requests on the Optional Daily Usage File. These test calls are logged by Comcast Phone, and the logs are provided to BellSouth. These logs will be used to verify the files. Testing will be completed within 30 calendar days from the date on which the initial test file was sent.

Enhanced Optional Daily Usage File

1. Upon written request from Comcast Phone, BellSouth will provide the Enhanced Optional Daily Usage File (EODUF) service to Comcast Phone pursuant to the terms and conditions set forth in this section. EODUF will only be sent to existing ODUF subscribers who request the EODUF option.
2. Comcast Phone shall furnish all relevant information required by BellSouth for the provision of the Enhanced Optional Daily Usage File.
3. The Enhanced Optional Daily Usage File (EODUF) will provide usage data for local calls originating from resold Flat Rate Business and Residential Lines.
4. Charges for delivery of the Enhanced Optional Daily Usage File will appear on Comcast Phone's monthly bills. The charges are as set forth in Exhibit E to this Attachment.
5. All messages will be in the standard Alliance for Telecommunications Industry Solutions (ATIS) EMI record format.
6. Messages that error in the billing system of Comcast Phone will be the responsibility of Comcast Phone. If, however, Comcast Phone should encounter significant volumes of errored messages that prevent processing by Comcast Phone within its systems, BellSouth will work with Comcast Phone to determine the source of the errors and the appropriate resolution.
7. The following specifications shall apply to the ODUF feed.

7.1 **Usage To Be Transmitted**

- 7.1.1 The following messages recorded by BellSouth will be transmitted to Comcast Phone:

Customer usage data for flat rated local call originating from Comcast Phone's End User lines (1FB or 1FR). The EODUF record for flat rate messages will include:

Date of Call

From Number

To Number

Connect Time

Conversation Time

Method of Recording

From RAO

Rate Class

Message Type

Billing Indicators

Bill to Number

7.1.2 BellSouth will perform duplicate record checks on EODUF records processed to Optional Daily Usage File. Any duplicate messages detected will be deleted and not sent to Comcast Phone.

7.1.3 In the event that Comcast Phone detects a duplicate on Enhanced Optional Daily Usage File they receive from BellSouth, Comcast Phone will drop the duplicate message (Comcast Phone will not return the duplicate to BellSouth).

7.2 Physical File Characteristics

7.2.1 The EODUF feed will be distributed to Comcast Phone over their existing Optional Daily Usage File (ODUF) feed. The EODUF messages will be intermingled among Comcast Phone's Optional Daily Usage File (ODUF) messages. The EODUF will be a variable block format (2476) with an LRECL of 2472. The data on the EODUF will be in a non-compacted EMI format (175 byte format plus modules). It will be created on a daily basis (Monday through Friday except holidays).

7.2.2 Data circuits (private line or dial-up) may be required between BellSouth and Comcast Phone for the purpose of data transmission. Where a dedicated line is required, Comcast Phone will be responsible for ordering the circuit, overseeing its installation and coordinating the installation with BellSouth. Comcast Phone will also be responsible for any charges associated with this line. Equipment required on the BellSouth end to attach the line to the mainframe computer and to transmit successfully ongoing will be negotiated on an individual case basis. Where a dial-up facility is required, dial circuits will be installed in the BellSouth data center by BellSouth and the associated charges assessed to Comcast Phone. Additionally, all message toll charges associated with the use of the dial circuit by Comcast Phone will be the responsibility of Comcast Phone. Associated equipment on the BellSouth end, including a modem, will be negotiated on an individual case basis between the Parties.

All equipment, including modems and software, that is required on Comcast Phone's end for the purpose of data transmission will be the responsibility of Comcast Phone.

7.3 Packing Specifications

7.3.1 A pack will contain a minimum of one message record or a maximum of 99,999 message records plus a pack header record and a pack trailer record. One transmission can contain a maximum of 99 packs and a minimum of one pack.

7.3.2 The Operating Company Number (OCN), From Revenue Accounting Office (RAO), and Invoice Number will control the invoice sequencing. The From RAO will be used to identify to Comcast Phone which BellSouth RAO is sending the message. BellSouth and Comcast Phone will use the invoice sequencing to control data exchange. BellSouth will be notified of sequence failures identified by Comcast Phone and resend the data as appropriate.

THE DATA WILL BE PACKED USING ATIS EMI RECORDS.

RESALE DISCOUNTS & RATES - Georgia														Attachment: 1 Exh E			
CATEGORY	RATE ELEMENTS			Interim	Zone	BCS	USOC	RATES(\$)				Svc Order Submitted Elec per LSR	Svc Order Submitted Manually per LSR	Incremental Charge - Manual Svc Order vs. Electronic-1st	Incremental Charge - Manual Svc Order vs. Electronic-Add'l	Incremental Charge - Manual Svc Order vs. Electronic-Disc 1st	Incremental Charge - Manual Svc Order vs. Electronic-Disc Add'l
							Rec	Nonrecurring		Nonrecurring Disconnect		OSS Rates(\$)					
								First	Add'l	First	Add'l	SOMEc	SOMAN	SOMAN	SOMAN	SOMAN	SOMAN
APPLICABLE DISCOUNTS																	
		Residence %					20.30										
		Business %					17.30										
		CSAs %					17.30										
OPERATIONS SUPPORT SYSTEMS (OSS) - "STATE SPECIFIC RATES"																	
NOTE: (1) CLEC should contact its contract negotiator if it prefers the "regional" OSS charges as offered by BellSouth. The OSS charges currently contained in this rate exhibit are the PSC state ordered "state specific" service ordering charges. CLEC may elect the regional service ordering charge, however, CLEC can not obtain a mixture of the two regardless if CLEC has a interconnection contract established in each of the 9 states																	
NOTE: (2) OSS - Electronic Service Order Charge, Per Local Service Request (LSR) - Resale Only = \$110.00 Per Each Additional 1000 Orders Per Month																	
		OSS - <u>Electronic</u> Service Order Charge, Per Local Service Request (LSR) - Resale Only Per First 1000 Orders Per Month				SOMGA	550.00										
		Service Establishment Charge For OSS Interfaces (GA)			SYS	SYSLL		200.00	0.00	0.00	0.00						
		OSS - <u>Electronic</u> Service Order Charge, Per Local Service Request (LSR) - Resale Only				SOMEc		0.00	0.00	0.00	0.00						
		OSS - <u>Manual</u> Service Order Charge, Per Local Service Request (LSR) - Resale Only				SOMAN		21.99	0.00	21.99	0.00						
DIRECTORY ASSISTANCE CUSTOM BRANDING ANNOUNCEMENT via OLNS SOFTWARE																	
		Recording of DA Custom Branded Announcement						3,000.00	3,000.00								
		Loading of DA Custom Branded Announcement per Switch per OCN						1,170.00	1,170.00								
DIRECTORY ASSISTANCE UNBRANDING via OLNS SOFTWARE																	
		Loading of DA per OCN (1 OCN per Order)						420.00	420.00								
		Loading of DA per Switch per OCN						16.00	16.00								
OPERATOR ASSISTANCE CUSTOM BRANDING ANNOUNCEMENT via OLNS SOFTWARE																	
		Recording of Custom Branded OA Announcement						7,000.00	7,000.00								
		Loading of Custom Branded OA Announcement per shelf/NAV per OCN						500.00	500.00								
		Loading of OA Custom Branded Announcement per Switch per OCN						1,170.00	1,170.00								
OPERATOR ASSISTANCE UNBRANDING via OLNS SOFTWARE																	
		Loading of OA per OCN (Regional)						1,200.00	1,200.00								
ODUF/EODUF SERVICES																	
	OPTIONAL DAILY USAGE FILE (ODUF)																
		ODUF: Recording, per message					0.0000068										
		ODUF: Message Processing, per message					0.002167										
		ODUF: Message Processing, per Magnetic Tape provisioned					36.06										
		ODUF: Data Transmission (CONNECT:DIRECT), per message					0.00010856										
ENHANCED OPTIONAL DAILY USAGE FILE (EODUF)																	
		EODUF: Message Processing, per message					0.227409										

[illegible]

Attachment 2

Network Elements and Other Services

TABLE OF CONTENTS

1	Introduction	3
2	Unbundled Loops.....	7
3	Unbundled Network Elements and Combinations	23
4	Dedicated Transport & Dark Fiber Transport	26
5	Operational Support Systems.....	36
6	Call Related Databases	37

Rates..... Exhibit A

Rates..... Exhibit B

ACCESS TO NETWORK ELEMENTS AND OTHER SERVICES

1 Introduction

- 1.1 This Attachment sets forth rates, terms and conditions for unbundled network elements (Network Elements or UNEs) and combinations of Network Elements (Combinations) that BellSouth shall offer to Comcast Phone in accordance with its obligations under Section 251(c)(3) of the Act. To the extent Comcast Phone requests any Network Element or Combination that Comcast Phone is entitled to use pursuant to the rates terms and conditions set forth in this Attachment, BellSouth shall provide all features, functions and capabilities of such requested Network Element or Combinations, as required by section 251 of the Act and the FCC's rules and Orders as those obligations are described below. Additionally, this Attachment sets forth the rates, terms and conditions for other facilities and services BellSouth makes available to Comcast Phone (Other Services). The rates for each Network Element and combination of Network Elements and Other Services are set forth in Exhibit A of this Attachment. Additionally, the provision of a particular Network Element or Other Service may require Comcast Phone to purchase other Network Elements or services. In the event of a conflict between this Attachment and any other section or provision of this Agreement, the provisions of this Attachment shall control. Comcast Phone may not access Network Elements for the exclusive provisioning of mobile wireless telecommunications services.
- 1.2 Other Services is defined as a facility or service that BellSouth makes available to Comcast Phone under the Agreement, and is provided in addition to Network Elements.
- 1.3 Technically Feasible is as defined in the FCC's Rules.
- 1.4 The rates for each Network Element, Combinations and Other Services are set forth in Exhibits A and B. If no rate is identified in this Agreement, the rate will be as set forth in the applicable BellSouth tariff or as negotiated by the Parties upon request by either Party. If Comcast Phone purchases service(s) from a tariff, all terms and conditions and rates as set forth in such tariff shall apply. A one-month minimum billing period shall apply to all Network Elements, Combinations and Other Services.
- 1.5 BellSouth shall comply with the requirements as set forth in the technical references within this Attachment 2 which shall be the same as BellSouth provides to itself and other CLECs on a non discriminatory basis.
- 1.6 BellSouth shall provide and Comcast Phone may access Network Elements and Other Services in accordance with all applicable FCC and Commission rules and

orders, including but not limited to: 47 C.F.R. 51.307, 51.309, 51.311, 51.313, 51.315, 51.316, 51.318, 51.319. Comcast Phone may use Network Elements in accordance with 47 C.F.R. 51.309.

- 1.7 Except to the extent expressly provided otherwise in this Attachment, Comcast Phone may not maintain any unbundled network elements or combinations of unbundled network elements that are no longer offered pursuant to this Agreement (collectively “Arrangements”). In the event BellSouth determines that Comcast Phone has in place any Arrangements after the Effective Date of this Agreement, BellSouth will provide Comcast Phone with thirty (30) days written notice to disconnect or convert such Arrangements. If Comcast Phone fails to submit orders to disconnect or convert such Arrangements within such thirty (30) day period, BellSouth will transition such circuits to the equivalent tariffed BellSouth service(s). Those circuits identified and transitioned by BellSouth pursuant to this Section 1.7 shall be subject to all applicable disconnect charges as set forth in this Agreement and the full nonrecurring charges for installation of the equivalent tariffed BellSouth service as set forth in BellSouth’s tariffs. The applicable recurring tariff charge shall apply to each circuit as of the Effective Date of this Agreement.
- 1.8 Prior to submitting an order pursuant to this Agreement for high capacity (DS1 or above) Dedicated Transport or Dark Fiber or high capacity Loops, Comcast Phone shall undertake a reasonably diligent inquiry to determine whether Comcast Phone is entitled to unbundled access to such Network Elements in accordance with the terms of this Agreement. By submitting any such order, Comcast Phone self-certifies that to the best of Comcast Phone’s knowledge, the high capacity Dedicated Transport or Dark Fiber or high capacity Loop requested is available as a Network Element pursuant to this Agreement. Upon receiving such order, BellSouth shall process the request in reliance upon Comcast Phone’s self-certification.
- 1.8.1 To the extent BellSouth believes that such request does not comply with the terms of this Agreement, BellSouth shall seek dispute resolution in accordance with this Section. Notwithstanding anything to the contrary provided in this Agreement, any dispute between the parties related to Comcast Phone's self certification and whether high capacity Dedicated Transport or Loops are available as Network Elements in a particular wire center shall be handled pursuant to the dispute resolution in accordance with the General Terms and Conditions of this Agreement. In the event such dispute is resolved in BellSouth's favor, BellSouth shall bill Comcast Phone the difference between the rates for such circuits pursuant to this Agreement and the applicable nonrecurring and recurring charges for the equivalent tariffed service from the date of installation to the date the circuit is transitioned to the equivalent tariffed service. Within thirty (30) days following a decision finding in BellSouth’s favor, Comcast Phone shall submit a spreadsheet identifying those non-compliant circuits to be transitioned to tariffed services or disconnected.

- 1.9 Conversion of Wholesale Services to Network Elements or Network Elements to Wholesale Services. Upon request, BellSouth shall convert a wholesale service, or group of wholesale services, to the equivalent Network Element, or Combination that is available to Comcast Phone under this Agreement or convert a Network Elements or Combination that is available to Comcast Phone under this Agreement to an equivalent wholesale services or group of wholesale services offered by BellSouth (collectively “Conversion(s)”). Nonrecurring switch as-is-rates for Conversions to single Network Elements and Combinations are contained in Exhibits A and B of this Attachment. Any price change resulting from the Conversion(s) will be effective as of the next billing cycle following BellSouth’s receipt of a complete and accurate Conversion request from Comcast Phone. Conversions shall be considered termination for purposes of any volume and/or term commitments and/or grandfathered status between Comcast Phone and BellSouth. Any change from a wholesale service to a Network Element/Combination or from a Network Element/Combination to a wholesale service/group of wholesale services that requires a physical rearrangement will not be considered to be a Conversion for purposes of this Agreement. BellSouth will not require physical rearrangements if the Conversion can be completed through record changes only. If Comcast Phone requests a Conversion, Comcast Phone must submit a spreadsheet for Conversions that would qualify as a project or a single Local Service Request (LSR) for Conversions that are not a project (and a commingling ordering document that indicates which part is to be filled as a UNE, if applicable). Additional information and operational ordering processes for UNEs is contained in the “Guides” section of the BellSouth Interconnection website www.interconnection.bellsouth.com, which is incorporated herein by reference.
- 1.10 Comcast Phone may utilize Network Elements Combinations and Other Services to provide services so long as such use does not violate industry standards and applicable BellSouth Technical References set forth in this Attachment 2, which shall be the same as applies to BellSouth and other CLECs on a nondiscriminatory basis.
- 1.11 BellSouth will perform Routine Network Modifications (RNM) in accordance with FCC 47 C.F.R. § 51.319 (a)(7) and (e)(4) for loops and Dedicated Transport provided under this Attachment. If BellSouth has anticipated such RNM and performs them during normal operations and has recovered the costs for performing such modifications through the rates set forth in Exhibits A and B of this Attachment, then BellSouth shall perform such RNM at no additional charge. RNM shall be performed within the intervals established for the Network Element and subject to the performance measurements and associated remedies set forth in Attachment 9 to the extent such RNM were anticipated in the setting of such intervals. If BellSouth has not anticipated a requested network modification as being a RNM and has not recovered the costs of such RNM in the rates set forth in

Exhibits A and B of this Attachment, then such request will be handled as a project on an individual case basis. BellSouth will provide a price quote for the request and, upon receipt of payment from Comcast Phone, BellSouth shall perform the RNM.

- 1.12 Notwithstanding any other provision of this Agreement, BellSouth is not required to commingle or combine Network Elements or combinations of Network Elements with any service, network element or other offering that it is obligated to make available only pursuant to Section 271 of the Act.
- 1.13 Commingling of Services
- 1.13.1 BellSouth shall provide commingling of services in accordance with 47 C.F.R. 51.309. Commingling means the connecting, attaching, or otherwise linking of an unbundled network element, or a combination of unbundled network elements, to one or more facilities or services that a requesting telecommunications carrier has obtained at wholesale from BellSouth, or the combining of an unbundled network element, or a combination of unbundled network elements, with one or more such wholesale telecommunications services or facilities or services.
- 1.13.2 Subject to the limitations set forth elsewhere in this Attachment, BellSouth shall not deny access to a Network Element or a combination of Network Elements on the grounds that one or more of the elements: 1) is connected to, attached to, linked to, or combined with such a facility or service obtained from BellSouth; or 2) shares part of BellSouth's network with access services or inputs for non-qualifying services.
- 1.13.3 BellSouth will not "ratchet" a commingled circuit. Unless otherwise agreed to by the Parties, the Network Element portion of such circuit or service will be billed at the rates set forth in this Agreement and the remainder of the circuit or service will be billed in accordance with BellSouth's tariffed rates.
- 1.13.4 When multiplexing equipment is attached to a commingled circuit, the multiplexing equipment will be billed from the same jurisdictional authorization (agreement or tariff) as the higher bandwidth circuit and the Central Office Channel Interfaces (COCI) will be billed from the same jurisdictional authorization (agreement or tariff) as the lower bandwidth circuit.
- 1.14 If Comcast Phone reports trouble on a UNE or Other Service, and no trouble actually exists on the BellSouth portion, BellSouth will charge Comcast Phone at the rates set forth in Exhibit A to this Attachment 2 for dispatching and testing (both inside and outside the Central Office (CO)) required by BellSouth in order to confirm the working status. If Comcast Phone reports the same trouble on the same UNE or Other Service within thirty (30) calendar days of BellSouth's notification to Comcast Phone of its disposition of the prior trouble, and BellSouth is able to determine that such trouble exists on BellSouth's network, Comcast

Phone shall be credited on the next billing cycle for charges associated with the prior trouble.

1.15 Rates

1.15.1 The rates that Comcast Phone shall pay to BellSouth for UNEs, Combinations and Other Services are set forth in Exhibit A and or B of this Attachment.

1.15.2 Rates, terms and conditions for order cancellation charges and Service Date Advancement Charges will apply in accordance with Attachment 6, Section 3.7 and are incorporated herein by this reference.

1.15.3 If Comcast Phone modifies an order (Order Modification Charge (OMC)) after being sent a Firm Order Confirmation (FOC) from BellSouth, any costs incurred by BellSouth to accommodate the modification will be paid by Comcast Phone in accordance with FCC No. 1 Tariff, Section 5.

1.15.4 Fractionalized billing shall apply to all UNEs and Combinations such that recurring charges will be prorated based upon the number of days that the UNEs are in service. Non-recurring charges shall not be fractionalized.

2 Unbundled Loops

2.1 General

2.1.1 BellSouth will provide nondiscriminatory access to unbundled local loops in all locations required by 47 C.F.R. § 51.319(a). The local loop Network Element is defined as a transmission facility that BellSouth provides pursuant to this Attachment between a distribution frame (or its equivalent) in BellSouth's central office and the loop demarcation point at an End User premises (Loop). Facilities that do not terminate at a demarcation point at an End User premises, including, by way of example, but not limited to, facilities that terminate to another carrier's switch or premises, a cell site, Mobile Switching Center or base station, do not constitute local Loops. The Loop Network Element includes all features, functions, and capabilities of the transmission facilities, including the network interface device, and attached electronics (except those used for the provision of advanced services, such as Digital Subscriber Line Access Multiplexers (DSLAMs)), optronics and intermediate devices (including repeaters and load coils) used to establish the transmission path to the End User's premises, including inside wire owned or controlled by BellSouth. Comcast Phone shall purchase the entire bandwidth of the Loop and, except as required herein or as otherwise agreed to by the Parties, BellSouth shall not subdivide the frequency of the Loop.

2.1.1.1 The Loop does not include any packet switched features, functions or capabilities. Packet switching capability is the routing or forwarding of packets, frames, cells,

or other data units based on address or other routing information contained in the packets, frames, cells or other data units, and the functions that are performed by the digital subscriber line access multiplexers, including but not limited to the ability to terminate an end-user customer's copper loop (which includes both a low-band voice channel and a high-band data channel, or solely a data channel); the ability to forward the voice channels, if present, to a circuit switch or multiple circuit switches; the ability to extract data units from the data channels on the loops; and the ability to combine data units from multiple loops onto one or more trunks connecting to a packet switch or packet switches.

- 2.1.2 Fiber to the Home (FTTH) loops are local loops consisting entirely of fiber optic cable, whether dark or lit, serving an End User's premises or, in the case of predominantly residential multiple dwelling units (MDUs), a fiber optic cable, whether dark or lit, that extends to the MDU minimum point of entry (MPOE). Fiber to the Curb (FTTC) loops are local loops consisting of fiber optic cable connecting to a copper distribution plant that is not more than 500 feet from the End User's premises or, in the case of predominantly residential MDUs, not more than 500 feet from the MDU's MPOE. The fiber optic cable in a FTTC loop must connect to a copper distribution plant at a serving area interface from which every other copper distribution subloop also is not more than 500 feet from the respective End User's premises.
- 2.1.2.1 In new build (Greenfield) areas, where BellSouth has only deployed FTTH facilities, or FTTC facilities, BellSouth is not required to provide non discriminatory access to FTTH or FTTC loops on an unbundled basis including when BellSouth deploys such loop to a residential location that previously has not been served by any loop facility.
- 2.1.2.2 In FTTH/FTTC overbuild situations where BellSouth previously has served the end user premises with a loop facility, or where BellSouth has deployed FTTH loop or FTTC loop parallel to or in replacement of an existing non-FTTH/FTTC loop, BellSouth will make copper loops available to Comcast Phone on an unbundled basis, unless BellSouth retires the non-FTTH/FTTC loop in compliance with the network disclosure requirements of section 251(c)(5) of the Act, sections 51.325 through 51.335 of the FCC's rules, as amended from time to time, and any applicable state requirements for the disconnection or retirement of LEC facilities. In all instances where BellSouth provides access to a non-FTTH/FTTC loop to a 64 kbps voice grade channel, BellSouth shall provide combined access to an unbundled transmission path suitable for providing narrowband services to customers served by FTTH/FTTC loops.
- 2.1.2.3 Furthermore, in FTTH/FTTC overbuild areas where BellSouth has not yet retired copper facilities, BellSouth is not obligated to ensure that such copper loops in that area are capable of transmitting signals prior to receiving a request for access

to such loops by a requesting customer. If a request is received by BellSouth for a copper loop, and the copper facilities have not yet been retired, BellSouth will restore the copper loop to serviceable condition if technically feasible. In these instances of loop orders in an FTTH/FTTC overbuild area, BellSouth's standard loop provisioning interval will be negotiated, and the order will be handled on a project basis by which the Parties will negotiate the applicable provisioning interval.

2.1.3 A hybrid loop is a local Loop, composed of both fiber optic cable, usually in the feeder plant, and copper twisted wire or cable, usually in the distribution plant. BellSouth shall provide Comcast Phone with nondiscriminatory access to the entire hybrid loop capable of voice-grade service (i.e., equivalent to DS0 capacity, using time division multiplexing technology. When Comcast Phone seeks access to a hybrid loop for the provision of broadband services, BellSouth shall provide Comcast Phone with non discriminatory access to the time division multiplexing feature, functions and capabilities of the Hybrid Loop, including DS1 or DS3 capacity (where Comcast Phone has certified that impairment exists), on an unbundled basis to establish a complete transmission path between BellSouth's central office and an End User's customer premises.

2.1.4 Transition for DS1 and DS3 Loops

2.1.4.1 For purposes of this Section 2, the Transition Period for the Embedded Base of DS1 and DS3 Loops and for the Excess DS1 and DS3 Loops (defined in 2.1.4.3) is the twelve (12) month period beginning March 11, 2005 and ending March 10, 2006.

2.1.4.2 For purposes of this Section 2, Embedded Base means DS1 and DS3 Loops that were in service for Comcast Phone as of March 10, 2005 in those wire centers that, as of such date, met the criteria set forth in 2.1.4.5.1 or 2.1.4.5.2. Subsequent disconnects or loss of End Users shall be removed from the Embedded Base.

2.1.4.3 Excess DS1 and DS3 Loops are those Comcast Phone DS1 and DS3 Loops in service as of March 10, 2005, in excess of the caps set forth in Sections 2.1.4.12.6.2.1 and 2.14.12.6.2.2, respectively. Subsequent disconnects or loss of End Users shall be removed from Excess DS1 and DS3 Loops.

2.1.4.4 For purposes of this Section 2, a Business Line *and a Fiber-Based Collocator* is defined in 47 C.F.R. § 51.5.

2.1.4.5 For those wire centers identified pursuant to Section 2.1.4.6 BellSouth shall make available DS1 and DS3 Loops as described in this Section 2.1.4, except as set forth in Section 2.1.4.12 below, for Comcast Phone's Embedded Base during the Transition Period in the following situations:

- 2.1.4.5.1 DS1 Loops at any location within the service area of a wire center containing 60,000 or more Business Lines and four (4) or more Fiber-Based Collocators.
- 2.1.4.5.2 DS3 Loops at any location within the service area of a wire center containing 38,000 or more Business Lines and four (4) or more Fiber-Based Collocators.
- 2.1.4.6 A list of wire centers that BellSouth contends meet the criteria set forth in Sections 2.1.4.5.1 and 2.1.4.5.2 above as of March 10, 2005 (Initial Wire Center List), is available on BellSouth's Interconnection Services Web site at www.interconnection.bellsouth.com. Subject to the dispute resolution procedures set forth in section 1.8.1 of this Attachment, Comcast Phone may challenge whether any wire center listed by BellSouth qualifies under the FCC rules by submitting a self-certified application conforming to section 1.8 of this Attachment.
- 2.1.4.7 Notwithstanding the Effective Date of this Agreement, during the Transition Period, the rates for Comcast Phone's Embedded Base of DS1 and DS3 Loops and Comcast Phone's Excess DS1 and DS3 Loops described in this Section 2.1.4 shall be as set forth in Exhibit B.
- 2.1.4.8 The Transition Period shall apply only to (1) Comcast Phone's Embedded Base and (2) **Comcast Phone's** Excess DS1 and DS3 Loops. Comcast Phone shall not add new DS1 or DS3 loops as described in this Section 2.1.4 or as described in Section 2.1.4.12 below pursuant to this Agreement, except pursuant to the self-certification process as set forth in Section 1.8 of this Attachment and as set forth in Section 2.1.4.12 below.
- 2.1.4.9 Once a wire center exceeds both of the thresholds set forth in Section 2.1.4.5.1, no future DS1 Loop unbundling will be required in that wire center.
- 2.1.4.10 Once a wire center exceeds both of the thresholds set forth in Section 2.1.4.5.2, no future DS3 Loop unbundling will be required in that wire center.
- 2.1.4.11 No later than December 9, 2005 Comcast Phone shall submit spreadsheet(s) identifying all of the Embedded Base of circuits and Excess DS1 and DS3 Loops to be either disconnected or converted to other BellSouth services pursuant to Section 1.9. The Parties shall negotiate a project schedule for the Conversion of the Embedded Base and Excess DS1 and DS3 Loops.
- 2.1.4.11.1 If Comcast Phone fails to submit the spreadsheet(s) specified in Section 2.1.4.11 above for all of its Embedded Base and Excess DS1 and DS3 Loops prior to December 9, 2005, BellSouth will identify Comcast Phone's remaining Embedded Base and Excess DS1 and DS3 Loops, if any, and will transition such circuits to the equivalent tariffed BellSouth service(s). Those circuits identified and transitioned by BellSouth pursuant to this Section 2.1.4.11.1 shall be subject to all applicable disconnect charges as set forth in this Agreement and the full

nonrecurring charges for installation of the equivalent tariffed BellSouth service as set forth in BellSouth's tariffs.

- 2.1.4.11.2 For Embedded Base circuits and Excess DS1 and DS3 Loops converted pursuant to Section 2.1.4.11 or transitioned pursuant to 2.1.4.11.1, the applicable recurring tariff charge shall apply to each circuit as of the earlier of the date each circuit is converted or transitioned, as applicable, or March 11, 2006.
- 2.1.4.12 Modifications and Updates to the Wire Center List and Subsequent Transition Periods
- 2.1.4.12.1 In the event BellSouth identifies additional wire centers that meet the criteria set forth in Section 2.1.4.5, but that were not included in the Initial Wire Center List, BellSouth shall include such additional wire centers in a carrier notification letter (CNL). Each such list of additional wire centers shall be considered a "Subsequent Wire Center List".
- 2.1.4.12.2 Effective ten (10) business days after the date of a BellSouth CNL providing a Subsequent Wire Center List, BellSouth shall not be required to unbundle DS1 and/or DS3 Loops, as applicable, in such additional wire center(s), except pursuant to the self-certification process as set forth in Section 1.8 and 1.8.1 of this Attachment.
- 2.1.4.12.3 For purposes of Section 2.1.4.12, BellSouth shall make available DS1 and DS3 Loops that were in service for Comcast Phone in a wire center on the Subsequent Wire Center List as of the tenth (10th) business day after the date of BellSouth's CNL identifying the Subsequent Wire Center List (Subsequent Embedded Base) until ninety (90) days after the tenth (10th) business day from the date of BellSouth's CNL identifying the Subsequent Wire Center List (Subsequent Transition Period).
- 2.1.4.12.4 Subsequent disconnects or loss of End Users shall be removed from the Subsequent Embedded Base.
- 2.1.4.12.5 The rates set forth in Exhibit B shall apply to the Subsequent Embedded Base during the Subsequent Transition Period.
- 2.1.4.12.6 No later than forty (40) days from BellSouth's CNL identifying the Subsequent Wire Center List, Comcast Phone shall submit a spreadsheet(s) identifying the Subsequent Embedded Base of circuits to be disconnected or converted to other BellSouth services. The Parties shall negotiate a project schedule for the Conversion of the Subsequent Embedded Base.
- 2.1.4.12.6.1 If Comcast Phone fails to submit the spreadsheet(s) specified in Section 2.1.4.12.6 above for all of its Subsequent Embedded Base within forty (40) days after the date of BellSouth's CNL identifying the Subsequent Wire Center List, BellSouth

will identify Comcast Phone's remaining Subsequent Embedded Base, if any, and will transition such circuits to the equivalent tariffed BellSouth service(s). Those circuits identified and transitioned by BellSouth shall be subject to the applicable disconnect charges as set forth in this Agreement and the full nonrecurring charges for installation of the equivalent tariffed BellSouth service as set forth in BellSouth's tariffs.

- 2.1.4.12.6.2 For Subsequent Embedded Base circuits converted pursuant to Section 2.1.4.12.6 or transitioned pursuant to Section 2.1.4.12.6.1, the applicable recurring tariff charges shall apply as of the earlier of the date each circuit is converted or transitioned, as applicable, or the first day after the end of the Subsequent Transition Period.
- 2.1.4.12.6.2.1 Cap on unbundled DS1 Loops. Comcast Phonemay obtain a maximum of ten unbundled DS1 loops to any single building in which DS1 loops are available as unbundled loops.
- 2.1.4.12.6.2.2 Cap on unbundled DS3 Loops. Comcast Phonemay obtain a maximum of a single unbundled DS3 loop to any single building in which DS3 loops are available as unbundled loops.
- 2.1.5 The provisioning of a Loop to Comcast Phone's collocation space will require cross office cabling and cross connections within the central office to connect the Loop to a local switch or to other transmission equipment. These cross connects are separate components that are not considered a part of the Loop, and thus, have a separate charge.
- 2.1.6 Where facilities are available, BellSouth will install Loops in compliance with BellSouth's Products and Services Interval Guide available at the website at <http://www.interconnection.bellsouth.com>. For orders of fifteen (15) or more Loops, the installation and any applicable Order Coordination as described below will be handled on a project basis, and the intervals will be set by the BellSouth project manager for that order. When Loops require a Service Inquiry (SI) prior to issuing the order to determine if facilities are available, the interval for the SI process is separate from the installation interval.
- 2.1.7 The Loop shall be provided to Comcast Phone in accordance with BellSouth's TR73600 Unbundled Local Loop Technical Specification and applicable industry standard technical references.
- 2.1.8 BellSouth will only provision, maintain and repair the Loops to the standards that are consistent with the type of Loop ordered.
- 2.1.9 When a BellSouth technician is required to be dispatched to provision the Loop, BellSouth will tag the Loop with the Circuit ID number and the name of the ordering CLEC. When a dispatch is not required to provision the Loop, BellSouth

will tag the Loop on the next required visit to the End User's location. If Comcast Phone wants to ensure the Loop is tagged during the provisioning process for Loops that may not require a dispatch (e.g. UVL-SL1, UVL-SL2, and UCL-ND), Comcast Phone may order Loop Tagging. Rates for Loop Tagging are as set forth in Exhibit A of this Attachment.

- 2.1.9.1.1 In the event BellSouth must dispatch to the End User's location more than once due to incorrect or incomplete information provided by Comcast Phone (e.g., incomplete address, incorrect contact name/number, etc.), BellSouth will bill Comcast Phone for each additional dispatch required to provision the circuit due to the incorrect/incomplete information provided. BellSouth will assess the applicable Trouble Determination rates from BellSouth's FCC or state tariffs.
- 2.1.4 Loop Testing/Trouble Reporting
 - 2.1.4.1 Comcast Phone will be responsible for testing and isolating troubles on the Loops. Comcast Phone must test and isolate trouble to the BellSouth portion of a designed/non-designed unbundled Loop (e.g., UVL-SL2, UCL-D, UVL-SL1, UCL-ND, etc.) before reporting repair to the UNE Customer Wholesale Interconnection Network Services (CWINS) Center. Upon request from BellSouth at the time of the trouble report, Comcast Phone will be required to provide the results of the Comcast Phone test which indicate a problem on the BellSouth provided Loop.
 - 2.1.4.2 Once Comcast Phone has isolated a trouble to the BellSouth provided Loop, and had issued a trouble report to BellSouth on the Loop, BellSouth will take the actions necessary to repair the Loop if a trouble actually exists. BellSouth will repair these Loops in the same time frames that BellSouth repairs similarly situated Loops to its End Users.
 - 2.1.4.3 If Comcast Phone reports a trouble on a non-designed or designed Loop and no trouble actually exists, BellSouth will charge Comcast Phone for any dispatching and testing (both inside and outside the CO) required by BellSouth in order to confirm the Loop's working status. BellSouth will assess the applicable Maintenance of Service rates from BellSouth's FCC#1 tariff Section 13.3.1 (E).
 - 2.1.4.4 In the event BellSouth must dispatch to the End User's location more than once due to incorrect or incomplete information provided by Comcast Phone (e.g., incomplete address, incorrect contact name/number, etc.), BellSouth will bill Comcast Phone for each additional dispatch required to repair the circuit due to the incorrect/incomplete information provided. BellSouth will assess the applicable Trouble Determination rates from BellSouth's FCC or state tariffs.
- 2.1.5 Order Coordination and Order Coordination-Time Specific

2.1.5.1 “Order Coordination” (OC) allows BellSouth and Comcast Phone to coordinate the installation of the SL2 Loops, Unbundled Digital Loops (UDL) and other Loops where OC may be purchased as an option, to Comcast Phone’s facilities to limit End User service outage. OC is available when the Loop is provisioned over an existing circuit that is currently providing service to the End User. OC for physical conversions will be scheduled at BellSouth’s discretion during normal working hours on the committed due date. OC shall be provided in accordance with the chart set forth below.

2.1.5.2 “Order Coordination – Time Specific” (OC-TS) allows Comcast Phone to order a specific time for OC to take place. BellSouth will make every effort to accommodate Comcast Phone’s specific conversion time request. However, BellSouth reserves the right to negotiate with Comcast Phone a conversion time based on load and appointment control when necessary. This OC-TS is a chargeable option for all Loops except Unbundled Copper Loops (UCL) and is billed in addition to the OC charge. Comcast Phone may specify a time between 9:00 a.m. and 4:00 p.m. (location time) Monday through Friday (excluding holidays). If Comcast Phone specifies a time outside this window, or selects a time or quantity of Loops that requires BellSouth technicians to work outside normal work hours, overtime charges will apply in addition to the OC and OC-TS charges. Overtime charges will be applied based on the amount of overtime worked and in accordance with the rates established in the Access Services Tariff, Section E13.2, for each state. The OC-TS charges for an order due on the same day at the same location will be applied on a per Local Service Request (LSR) basis.

2.2 Ordering Guidelines and Processes

2.2.1 For information regarding Ordering Guidelines and Processes for various UNEs, Comcast Phone should refer to the “Guides” section of the BellSouth Interconnection website, which is incorporated herein by reference, as amended from time to time. The website address is:
<http://www.interconnection.bellsouth.com/>.

2.2.2 Additional information may also be found in the individual CLEC Information Packages, as amended from time to time and which are incorporated herein by reference, located at the “CLEC UNE Products” website at the following address:
<http://www.interconnection.bellsouth.com/guides/html/unes.html>

2.3 Loop Provisioning Involving Integrated Digital Loop Carriers

2.3.1 Where Comcast Phone has requested an Unbundled Loop and BellSouth uses IDLC systems to provide the local service to the End User and BellSouth has a suitable alternate facility available, BellSouth will make such alternative facilities

available to Comcast Phone. If a suitable alternative facility is not available, then to the extent it is technically feasible, BellSouth will implement one of the following alternative arrangements for Comcast Phone (e.g. hairpinning):

1. Roll the circuit(s) from the IDLC to any spare copper that exists to the customer premises.
2. Roll the circuit(s) from the IDLC to an existing DLC that is not integrated.
3. If capacity exists, provide "side-door" porting through the switch.
4. If capacity exists, provide "Digital Access Cross Connect System (DACS)-door" porting (if the IDLC routes through a DACS prior to integration into the switch).

2.3.2 Arrangements 3 and 4 above require the use of a designed circuit. Therefore, non-designed Loops such as the SL1 voice grade and UCL-ND may not be ordered in these cases.

2.3.3 If no alternate facility is available, and upon request from Comcast Phone, and if agreed to by both Parties, BellSouth may utilize its Special Construction (SC) process to determine the additional costs required to provision facilities. Comcast Phone will then have the option of paying the one-time SC rates to place the Loop.

2.4 Network Interface Device

2.4.1 The NID is defined as any means of interconnection of the End User's premises wiring to BellSouth's distribution plant, such as a cross connect device used for that purpose. The NID is a single-line termination device or that portion of a multiple line termination device required to terminate a single line or circuit at the premises. The NID features two independent chambers or divisions that separate the service provider's network from the End User's premises wiring. Each chamber or division contains the appropriate connection points or posts to which the service provider and the End User each make their connections. The NID provides a protective ground connection and is capable of terminating cables such as twisted pair cable.

2.4.2 BellSouth shall permit Comcast Phone to connect Comcast Phone's Loop facilities to the End User's premises wiring through the BellSouth NID or at any other technically feasible point.

2.4.3 Access to NID

2.4.3.1 Comcast Phone may access the End User's premises wiring by any of the following means and Comcast Phone shall not disturb the existing form of electrical protection and shall maintain the physical integrity of the NID:

2.4.3.1.1 In Georgia, Kentucky and Florida, BellSouth shall allow Comcast Phone to connect its Loops directly to BellSouth's multi-line residential NID enclosures that have spare terminations available or, in those states where the Commission has so

ordered, Comcast Phone can connect to terminations that currently have loops attached to them but that are not currently used by BellSouth or any other telecommunications carriers to provide service to the premises.

- 2.4.3.1.2 Where an adequate length of the End User's premises wiring is present and environmental conditions permit, either Party may remove the customer premises wiring from the other Party's NID and connect such wiring to that Party's own NID, provided that it has received the appropriate consent from the End User and has provided reasonable advanced notice to the other party.
- 2.4.3.1.3 Either Party may enter the subscriber access chamber or dual chamber NID enclosures for the purpose of extending a connect divisioned or spliced jumper wire from the customer premises wiring through a suitable "punch-out" hole of such NID enclosures; or
- 2.4.3.1.4 Comcast Phone may request BellSouth to make other rearrangements to the End User premises wiring terminations or terminal enclosure on a time and materials cost basis.
- 2.4.3.2 In no case shall either Party remove or disconnect the other Party's Loop facilities from either Party's NIDs, enclosures, or protectors unless the applicable Commission has expressly permitted the same and the disconnecting Party provides prior notice to the other Party. In such cases, it shall be the responsibility of the Party disconnecting Loop facilities to leave undisturbed the existing form of electrical protection and to maintain the physical integrity of the NID. It will be Comcast Phone's responsibility to ensure there is no safety hazard, and Comcast Phone will hold BellSouth harmless for any liability associated with the removal of the BellSouth Loop from the BellSouth NID. Furthermore, it shall be the responsibility of the disconnecting Party, once the other Party's Loop has been disconnected from the NID, to reconnect the disconnected Loop to a nationally recognized testing laboratory listed station protector, which has been grounded as per Article 800 of the National Electrical Code. If no spare station protector exists in the NID, the disconnected Loop must be appropriately cleared, capped and stored.
- 2.4.3.3 Comcast Phone shall not remove or disconnect ground wires from BellSouth's NIDs, enclosures, or protectors.
- 2.4.3.4 Comcast Phone shall not remove or disconnect NID modules, protectors, or terminals from BellSouth's NID enclosures.
- 2.4.3.5 Due to the wide variety of NID enclosures and outside plant environments, BellSouth will work with Comcast Phone to develop specific procedures to establish the most effective means of implementing this section if the procedures set forth herein do not apply to the NID in question.

2.4.4 Technical Requirements

2.4.4.1 The NID shall provide an accessible point of interconnection and shall maintain a connection to ground.

2.4.4.2 If an existing NID is accessed, it shall be capable of transferring electrical analog or digital signals between the End User's premises and the distribution media and/or cross connect to Comcast Phone's NID.

2.4.4.3 Existing BellSouth NIDs will be provided in working condition. Where such NID is not functioning properly, and to the extent it is technically feasible, BellSouth shall repair the NID at BellSouth's expense. Comcast Phone may request BellSouth to do additional work to the NID including relocating the NID and extending associated distribution plant and inside wiring/UNTW, as appropriate, to that new location, on a time and material basis, except where BellSouth does not charge its retail customers to perform the same functions. When Comcast Phone deploys its own local loops in a multiple-line termination device, Comcast Phone shall specify the quantity of NID connections that it requires within such device.

2.4.4.4 The NID shall be equal or better than normal requirements for NIDs set forth in applicable industry standard technical requirements.

2.5 Sub-loop Elements

2.5.1 Where facilities permit, BellSouth shall offer access to its Unbundled Sub-Loop (USL) elements as specified herein.

2.5.2 Unbundled Sub-Loop Distribution

2.5.2.1 The Unbundled Sub-Loop Distribution facility is a dedicated transmission facility that BellSouth provides from an End User's point of demarcation to a BellSouth cross-connect device. The BellSouth cross-connect device may be located within a remote terminal (RT) or a stand-alone cross-box in the field or in the equipment room of a building. The unbundled sub-loop distribution media is a copper twisted pair that can be provisioned as a 2-Wire or 4-Wire facility. BellSouth will make available the following sub-loop distribution offerings where facilities exist:

Unbundled Sub-Loop Distribution – Voice Grade

Unbundled Copper Sub-Loop

Unbundled Sub-Loop Distribution – Intrabuilding Network Cable (aka riser cable)

2.5.2.2 Unbundled Sub-Loop Distribution – Voice Grade (USLD-VG) is a copper sub-loop facility from the cross-box in the field up to and including the point of demarcation at the End User's premises and may have load coils.

- 2.5.2.3 Unbundled Copper Sub-Loop (UCSL) is a copper facility of any length provided from the cross-box in the field up to and including the End User's point of demarcation. If available, this facility will not have any intervening equipment such as load coils between the End User and the cross-box.
- 2.5.2.3.1 If Comcast Phone requests a UCSL and it is not available, Comcast Phone may request the copper Sub-Loop facility be modified pursuant to the ULM process to remove load coils and/or excessive bridged taps. If load coils and/or excessive bridged taps are removed, the facility will be classified as a UCSL.
- 2.5.2.4 Unbundled Sub-Loop Distribution – Intrabuilding Network Cable (USLD-INC) is the distribution facility owned or controlled by BellSouth inside a building or between buildings on the same property that is not separated by a public street or road. USLD-INC includes the facility from the cross connect device in the building equipment room up to and including the point of demarcation at the End User's premises.
- 2.5.2.4.1 Upon request for USLD-INC from Comcast Phone, BellSouth will install a cross connect panel in the building equipment room for the purpose of accessing USLD-INC pairs from a building equipment room. The cross-connect panel will function as a single point of interconnection (SPOI) for USLD-INC and will be accessible by multiple carriers as space permits. BellSouth will place cross-connect blocks in 25-pair increments for Comcast Phone's use on this cross-connect panel. Comcast Phone will be responsible for connecting its facilities to the 25-pair cross-connect block(s).
- 2.5.2.5 For access to Voice Grade USLD and UCSL, Comcast Phone shall install a cable to the BellSouth cross-box pursuant to the terms and conditions for physical collocation for remote sites set forth in this Agreement. This cable would be connected by a BellSouth technician within the BellSouth cross-box during the set-up process. Comcast Phone's cable pairs can then be connected to BellSouth's USL within the BellSouth cross-box by the BellSouth technician.
- 2.5.2.6 Through the SI process, BellSouth will determine whether access to Unbundled Sub-Loops at the location requested by Comcast Phone is technically feasible and whether sufficient capacity exists in the cross-box. If existing capacity is sufficient to meet Comcast Phone's request, then BellSouth will perform the site set-up as described in the CLEC Information Package, located at the website address: <http://www.interconnection.bellsouth.com/products/html/unec.html>.
- 2.5.2.7 The site set-up must be completed before Comcast Phone can order sub-loop pairs. For the site set-up in a BellSouth cross-connect box in the field, BellSouth will perform the necessary work to splice Comcast Phone's cable into the cross-connect box. For the site set-up inside a building equipment room, BellSouth will perform the necessary work to install the cross-connect panel and the connecting block(s) that will be used to provide access to the requested USLs.

- 2.5.2.8 Once the site set-up is complete, Comcast Phone will request sub-loop pairs through submission of a LSR form to the Local Carrier Service Center (LCSC). OC is required with USL pair provisioning when Comcast Phone requests reuse of an existing facility, and the Order Coordination charge shall be billed in addition to the USL pair rate. For expedite requests by Comcast Phone for sub-loop pairs, expedite charges will apply for intervals less than five (5) calendar days.
- 2.5.2.9 Unbundled Sub-Loops will be provided in accordance with technical reference TR73600.
- 2.5.3 Unbundled Network Terminating Wire (UNTW)
- 2.5.3.1 UNTW is unshielded twisted copper wiring that is used to extend circuits from an intra-building network cable terminal or from a building entrance terminal to an individual End User's point of demarcation. It is the final portion of the Loop that in multi-subscriber configurations represents the point at which the network branches out to serve individual subscribers.
- 2.5.3.2 This element will be provided in Multi-Dwelling Units (MDUs) and/or Multi-Tenants Units (MTUs) where either Party owns wiring all the way to the End User's premises. Neither Party will not provide this element in locations where the property owner provides its own wiring to the End User's premises, where a third party owns the wiring to the End User's premises.
- 2.5.3.3 Requirements
- 2.5.3.3.1 On a multi-unit premises, upon request of the other Party (Requesting Party), the Party owning the network terminating wire (Provisioning Party) will provide access to UNTW pairs on an Access Terminal that is suitable for use by multiple carriers at each Garden Terminal or Wiring Closet.
- 2.5.3.3.2 The Provisioning Party shall not be required to install new or additional NTW beyond existing NTW to provision the services of the Requesting Party.
- 2.5.3.3.3 In situations in which BellSouth activates a UNTW pair, BellSouth will compensate Comcast Phone for each pair activated commensurate to the price specified in Comcast Phone's Agreement.
- 2.5.3.3.4 Upon receipt of the UNTW SI requesting access to the Provisioning Party's UNTW pairs at a multi-unit premises, representatives of both Parties will participate in a meeting at the site of the requested access. The purpose of the site visit will include discussion of the procedures for installation and location of the Access Terminals. By request of the Requesting Party, an Access Terminal will be installed either adjacent to each of the Provisioning Party's Garden Terminal or inside each Wiring Closet. The Requesting Party will deliver and connect its central office facilities to the UNTW pairs within the Access Terminal. The

Requesting Party may access any available pair on an Access Terminal. A pair is available when a pair is not being utilized to provide service or where the End User has requested a change in its local service provider to the Requesting Party. Prior to connecting the Requesting Party's service on a pair previously used by Provisioning Party, Requesting Party is responsible for ensuring that the End User is no longer using Provisioning Party's service or another CLEC's service before accessing UNTW pairs.

- 2.5.3.3.5 Access Terminal installation intervals will be established on an individual case basis.
- 2.5.3.3.6 The Requesting Party is responsible for obtaining the property owner's permission for the Provisioning Party to install an Access Terminal(s) on behalf of the Requesting Party. The submission of the SI by the Requesting Party will serve as certification by the Requesting Party that such permission has been obtained. If the property owner objects to Access Terminal installations that are in progress or subsequent to completion and demands removal of Access Terminals, the Requesting Party will be responsible for costs associated with removing Access Terminals and restoring the property to its original state prior to Access Terminals being installed.
- 2.5.3.3.7 The Requesting Party shall indemnify and hold harmless the Provisioning Party against any claims of any kind that may arise out of the Requesting Party's failure to obtain the property owner's permission.
- 2.5.3.3.7.1 The Requesting Party will be billed for nonrecurring and recurring charges for accessing UNTW pairs at the time the Requesting Party activates the pair(s). The Requesting Party will notify the Provisioning Party within five (5) business days of activating UNTW pairs using the LSR form.
- 2.5.3.3.8 If a trouble exists on a UNTW pair, the Requesting Party may use an alternate spare pair that serves that End User if a spare pair is available. In such cases, the Requesting Party will re-terminate its existing jumper from the defective pair to the spare pair. Alternatively, the Requesting Party will isolate and report troubles in the manner specified by the Provisioning Party. The Requesting Party must tag the UNTW pair that requires repair. If the Provisioning Party dispatches a technician on a reported trouble call and no UNTW trouble is found, the Provisioning Party will charge Requesting Party for time spent on the dispatch and testing the UNTW pair(s).
- 2.5.3.3.9 If the Requesting Party initiates the Access Terminal installation and the Requesting Party has not activated at least five (5) pairs of the capacity of the Access Terminal installed pursuant to the Requesting Party's request for an Access Terminal within six (6) months of installation of the Access Terminal, the Provisioning Party will bill the Requesting Party a nonrecurring charge equal to the actual cost of provisioning the Access Terminal

- 2.5.3.3.10 If the Provisioning Party determines that the Requesting Party is using the UNTW pairs without reporting the activation of the pairs, the Requesting Party will be billed for the use of that pair back to the date the End User began receiving service from the Requesting Party at that location. Upon request, the Requesting Party will provide copies of its billing record to substantiate such date. If the Requesting Party fails to provide such records, then the Provisioning Party will bill the Requesting Party back to the date of the Access Terminal installation.

2.6 Loop Makeup

2.6.1 Description of Service

- 2.6.1.1 BellSouth shall make available to Comcast Phone LMU information so that Comcast Phone can make an independent judgment about whether the Loop is capable of supporting the advanced services equipment Comcast Phone intends to install and the services Comcast Phone wishes to provide. This section addresses LMU as a preordering transaction, distinct from Comcast Phone ordering any other service(s). Loop Makeup Service Inquiries (LMUSI) and mechanized LMU queries for preordering LMU are likewise unique from other preordering functions with associated SIs as described in this Agreement.
- 2.6.1.2 BellSouth will provide Comcast Phone LMU information consisting of the composition of the Loop material (copper/fiber); the existence, location and type of equipment on the Loop, including but not limited to digital loop carrier or other remote concentration devices, feeder/distribution interfaces, bridged taps, load coils, pair-gain devices; the Loop length; the wire gauge and electrical parameters.
- 2.6.1.3 BellSouth's LMU information is provided to Comcast Phone as it exists either in BellSouth's databases or in its hard copy facility records. BellSouth does not guarantee accuracy or reliability of the LMU information provided.
- 2.6.1.4 BellSouth's provisioning of LMU information to the requesting CLEC for facilities is contingent upon either BellSouth or the requesting CLEC controlling the Loop(s) that serve the service location for which LMU information has been requested by the CLEC. The requesting CLEC is not authorized to receive LMU information on a facility used or controlled by another CLEC unless BellSouth receives a Letter of Authorization (LOA) from the voice CLEC (owner) or its authorized agent on the LMUSI submitted by the requesting CLEC.
- 2.6.1.5 Comcast Phone may choose to use equipment that it deems will enable it to provide a certain type and level of service over a particular BellSouth Loop as long as that equipment does not disrupt other services on the BellSouth network. The determination shall be made solely by Comcast Phone and BellSouth shall not be liable in any way for the performance of the advanced data services provisioned

over said Loop. The specific Loop type (ADSL, HDSL, or otherwise) ordered on the LSR must match the LMU of the Loop reserved taking into consideration any requisite line conditioning. The LMU data is provided for informational purposes only and does not guarantee Comcast Phone's ability to provide advanced data services over the ordered Loop type. Further, if Comcast Phone orders Loops that do not require a specific facility medium (i.e. copper only) or Loops that are not intended to support advanced services (such as UV-SL1, UV-SL2, or ISDN compatible Loops) and that are not inventoried as advanced services Loops, the LMU information for such Loops is subject to change at any time due to modifications and/or upgrades to BellSouth's network. Comcast Phone is fully responsible for any of its service configurations that may differ from BellSouth's technical standard for the Loop type ordered.

2.6.2 Submitting Loop Makeup Service Inquiries

2.6.2.1 Comcast Phone may obtain LMU information by submitting a mechanized LMU query or a Manual LMUSI. Mechanized LMUs should be submitted through BellSouth's OSS interfaces. After obtaining the Loop information from the mechanized LMU process, if Comcast Phone needs further Loop information in order to determine Loop service capability, Comcast Phone may initiate a separate Manual Service Inquiry for a separate nonrecurring charge as set forth in Exhibit A of this Attachment.

2.6.2.2 Manual LMUSIs shall be submitted according to the guidelines in the LMU CLEC Information Package, incorporated herein by reference, as it may be amended from time to time, which can be found at the following BellSouth website: <http://interconnection.bellsouth.com/guides/html/unec.html> . The service interval for the return of a Manual LMUSI is three (3) business days. Manual LMUSIs are not subject to expedite requests. This service interval is distinct from the interval applied to the subsequent service order.

2.6.2.3 Loop Reservations

2.6.2.3.1 For a Mechanized LMUSI, Comcast Phone may reserve up to ten (10) Loop facilities. For a Manual LMUSI, Comcast Phone may reserve up to three (3) Loop facilities.

2.6.2.3.2 Comcast Phone may reserve facilities for up to four (4) business days for each facility requested through LMU from the time the LMU information is returned to Comcast Phone. During and prior to Comcast Phone placing an LSR, the reserved facilities are rendered unavailable to other customers, including BellSouth. If Comcast Phone does not submit an LSR for a UNE service on a reserved facility within the four (4)-day reservation timeframe, the reservation of that spare facility will become invalid and the facility will be released.

- 2.6.2.3.3 Charges for preordering Manual LMUSI or Mechanized LMU are separate from any charges associated with ordering other services from BellSouth.
- 2.6.2.3.4 All LSRs issued for reserved facilities shall reference the facility reservation number as provided by BellSouth. Comcast Phone will not be billed any additional LMU charges for the Loop ordered on such LSR. If, however, Comcast Phone does not reserve facilities upon an initial LMUSI, Comcast Phone's placement of an order for an advanced data service type facility will incur the appropriate billing charges to include SI and reservation per Exhibit A of this Attachment.
- 2.6.2.3.5 Where Comcast Phone has reserved multiple Loop facilities on a single reservation, Comcast Phone may not specify which facility shall be provisioned when submitting the LSR. For those occasions, BellSouth will assign to Comcast Phone, subject to availability, a facility that meets the BellSouth technical standards of the BellSouth type Loop as ordered by Comcast Phone.
- 2.6.3 Dark Fiber Loop. Dark Fiber Loop is a Loop as defined in 2.1.1 within an existing fiber optic cable that has not yet been activated through optronics to render it capable of carrying communications services.
- 2.6.3.1 The Transition Period and terms are the same as those outlined under Dark Fiber Transport.

3.0 **Unbundled Network Element Combinations**

- 3.1 For purposes of this Section, references to "Currently Combined" Network Elements shall mean that the particular Network Elements requested by Comcast Phone are in fact already combined by BellSouth in the BellSouth network. References to "Ordinarily Combined" Network Elements shall mean that the particular Network Elements requested by Comcast Phone are not already combined by BellSouth in the location requested by Comcast Phone but are elements that are typically combined in BellSouth's network. References to "Not Typically Combined" Network Elements shall mean that the particular Network Elements requested by Comcast Phone are not elements that BellSouth combines for its use in its network.
- 3.1.1 Except as otherwise set forth in this Agreement, upon request, BellSouth shall perform the functions necessary to combine Network Elements that BellSouth is required to provide under section 251(c)(3) of the Act and the FCC's rules, in any manner, even if those elements are not ordinarily combined in BellSouth's network, provided that such Combination is technically feasible and will not undermine the ability of other carriers to obtain access to Network Elements or to interconnect with BellSouth's network.

3.1.2 To the extent Comcast Phone requests a Combination for which BellSouth does not have methods and procedures in place to provide such Combination, rates and/or methods or procedures for such Combination will be developed pursuant to the BFR process.

3.2 Rates

3.2.1 The rates for the Currently Combined Network Elements specifically set forth in Exhibit A shall be the rates associated with such Combinations. Where a Currently Combined Combination is not specifically set forth in Exhibit A, the rate for such Currently Combined Combination shall be the sum of the recurring rates for those individual Network Elements as set forth in Exhibit A and/or Exhibit B in addition to the applicable nonrecurring switch-as-is charge set forth in Exhibit A.

3.2.2 The rates for the Ordinarily Combined Network Elements specifically set forth in Exhibit A shall be the nonrecurring and recurring charges for those Combinations. Where an Ordinarily Combined Combination is not specifically set forth in Exhibit A, the rate for such Ordinarily Combined Combination shall be the sum of the recurring rates for those individual Network Elements as set forth in Exhibit A and/or Exhibit B and nonrecurring rates for those individual Network Elements as set forth in Exhibit A.

3.2.3 The rates for Not Typically Combined Combinations shall be developed pursuant to the BFR process upon request of Comcast Phone.

3.4 Enhanced Extended Links (EELs)

3.4.1 EELs are combinations of Loops and Dedicated Transport as defined in this Attachment, together with any facilities, equipment, or functions necessary to combine those Network Elements. In accordance with 251 (c)(3) of the Act and the FCC Rules, BellSouth shall provide, and Comcast Phone must meet the eligibility criteria set forth below in order to obtain a high capacity EELs on an unbundled basis.

3.4.2 High-capacity EELs are (1) combinations of Loop and Dedicated Transport, (2) Dedicated Transport commingled with a wholesale loop, or (3) a loop commingled with wholesale transport at the DS1 and/or DS3 level as described in 47 C.F.R. § 51.318(b).

3.4.3 By placing an order for a high-capacity EEL, Comcast Phone thereby certifies that the service eligibility criteria set forth herein are met for access to a converted high-capacity EEL, a new high-capacity EEL, or part of a high-capacity commingled EEL as a UNE. BellSouth shall have the right to audit Comcast Phone's high-capacity EELs as specified below.

3.4.4 Service Eligibility Criteria

- 3.4.4.1 High capacity EELs must comply with the following service eligibility requirements. Comcast Phone must certify for each high-capacity EEL that all of the following service eligibility criteria are met:
- 3.4.4.1.1 Comcast Phone has received state certification to provide local voice service in the area being served;
- 3.4.4.2 For each combined circuit, including each DS1 circuit, each DS1 EEL, and each DS1-equivalent circuit on a DS3 EEL:
- 3.4.4.2.1 1) Each circuit to be provided to each End User will be assigned a local number prior to the provision of service over that circuit;
- 3.4.4.2.2 2) Each DS1-equivalent circuit on a DS3 EEL must have its own local number assignment so that each DS3 must have at least twenty-eight (28) local voice numbers assigned to it;
- 3.4.4.2.3 3) Each circuit to be provided to each End User will have 911 or E911 capability prior to provision of service over that circuit;
- 3.4.4.2.4 4) Each circuit to be provided to each End User will terminate in a collocation arrangement that meets the requirements of 47 C.F.R. § 51.318(c);
- 3.4.4.2.5 5) Each circuit to be provided to each End User will be served by an interconnection trunk over which Comcast Phone will transmit the calling party's number in connection with calls exchanged over the trunk;
- 3.4.4.2.6 6) For each twenty-four (24) DS1 EELs or other facilities having equivalent capacity, Comcast Phone will have at least one (1) active DS1 local service interconnection trunk over which Comcast Phone will transmit the calling party's number in connection with calls exchanged over the trunk; and
- 3.4.4.2.7 7) Each circuit to be provided to each End User will be served by a switch capable of switching local voice traffic.
- 3.4.4.3 BellSouth may, on an annual basis, audit Comcast Phone's records in order to verify compliance with the qualifying service eligibility criteria. The audit shall be conducted by a third party independent auditor, and the audit must be performed in accordance with the standards established by the American Institute for Certified Public Accountants (AICPA). To the extent the independent auditor's report concludes that Comcast Phone failed to comply with the service eligibility criteria, Comcast Phone must true-up any difference in payments, convert all noncompliant circuits to the appropriate service, and make the correct payments on a going-forward basis. In the event the auditor's report concludes that Comcast Phone did not comply in any material respect with the service eligibility criteria, Comcast Phone shall reimburse BellSouth for the cost of the independent auditor. To the

extent the auditor's report concludes that Comcast Phone did comply in all material respects with the service eligibility criteria, BellSouth will reimburse Comcast Phone for its reasonable and demonstrable costs associated with the audit. Comcast Phone will maintain appropriate documentation to support its certifications.

- 3.4.4.4 In the event Comcast Phone converts special access services to UNEs, Comcast Phone shall be subject to the termination liability provisions in the applicable special access tariffs, if any.

4.0 **Dedicated Transport and Dark Fiber Transport**

- 4.1 Dedicated Transport. BellSouth will provide non-discriminatory access to unbundled interoffice transport between all wire centers identified in 47 C.F.R. 51.319. Dedicated Transport is defined as BellSouth's transmission facilities between wire centers or switches owned by BellSouth or between wire centers or switches owned by BellSouth and switches owned by Comcast Phone. Including but not limited to DS1, DS3 and OCn level services, as well as dark fiber, dedicated to Comcast Phone. BellSouth shall not be required to provide access to OCn level Dedicated Transport under any circumstances pursuant to this Agreement. In addition, except as set forth in Section 4.2 below, BellSouth shall not be required to provide to Comcast Phone unbundled access to Dedicated Transport that does not connect a pair of wire centers or switches owned by BellSouth ("Entrance Facilities"). Nothing in this Attachment 2 shall limit Comcast Phone's ability to access interconnection facilities pursuant to Attachment 3 of this Agreement.

4.2 Transition for DS1 and DS3 Dedicated Transport Including DS1 and DS3 Entrance Facilities

- 4.2.1 For purposes of this Section 4.2, the Transition Period for the Embedded Base of DS1 and DS3 Dedicated Transport Embedded Base Entrance Facilities and for Excess DS1 and DS3 Entrance Facilities is the twelve (12) month period beginning March 11, 2005 and ending March 10, 2006.
- 4.2.2 For purposes of this Section 4.2, Embedded Base means DS1 and DS3 Dedicated Transport including DS1 and DS3 Entrance Facilities that were in service for Comcast Phone as of March 10, 2005 in those wire centers that, as of such date, met the criteria set forth in 4.2.6.1 or 4.2.6.4. Subsequent disconnects or loss of End Users shall be removed from the Embedded Base.
- 4.2.3 For purposes of this Section 4.2, Embedded Base Entrance Facilities means Entrance Facilities that were in service for Comcast Phone as of March 10, 2005. Subsequent disconnects or loss of customers shall be removed from the Embedded Base.

- 4.2.4 For purposes of this Section 4.2, Excess DS1 and DS3 Dedicated Transport means those Comcast Phone DS1 and DS3 Dedicated Transport facilities in service as of March 10, 2005, in excess of the caps set forth in Section 4.6. Subsequent disconnects and loss of End Users shall be removed from Excess DS1 and DS3 Loops.
- 4.2.5 For purposes of this Section 4.2, a Business Line is as defined in 47 C.F.R. § 51.5.
- 4.2.5.1 For purposes of this Section 4, a Fiber-Based Collocator is defined in 47 C.F.R. § 51.5.
- 4.2.6 For those wire centers identified pursuant to Section 4.2.6.1, BellSouth shall make available Dedicated Transport as defined in this Section 4. Notwithstanding anything to the contrary in this Agreement, BellSouth shall make available Dedicated Transport as described in this Section 4.2, for Comcast Phone's Embedded Base during the Transition Period in the following situations:
- 4.2.6.1 DS1 Dedicated Transport where both wire centers at the end points of the route contain 38,000 Business Lines or four (4) or more Fiber-Based Collocators, Tier 1.
- 4.2.6.2 A list of wire centers that BellSouth contends meet the criteria set forth in Section 4.2.6.1 or 4.2.6.4 above as of March 10, 2005, is available on BellSouth's Interconnection Services Web site at www.interconnection.bellsouth.com, as (Initial Wire Center List). Subject to the dispute resolution procedures set forth in section 1.8.1 of this Attachment, Comcast Phone may challenge whether any wire center listed by BellSouth qualifies under the FCC rules by submitting a self-certified application conforming to section 1.8 of this Attachment.
- 4.2.6.3 Notwithstanding anything to the contrary in this Agreement, BellSouth shall make available Entrance Facilities only for Comcast Phone's Embedded Base Entrance Facilities and only during the Transition Period.
- 4.2.6.4 DS3 Dedicated Transport where both wire centers at the end points of the route contain 24,000 or more Business Lines or three (3) or more Fiber-Based Collocators, Tier 2.
- 4.2.6.5 Notwithstanding the Effective Date of this Agreement, during the Transition Period, the rates for Comcast Phone's Embedded Base of DS1 and DS3 Dedicated Transport and for Comcast Phone's Excess DS1 and DS3 Dedicated Transport, as described in this Section 4.2 shall be as set forth in Exhibit B and the rates for Comcast Phone's Embedded Base of DS1 and DS3 Entrance Facilities as described in this Section 4.2 shall be as set forth in Exhibit A.
- 4.2.6.6 The Transition Period shall apply only to (1) Comcast Phone's Embedded Base and Embedded Base Entrance Facilities; and (2) Comcast Phone's Excess DS1 and

DS3 Dedicated Transport. Comcast Phone shall not add new Entrance Facilities pursuant to this Agreement. Further, Comcast Phone shall not add new DS1 or DS3 Dedicated Transport as described in this Section 4.2 pursuant to this Agreement, except pursuant to the self-certification process as set forth in Section 1.8 of this Attachment and as set forth in Section 4.2.6.10 below.

- 4.2.6.7 Once a wire center exceeds either of the thresholds set forth in this Section 4.2.6.1 or 4.2.6.4, no future DS1 Dedicated Transport unbundling will be required in that wire center.
- 4.2.6.8 Once a wire center exceeds either of the thresholds set forth in Section 4.2.6.1 or 4.2.6.4, no future DS3 Dedicated Transport will be required in that wire center.
- 4.2.6.9 No later than December 9, 2005 Comcast Phone shall submit spreadsheet(s) identifying all of the Embedded Base of circuits, Embedded Base Entrance Facilities, and Excess DS1 and DS3 Dedicated Transport to be either disconnected or converted to other BellSouth services pursuant to Section 1.9. The Parties shall negotiate a project schedule for the Conversion of the Embedded Base, Embedded Base Entrance Facilities and Excess DS1 and DS3 Dedicated Transport.
- 4.2.6.9.1 If Comcast Phone fails to submit the spreadsheet(s) specified in Section 4.2.6.9 above for all of its Embedded Base, Embedded Base Entrance Facilities and Excess DS1 and DS3 Dedicated Transport prior to December 9, 2005, BellSouth will identify Comcast Phone's remaining Embedded Base, Embedded Base Entrance Facilities and Excess DS1 and DS3 Dedicated Transport, if any, and will transition such circuits to the equivalent tariffed BellSouth service(s). Those circuits identified and transitioned by BellSouth pursuant to this Section 4.2.6.9.1 shall be subject to all applicable disconnect charges as set forth in this Agreement and the full nonrecurring charges for installation of the equivalent tariffed BellSouth service as set forth in BellSouth's tariffs.
- 4.2.6.9.2 For Embedded Base circuits, Embedded Base Entrance Facilities and Excess DS1 and DS3 Dedicated Transport converted pursuant to Section 4.2.6.9 or transitioned pursuant to 4.2.6.9.1, the applicable recurring tariff charge shall apply to each circuit as of the earlier of the date each circuit is converted or transitioned, as applicable, or March 11, 2006.
- 4.2.6.10 Modifications and Updates to the Wire Center List and Subsequent Transition Periods
- 4.2.6.10.1 In the event BellSouth identifies additional wire centers that meet the criteria set forth in Section 4.2.6.1 or 4.2.6.4, but that were not included in the Initial Wire Center List, BellSouth shall include such additional wire centers in CNL. Each such list of additional wire centers shall be considered a Subsequent Wire Center List.

- 4.2.6.10.2 Effective ten (10) business days after the date of a BellSouth CNL providing a Subsequent Wire Center List, BellSouth shall not be required to provide DS1 and DS3 Dedicated Transport, as applicable, in such additional wire center(s), except pursuant to the self-certification process as set forth in Section 1.8 of this Attachment.
- 4.2.6.10.3 For purposes of Section 4.2.6.10, BellSouth shall make available DS1 and DS3 Dedicated Transport that was in service for Comcast Phone in a wire center on the Subsequent Wire Center List as of the tenth (10th) business day after the date of BellSouth's CNL identifying the Subsequent Wire Center List (Subsequent Embedded Base) until 90 days after the tenth (10th) business day from the date of BellSouth's CNL identifying the Subsequent Wire Center List (Subsequent Transition Period).
- 4.2.6.10.4 Subsequent disconnects or loss of End Users shall be removed from the Subsequent Embedded Base.
- 4.2.6.10.5 The rates set forth in Exhibit B shall apply to the Subsequent Embedded Base during the Subsequent Transition Period.
- 4.2.6.10.6 No later than forty (40) days from BellSouth's CNL identifying the Subsequent Wire Center List Comcast Phone shall submit a spreadsheet(s) identifying the Subsequent Embedded Base of circuits to be disconnected or converted to other BellSouth services. The Parties shall negotiate a project schedule for the Conversion of the Subsequent Embedded Base.
- 4.2.6.10.6.1 If Comcast Phone fails to submit the spreadsheet(s) specified in Section 4.2.6.10.6 above for all of its Subsequent Embedded Base within forty (40) days after the date of BellSouth's CNL identifying the Subsequent Wire Center List, BellSouth will identify Comcast Phone's remaining Subsequent Embedded Base, if any, and will transition such circuits to the equivalent tariffed BellSouth service(s). Those circuits identified and transitioned by BellSouth shall be subject to the applicable disconnect charges as set forth in this Agreement and the full nonrecurring charges for installation of the equivalent tariffed BellSouth service as set forth in BellSouth's tariffs.
- 4.2.6.10.7 For Subsequent Embedded Base circuits converted pursuant to Section 4.2.6.10.6 or transitioned pursuant to Section 4.2.6.10.6.1, the applicable recurring tariff charges shall apply as of the earlier of the date each circuit is converted or transitioned, as applicable, or the first day after the end of the Subsequent Transition Period.
- 4.3 BellSouth shall:
 - 4.3.1 Provide Comcast Phone exclusive use of Dedicated Transport to a particular customer or carrier;

- 4.3.2 Provide all technically feasible features, functions, and capabilities of Dedicated Transport as outlined within the technical requirements of this section;
- 4.3.3 Permit, to the extent technically feasible, Comcast Phone to connect Dedicated Transport to equipment designated by Comcast Phone, including but not limited to, Comcast Phone's collocated facilities; and
- 4.3.4 Permit, to the extent technically feasible, Comcast Phone to obtain the functionality provided by BellSouth's digital cross-connect systems.
- 4.4 BellSouth shall offer Dedicated Transport:
 - 4.4.1 As capacity on a shared facility; and
 - 4.4.2 As a circuit (i.e., DS0, DS1, DS3, STS-1) dedicated to Comcast Phone.
- 4.5 Dedicated Transport may be provided over facilities such as optical fiber, copper twisted pair, and coaxial cable, and shall include transmission equipment such as line terminating equipment, amplifiers, and regenerators.
- 4.6 Comcast Phone may obtain a maximum of ten (10) unbundled DS1 Dedicated Transport circuits or twelve (12) unbundled DS3 Dedicated Transport circuits on each route where the respective Dedicated Transport is available as a Network Element. A route is defined as a transmission path between one of BellSouth's wire centers or switches and another of BellSouth's wire centers or switches. A route between two (2) points may pass through one or more intermediate wire centers or switches. Transmission paths between identical end points are the same "route", irrespective of whether they pass through the same intermediate wire centers or switches, if any.
- 4.7 Technical Requirements
 - 4.7.1 BellSouth shall offer DS0 equivalent interface transmission rates for DS0 or voice grade Dedicated Transport. For DS1 or DS3 circuits, Dedicated Transport shall at a minimum meet the performance, availability, jitter, and delay requirements specified for Customer Interface to Central Office (CI to CO) connections in the applicable industry standards.
 - 4.7.2 BellSouth shall offer the following interface transmission rates for Dedicated Transport:
 - 4.7.2.1 DS0 Equivalent;
 - 4.7.2.2 DS1;
 - 4.7.2.3 DS3; and

- 4.7.2.4 SDH (Synchronous Digital Hierarchy) Standard interface rates are in accordance with International Telecommunications Union (ITU) Recommendation G.707 and Plesiochronous Digital Hierarchy (PDH) rates per ITU Recommendation G.704.
- 4.7.2.5 BellSouth shall design Dedicated Transport according to its network infrastructure. Comcast Phone shall specify the termination points for Dedicated Transport.
- 4.7.3 At a minimum, Dedicated Transport shall meet each of the requirements set forth in the applicable industry technical references and BellSouth Technical References;
- 4.7.4 Telcordia TR-TSY-000191 Alarm Indication Signals Requirements and Objectives, Issue 1, May 1986.
- 4.7.4.1 BellSouth's TR73501 LightGate®Service Interface and Performance Specifications, Issue D, June 1995.
- 4.7.4.2 BellSouth's TR73525 MegaLink®Service, MegaLink Channel Service and MegaLink Plus Service Interface and Performance Specifications, Issue C, May 1996.
- 4.8 Unbundled Channelization (Multiplexing)
- 4.8.1 To the extent Comcast Phone is purchasing DS1 or DS3 or STS-1 Dedicated Transport pursuant to this Agreement, Unbundled Channelization (UC) provides the optional multiplexing capability that will allow a DS1 (1.544 Mbps) or DS3 (44.736 Mbps) or STS-1 (51.84 Mbps) Network Elements to be multiplexed or channelized at a BellSouth central office. Channelization can be accomplished through the use of a multiplexer or a digital cross-connect system at the discretion of BellSouth. Once UC has been installed, Comcast Phone may request channel activation on a channelized facility and BellSouth shall connect the requested facilities via COCIs. The COCI must be compatible with the lower capacity facility and ordered with the lower capacity facility. This service is available as defined in NECA 4.
- 4.8.2 BellSouth shall make available the following channelization systems and interfaces:
 - 4.8.2.1 DS1 Channelization System: channelizes a DS1 signal into a maximum of twenty-four (24) DS0s. The following COCI are available: Voice Grade, Digital Data and ISDN.
 - 4.8.2.2 DS3 Channelization System: channelizes a DS3 signal into a maximum of twenty-eight (28) DS1s. A DS1 COCI is available with this system.
 - 4.8.2.3 STS-1 Channelization System: channelizes a STS-1 signal into a maximum of twenty-eight (28) DS1s. A DS1 COCI is available with this system.

4.8.3 Technical Requirements. In order to assure proper operation with BellSouth provided central office multiplexing functionality, Comcast Phone's channelization equipment must adhere strictly to form and protocol standards. Comcast Phone must also adhere to such applicable industry standards for the multiplex channel bank, for voice frequency encoding, for various signaling schemes, and for sub rate digital access.

4.9 Dark Fiber Transport. Dark Fiber Transport is defined as Dedicated Transport that consists of unactivated optical interoffice transmission facilities without attached signal regeneration, multiplexing, aggregation or other electronics. Except as set forth in Section 6.9.1 below, BellSouth shall not be required to provide access to Dark Fiber Transport Entrance Facilities pursuant to this Agreement.

4.9.1 Dark Fiber Loop. Dark Fiber Loop is a Loop as defined in 2.1.1 within an existing fiber optic cable that has not yet been activated through optronics to render it capable of carrying communications services.

Transition for Dark Fiber Loop

4.9.1.1 For purposes of this Section 4.9.1, the Transition Period for Dark Fiber Loops is the eighteen (18) month period beginning March 11, 2005 and ending September 10, 2006.

4.9.1.2 For purposes of this Section 4.9.1, Embedded Base means Dark Fiber Loops that were in service for Comcast Phone as of March 10, 2005. Subsequent disconnects or loss of End Users shall be removed from the Embedded Base.

4.9.1.3 During the Transition Period only, BellSouth shall make available for the Embedded Base Dark Fiber Loops for Comcast Phone at the terms and conditions set forth in this Attachment.

4.9.1.4 Notwithstanding the Effective Date of this Agreement, the rates for Comcast Phone's Embedded Base of Dark Fiber Loops during the Transition Period shall be as set forth in Exhibit A.

4.9.1.5 The Transition Period shall apply only to Comcast Phone's Embedded Base and Comcast Phone shall not add new Dark Fiber Loops pursuant to this Agreement.

4.9.1.6 Effective September 11, 2006, Dark Fiber Loops will no longer be made available pursuant to this Agreement and any remaining Embedded Base will be disconnected.

4.9.1.7 No later than June 10, 2006 Comcast Phone shall submit spreadsheet(s) identifying all of the Embedded Base of circuits to be either disconnected or converted to

other BellSouth services as Conversions pursuant to Section 1.9. The Parties shall negotiate a project schedule for the Conversion of the Embedded Base.

- 4.9.1.7.1 If Comcast Phone fails to submit the spreadsheet(s) specified in Section 4.9.1.7 above for all of its Embedded Base prior to June 10, 2006, BellSouth will identify Comcast Phone's remaining Embedded Base, if any, and will transition such circuits to the equivalent tariffed BellSouth service(s). Those circuits identified and transitioned by BellSouth pursuant to this Section 4.9.1.7.1 shall be subject to all applicable disconnect charges as set forth in this Agreement and the full nonrecurring charges for installation of the equivalent tariffed BellSouth service as set forth in BellSouth's tariffs.
- 4.9.1.8 For Embedded Base circuits converted pursuant to Section 4.9.1.7 or transitioned pursuant to 4.9.1.7.1, the applicable recurring tariff charge shall apply to each circuit as of the earlier of the date each circuit is converted or transitioned, as applicable, or September 11, 2006.
- 4.9.2 Transition for Dark Fiber Transport
- 4.9.2.1 For purposes of this Section 4.9, the Transition Period for Dark Fiber Transport is the eighteen (18) month period beginning March 11, 2005 and ending September 10, 2006.
- 4.9.2.2 For purposes of this Section 4.9, Embedded Base means Dark Fiber Transport that was in service for Comcast Phone as of March 10, 2005. Subsequent disconnects or loss of End Users shall be removed from the Embedded Base.
- 4.9.2.3 For purposes of this Section 4.9, a Business Line is as defined in 47 C.F.R. § 51.5.
- 4.9.2.4 BellSouth shall make available Dark Fiber Transport as defined in this Section 4.9. Notwithstanding anything to the contrary in this Agreement, BellSouth shall make available Dark Fiber Transport as described in this Section 4.9 only for Comcast Phone's Embedded Base during the Transition Period:
 - 4.9.2.4.1 Dark Fiber Transport where both wire centers at the end points of the route contain 24,000 or more Business Lines or three (3) or more Fiber-Based Collocators, Tier 1 or Tier 2.
 - 4.9.2.5 A list of wire centers that BellSouth contends meet the criteria set forth in Section 4.9.1.4 above as of March 10, 2005, ("Initial List") is available on BellSouth's Interconnection Services Web site at www.interconnection.bellsouth.com. Subject to the dispute resolution procedures set forth in section 1.8.1 of this Attachment, Comcast Phone may challenge whether any wire center listed by BellSouth qualifies under the FCC rules by submitting a self-certified application conforming to section 1.8 of this Attachment.

- 4.9.2.6 Notwithstanding the Effective Date of this Agreement, during the Transition Period, the rates for Comcast Phone's Embedded Base of Dark Fiber Transport as described in Section 4.9.1.2 shall be as set forth in Exhibit B and the rates for Comcast Phone's Embedded Base of Dark Fiber Transport Entrance Facilities as described in Section 4.9.2 shall be as set forth in Exhibit A.
- 4.9.2.7 The Transition Period shall apply only to Comcast Phone's Embedded Base of Dark Fiber Transport and Dark Fiber Entrance Facilities and Comcast Phone shall not add new Dark Fiber Transport as described in this Section 4.9 except pursuant to the self-certification process as set forth in Section 1.8 of this Attachment and as set forth in Section 4.9.2.10 below. Further, Comcast Phone shall not add new Dark Fiber Entrance Facilities pursuant to this Agreement.
- 4.9.2.8 Once a wire center exceeds either of the thresholds set forth in this Section 4.9.1.4, no future Dark Fiber Transport unbundling will be required in that wire center.
- 4.9.2.9 No later than June 10, 2006 Comcast Phone shall submit spreadsheet(s) identifying all of the Embedded Base of Dark Fiber Transport and Dark Fiber Entrance Facilities to be either disconnected or converted to other BellSouth services as Conversions pursuant to Section 1.9. The Parties shall negotiate a project schedule for the Conversion of the Embedded Base.
- 4.9.2.9.1 If Comcast Phone fails to submit the spreadsheet(s) specified in Section 4.9.2.9 above for all of its Embedded Base prior to June 10, 2006, BellSouth will identify Comcast Phone's remaining Embedded Base, if any, and will transition such circuits to the equivalent tariffed BellSouth service(s). Those circuits identified and transitioned by BellSouth pursuant to this Section 4.9.2.9.1 shall be subject to all applicable disconnect charges as set forth in this Agreement and the full nonrecurring charges for installation of the equivalent tariffed BellSouth service as set forth in BellSouth's tariffs.
- 4.9.2.9.2 For Embedded Base circuits converted pursuant to Section 4.9.2.9 or transitioned pursuant to 4.9.2.9.1, the applicable recurring tariff charge shall apply to each circuit as of the earlier of the date each circuit is converted or transitioned, as applicable, or September 11, 2006.
- 4.9.2.10 Modifications and Updates to the Wire Center List and Subsequent Transition Periods
- 4.9.2.10.1 In the event BellSouth identifies additional wire centers that meet the criteria set forth in Section 4.9.2.4.1, but that were not included in the Initial Wire Center List, BellSouth shall include such additional wire centers in a CNL. Each such list of additional wire centers shall be considered a "Subsequent Wire Center List".
- 4.9.2.10.2 Effective ten (10) business days after the date of a BellSouth CNL providing a Subsequent Wire Center List, BellSouth shall not be required to provide

unbundled access to Dark Fiber Transport, as applicable, in such additional wire center(s), except pursuant to the self-certification process as set forth in Section 1.8 and 1.8.1 of this Attachment.

- 4.9.2.10.3 For purposes of Section 4.9.2.10, BellSouth shall make available DS1 and DS3 Loops that were in service for Comcast Phone in a wire center on the Subsequent Wire Center List as of the tenth (10th) business day after the date of BellSouth's CNL identifying the Subsequent Wire Center List (Subsequent Embedded Base) until ninety (90) days after the tenth (10th) business day from the date of BellSouth's CNL identifying the Subsequent Wire Center List (Subsequent Transition Period).
- 4.9.2.10.4 Subsequent disconnects or loss of End Users shall be removed from the Subsequent Embedded Base.
- 4.9.2.10.5 The rates set forth in Exhibit B shall apply to the Subsequent Embedded Base during the Subsequent Transition Period.
- 4.9.2.10.6 No later than forty (40) days from BellSouth's CNL identifying the Subsequent Wire Center List Comcast Phone shall submit a spreadsheet(s) identifying the Subsequent Embedded Base of circuits to be disconnected or converted to other BellSouth services. The Parties shall negotiate a project schedule for the Conversion of the Subsequent Embedded Base.
 - 4.9.2.10.6.1 If Comcast Phone fails to submit the spreadsheet(s) specified in Section 4.9.2.10.6 above for all of its Subsequent Embedded Base within forty (40) days after the date of BellSouth's CNL identifying the Subsequent Wire Center List, BellSouth will identify Comcast Phone's remaining Subsequent Embedded Base, if any, and will transition such circuits to the equivalent tariffed BellSouth service(s). Those circuits identified and transitioned by BellSouth shall be subject to the applicable disconnect charges as set forth in this Agreement and the full nonrecurring charges for installation of the equivalent tariffed BellSouth service as set forth in BellSouth's tariffs.
 - 4.9.2.10.6.2 For Subsequent Embedded Base circuits converted pursuant to Section 4.9.2.10.6 or transitioned pursuant to Section 4.9.2.10.6.1, the applicable recurring tariff charges shall apply as of the earlier of the date each circuit is converted or transitioned, as applicable, or the first day after the end of the Subsequent Transition Period.
- 4.10 Rearrangements
 - 4.10.1 A request to move a working Comcast Phone CFA to another Comcast Phone CFA, where both CFAs terminate in the same BellSouth Central Office ("Change in CFA"), shall not constitute the establishment of new service. The applicable rates set forth in Exhibit A.

- 4.10.2 Requests to re-terminate one end of a facility that is not a Change in CFA constitute the establishment of new service and require disconnection of existing service and the applicable rates set forth in Exhibit A shall apply.
- 4.10.3 Upon request of Comcast Phone, BellSouth shall project manage the Change in CFA or re-termination of a facility as described in Sections 6.10.1 and 6.10.2 above and Comcast Phone may request OC-TS for such orders.
- 4.10.4 BellSouth shall accept a Letter of Authorization (LOA) between Comcast Phone and another carrier that will allow Comcast Phone to connect a facility, or Combination that includes Dedicated Transport to the other carrier's collocation space or to another carrier's CFA associated with higher bandwidth transport.

5 Operational Support Systems

- 5.1 BellSouth has developed and made available electronic interfaces by which Comcast Phone may submit LSRs electronically.
- 5.2 LSRs submitted by means of one of these electronic interfaces will incur an OSS electronic ordering charge. An individual LSR will be identified for billing purposes by its Purchase Order Number (PON). LSRs submitted by means other than one of these interactive interfaces (mail, fax, courier, etc.) will incur a manual order charge. All OSS charges are specified in Exhibit A of this Attachment.
- 5.3 Denial/Restoral OSS Charge
- 5.4 In the event Comcast Phone provides a list of customers to be denied and restored, rather than an LSR, each location on the list will require a separate PON and therefore will be billed as one LSR per location.
- 5.5 Cancellation OSS Charge
- 5.6 Comcast Phone will incur an OSS charge for an accepted LSR that is later canceled.
- 5.7 Supplements or clarifications to a previously billed LSR will not incur another OSS charge.
- 5.8 Network Elements and Other Services Manual Additive
- 5.9 The Commissions in some states have ordered per element manual additive nonrecurring charges (NRC) for Network Elements and Other Services ordered by means other than one of the interactive interfaces. These ordered Network Elements and Other Services manual additive NRCs will apply in these states, rather than the charge per LSR. The per element charges are listed in Exhibit A.

6 Call Related Databases

- 6.1 911 and E911 Databases. BellSouth shall provide Comcast Phone with nondiscriminatory access to 911 and E911 databases on an unbundled basis, in accordance with 47 CFR § 51.319 (f).
- 6.2 Automatic Location Identification/Data Management Systems (ALI/DMS). The ALI/DMS Database contains End User information (including name, address, telephone information, and sometimes special information from the local service provider or End User) used to determine to which PSAP to route the call. The ALI/DMS database is used to provide enhanced routing flexibility for E911. Comcast Phone will be required to provide BellSouth daily updates to E911 database. Comcast Phone shall also be responsible for providing BellSouth with complete and accurate data for submission to the 911/E911 database for the purpose of providing 911/E911 service to its End Users.
- 6.3 Technical Requirements. BellSouth shall provide Comcast Phone the capability of providing updates to the ALI/DMS database. BellSouth shall provide error reports from the ALI/DMS database to Comcast Phone after Comcast Phone provides End User information for input into the ALI/DMS database.
- 6.4 Comcast Phone shall conform to the BellSouth standards as described in the CLEC Users Guide to E911 for Facilities Based Providers that is located on the BellSouth Interconnection Web site at <http://www.interconnection.bellsouth.com/guides>.

UNBUNDLED NETWORK ELEMENTS - Florida													Attachment: 2 Exh. A						
CATEGORY	RATE ELEMENTS					Interim	Zone	BCS	USOC	RATES(\$)				Svc Order Submitted Elec per LSR	Svc Order Submitted Manually per LSR	Incremental Charge - Manual Svc Order vs. Electronic-1st	Incremental Charge - Manual Svc Order vs. Electronic-Add'l	Incremental Charge - Manual Svc Order vs. Electronic-Disc 1st	Incremental Charge - Manual Svc Order vs. Electronic-Disc Add'l
										Rec	Nonrecurring		Nonrecurring Disconnect		OSS Rates(\$)				
											First	Add'l	First	Add'l	SOMEC	SOMAN	SOMAN	SOMAN	SOMAN
The "Zone" shown in the sections for stand-alone loops or loops as part of a combination refers to Geographically Deaveraged UNE Zones. To view Geographically Deaveraged UNE Zone Designations by Central Office, refer to internet Website: http://www.interconnection.bellsouth.com/become_a_clec/html/interconnection.htm																			
OPERATIONS SUPPORT SYSTEMS (OSS) - "STATE SPECIFIC RATES"																			
NOTE: (1) CLEC should contact its contract negotiator if it prefers the "regional" OSS charges as offered by BellSouth. The OSS charges currently contained in this rate exhibit are the PSC state ordered "state specific" service ordering charges. CLEC may elect either the state specific Commission ordered rates for the service ordering charges, or CLEC may elect the regional service ordering charge, however, CLEC can not obtain a mixture of the two regardless if CLEC has a interconnection contract established in each of the 9 states.																			
NOTE: (2) Any element that can be ordered electronically will be billed according to the SOMEC rate listed in this category. Please refer to BellSouth's Local Ordering Handbook (LOH) to determine if a product can be ordered electronically. For those elements that cannot be ordered electronically at present per the LOH, the listed SOMEC rate in this category reflects the charge that would be billed to a CLEC once electronic ordering capabilities come on-line for that element. Otherwise, the manual ordering charge, SOMAN, will be applied to a CLECs bill when it submits an LSR to BellSouth.																			
		OSS - Electronic Service Order Charge, Per Local Service Request (LSR) - UNE Only					SOMEC		1.52	0.00	0.20	0.00							
		OSS - Manual Service Order Charge, Per Local Service Request (LSR) - UNE Only					SOMAN		11.90	0.00	1.83	0.00							
UNE SERVICE DATE ADVANCEMENT CHARGE																			
NOTE: The Expedite charge will be maintained commensurate with BellSouth's FCC No.1 Tariff, Section 5 as applicable.																			
		UNE Expedite Charge per Circuit or Line Assignable USOC, per Day				UAL, UEANL, UCL, UEF, UDF, UEQ, UDL, UENTW, UDN, UEA, UHL, ULC, USL, U1T12, U1T48, U1TD1, U1TD3, U1TDX, U1TO3, U1TS1, U1TVX, UC1BC, UC1BL, UC1CC, UC1CL, UC1DC, UC1DL, UC1EC, UC1EL, UC1FC, UC1FL, UC1GC, UC1GL, UC1HC, UC1HL, UDL12, UDL48, UDLO3, UDLSX, UE3, ULD12, ULD48, ULDD1, ULDD3, ULDDX, ULDO3, ULDS1, ULDVX, UNC1X, UNC3X, UNCDX, UNCNX, UNCSX, UNCVX, UNLD1, UNLD3, UXTD1, UXTD3, UXTS1, U1TUC, U1TUD, U1TUB, U1TUA,NTCVG, NTCUD, NTCD1	SDASP		200.00	200.00									
ORDER MODIFICATION CHARGE																			
		Order Modification Charge (OMC)							26.21	0.00	0.00	0.00							
		Order Modification Additional Dispatch Charge (OMCAD)							150.00	0.00	0.00	0.00							
LOOP MODIFICATION																			
SUB-LOOPS																			
Sub-Loop Distribution																			
		Sub-Loop - Per Cross Box Location - CLEC Feeder Facility Set-Up				UEANL, UEF	USBSA		487.23										
		Sub-Loop - Per Cross Box Location - Per 25 Pair Panel Set-Up				UEANL, UEF	USBSB		6.25										
		Sub-Loop - Per Building Equipment Room - CLEC Feeder Facility Set-Up				UEANL	USBSC		169.25										

UNBUNDLED NETWORK ELEMENTS - Florida

CATEGORY	RATE ELEMENTS	Interi m	Zone	BCS	USOC	RATES(\$)				Svc Order Submitted Elec per LSR	Svc Order Submitted Manually per LSR	Incremental Charge - Manual Svc Order vs. Electronic- 1st	Incremental Charge - Manual Svc Order vs. Electronic- Add'l	Incremental Charge - Manual Svc Order vs. Electronic- Disc 1st	Incremental Charge - Manual Svc Order vs. Electronic- Disc Add'l
						Rec	Nonrecurring		Nonrecurring Disconnect		OSS Rates(\$)				
							First	Add'l	First	Add'l	SOMEc	SOMAN	SOMAN	SOMAN	SOMAN
	Sub-Loop - Per Building Equipment Room - Per 25 Pair Panel Set-Up			UEANL	USBSD		38.65								
	Sub-Loop Distribution Per 2-Wire Analog Voice Grade Loop - Zone 1		1	UEANL	USBN2	6.46	60.19	21.78	47.50	5.26					
	Sub-Loop Distribution Per 2-Wire Analog Voice Grade Loop - Zone 2		2	UEANL	USBN2	9.18	60.19	21.78	47.50	5.26					
	Sub-Loop Distribution Per 2-Wire Analog Voice Grade Loop - Zone 3		3	UEANL	USBN2	16.29	60.19	21.78	47.50	5.26					
	Order Coordination for Unbundled Sub-Loops, per sub-loop pair			UEANL	USBMC		9.00	9.00							
	Sub-Loop Distribution Per 4-Wire Analog Voice Grade Loop - Zone 1		1	UEANL	USBN4	7.37	68.83	30.42	49.71	6.60					
	Sub-Loop Distribution Per 4-Wire Analog Voice Grade Loop - Zone 2		2	UEANL	USBN4	10.47	68.83	30.42	49.71	6.60					
	Sub-Loop Distribution Per 4-Wire Analog Voice Grade Loop - Zone 3		3	UEANL	USBN4	18.58	68.83	30.42	49.71	6.60					
	Order Coordination for Unbundled Sub-Loops, per sub-loop pair			UEANL	USBMC		9.00	9.00							
	Sub-Loop 2-Wire Intrabuilding Network Cable (INC)			UEANL	USBR2	3.96	51.84	13.44	47.50	5.26					
	Order Coordination for Unbundled Sub-Loops, per sub-loop pair			UEANL	USBMC		9.00	9.00							
	Sub-Loop 4-Wire Intrabuilding Network Cable (INC)			UEANL	USBR4	9.37	55.91	17.51	49.71	6.60					
	Order Coordination for Unbundled Sub-Loops, per sub-loop pair			UEANL	USBMC		9.00	9.00							
	Loop Testing - Basic 1st Half Hour			UEANL	URET1		48.65	0.00							
	Loop Testing - Basic Additional Half Hour			UEANL	URETA		23.95	23.95							
	2 Wire Copper Unbundled Sub-Loop Distribution - Zone 1		1	UEF	UCS2X	5.15	60.19	21.78	47.50	5.26					
	2 Wire Copper Unbundled Sub-Loop Distribution - Zone 2		2	UEF	UCS2X	7.31	60.19	21.78	47.50	5.26					
	2 Wire Copper Unbundled Sub-Loop Distribution - Zone 3		3	UEF	UCS2X	12.98	60.19	21.78	47.50	5.26					
	Order Coordination for Unbundled Sub-Loops, per sub-loop pair			UEF	USBMC		9.00	9.00							
	4 Wire Copper Unbundled Sub-Loop Distribution - Zone 1		1	UEF	UCS4X	5.36	68.83	30.42	49.71	6.60					
	4 Wire Copper Unbundled Sub-Loop Distribution - Zone 2		2	UEF	UCS4X	7.61	68.83	30.42	49.71	6.60					
	4 Wire Copper Unbundled Sub-Loop Distribution - Zone 3		3	UEF	UCS4X	13.51	68.83	30.42	49.71	6.60					
	Order Coordination for Unbundled Sub-Loops, per sub-loop pair			UEF	USBMC		9.00	9.00							
	Loop Tagging Service Level 1, Unbundled Copper Loop, Non-Designed and Distribution Subloops			UEF, UEANL	URETL		8.93	0.88							
	Loop Testing - Basic 1st Half Hour			UEF	URET1		48.65	0.00							
	Loop Testing - Basic Additional Half Hour			UEF	URETA		23.95	23.95							
	Unbundled Sub-Loop Modification														
	Unbundled Sub-Loop Modification - 2-W Copper Dist Load Coil/Equip Removal per 2-W PR			UEF	ULM2X		10.11	10.11							
	Unbundled Sub-loop Modification - 4-W Copper Dist Load Coil/Equip Removal per 4-W PR			UEF	ULM4X		10.11	10.11							
	Unbundled Loop Modification, Removal of Bridge Tap, per unbundled loop			UEF	ULMBT		15.58	15.58							
	Unbundled Network Terminating Wire (UNTW)														
	Unbundled Network Terminating Wire (UNTW) per Pair			UENTW	UENPP	0.4572	18.02								
	Network Interface Device (NID)														
	Network Interface Device (NID) - 1-2 lines			UENTW	UND12		71.49	48.87							
	Network Interface Device (NID) - 1-6 lines			UENTW	UND16		113.89	89.07							
	Network Interface Device Cross Connect - 2 W			UENTW	UNDC2		7.63	7.63							
	Network Interface Device Cross Connect - 4W			UENTW	UNDC4		7.63	7.63							
UNE OTHER, PROVISIONING ONLY - NO RATE															

UNBUNDLED NETWORK ELEMENTS - Florida													Attachment: 2 Exh. A			
CATEGORY		RATE ELEMENTS	Interim	Zone	BCS	USOC	RATES(\$)				Svc Order Submitted Elec per LSR	Svc Order Submitted Manually per LSR	Incremental Charge - Manual Svc Order vs. Electronic-1st	Incremental Charge - Manual Svc Order vs. Electronic-Add'l	Incremental Charge - Manual Svc Order vs. Electronic-Disc 1st	Incremental Charge - Manual Svc Order vs. Electronic-Disc Add'l
							Rec	Nonrecurring		Nonrecurring Disconnect		OSS Rates(\$)				
								First	Add'l	First	Add'l	SOMEc	SOMAN	SOMAN	SOMAN	SOMAN
		UAL, UCL, UDC, UDL, UDN, UEA, UHL, UEANL, UEF, UEQ, UENTW, NTCVG, NTCUD, NTCDD1, USL				UNECN	0.00	0.00								
		Unbundled Contact Name, Provisioning Only - no rate														
		NID - Dispatch and Service Order for NID installation				UENTW	0.00	0.00								
		UNTW Circuit Establishment, Provisioning Only - No Rate				UENTW	0.00	0.00								
HIGH CAPACITY UNBUNDLED LOCAL LOOP																
NOTE: minimum billing period of three months for DS3/STS-1 Local Loop																
		High Capacity Unbundled Local Loop - DS3 - Per Mile per month			UE3	1L5ND	10.92									
		High Capacity Unbundled Local Loop - DS3 - Facility Termination per month			UE3	UE3PX	386.88	556.37	343.01	139.13	96.84					
		High Capacity Unbundled Local Loop - STS-1 - Per Mile per month			UDLSX	1L5ND	10.92									
		High Capacity Unbundled Local Loop - STS-1 - Facility Termination per month			UDLSX	UDLS1	426.60	556.37	343.01	139.13	96.84					
LOOP MAKE-UP																
		Loop Makeup - Preordering Without Reservation, per working or spare facility queried (Manual).			UMK	UMKLV		52.17	52.17							
		Loop Makeup - Preordering With Reservation, per spare facility queried (Manual).			UMK	UMKLP		55.07	55.07							
		Loop Makeup--With or Without Reservation, per working or spare facility queried (Mechanized)			UMK	UMKMQ		0.6784	0.6784							
UNBUNDLED EXCHANGE ACCESS LOOP																
2-WIRE ANALOG VOICE GRADE LOOP																
		2 Wire Analog Voice Grade Loop-Service Level 1-Line Splitting-Zone 1		1	UEPSR UEPSB	UEALS	10.69	49.57	22.83	25.62	6.57					
		2 Wire Analog Voice Grade Loop-Service Level 1-Line Splitting-Zone 1		1	UEPSR UEPSB	UEABS	10.69	49.57	22.83	25.62	6.57					
		2 Wire Analog Voice Grade Loop- Service Level 1-Line Splitting-Zone 2		2	UEPSR UEPSB	UEALS	15.20	49.57	22.83	25.62	6.57					
		2 Wire Analog Voice Grade Loop- Service Level 1-Line Splitting-Zone 2		2	UEPSR UEPSB	UEABS	15.20	49.57	22.83	25.62	6.57					
		2 Wire Analog Voice Grade Loop-Service Level 1-Line Splitting-Zone 3		3	UEPSR UEPSB	UEALS	26.97	49.57	22.83	25.62	6.57					
		2 Wire Analog Voice Grade Loop-Service Level 1-Line Splitting-Zone 3		3	UEPSR UEPSB	UEABS	26.97	49.57	22.83	25.62	6.57					
PHYSICAL COLLOCATION																
		Physical Collocation-2 Wire Cross Connects (Loop) for Line Splitting			UEPSR UEPSB	PE1LS	0.0276	8.22	7.22	5.74	4.58					
VIRTUAL COLLOCATION																
		Virtual Collocation-2 Wire Cross Connects (Loop) for Line Splitting			UEPSR UEPSB	VE1LS	0.0502	11.57	11.57	0.00	0.00					
UNBUNDLED DEDICATED TRANSPORT																
INTEROFFICE CHANNEL - DEDICATED TRANSPORT																
		Interoffice Channel - Dedicated Transport - 2-Wire Voice Grade - Per Mile per month			U1TVX	1L5XX	0.0091									
		Interoffice Channel - Dedicated Transport- 2- Wire Voice Grade - Facility Termination			U1TVX	U1TV2	25.32	47.35	31.78	18.31	7.03					
		Interoffice Channel - Dedicated Transport- 2-Wire Voice Grade Rev Bat. - Per Mile per month			U1TVX	1L5XX	0.0091									
		Interoffice Channel - Dedicated Transport- 2- Wire VG Rev Bat. - Facility Termination			U1TVX	U1TR2	25.32	47.35	31.78	18.31	7.03					
		Interoffice Channel - Dedicated Transport - 4-Wire Voice Grade - Per Mile per month			U1TVX	1L5XX	0.0091									
		Interoffice Channel - Dedicated Transport - 4- Wire Voice Grade - Facility Termination			U1TVX	U1TV4	22.58	47.35	31.78	18.31	7.03					

UNBUNDLED NETWORK ELEMENTS - Florida

CATEGORY	RATE ELEMENTS	Interim	Zone	BCS	USOC	RATES(\$)				Svc Order Submitted Elec per LSR	Svc Order Submitted Manually per LSR	Incremental Charge - Manual Svc Order vs. Electronic-1st	Incremental Charge - Manual Svc Order vs. Electronic-Add'l	Incremental Charge - Manual Svc Order vs. Electronic-Disc 1st	Incremental Charge - Manual Svc Order vs. Electronic-Disc Add'l	
						Rec	Nonrecurring		Nonrecurring Disconnect		OSS Rates(\$)					
							First	Add'l	First	Add'l	SOMEc	SOMAN	SOMAN	SOMAN	SOMAN	SOMAN
	Wholesale to UNE Switch-As-Is Charge			U1TVX	UNCCC		8.98	8.98	8.98	8.98						
	Interoffice Channel - Dedicated Transport - 56 kbps - per mile per month			U1TDX	1L5XX	0.0091										
	Interoffice Channel - Dedicated Transport - 56 kbps - Facility Termination			U1TDX	U1TD5	18.44	47.35	31.78	18.31	7.03						
	Interoffice Channel - Dedicated Transport - 64 kbps - per mile per month			U1TDX	1L5XX	0.0091										
	Interoffice Channel - Dedicated Transport - 64 kbps - Facility Termination			U1TDX	U1TD6	18.44	47.35	31.78	18.31	7.03						
	Wholesale to UNE Switch-As-Is Charge			U1TDX	UNCCC		8.98	8.98	8.98	8.98						
	Interoffice Channel - Dedicated Channel - DS1 - Per Mile per month			U1TD1	1L5XX	0.1856										
	Interoffice Channel - Dedicated Tranport - DS1 - Facility Termination			U1TD1	U1TF1	88.44	105.54	98.47	21.47	19.05						
	Wholesale to UNE Switch-As-Is Charge			U1TD1	UNCCC		8.98	8.98	8.98	8.98						
	Interoffice Channel - Dedicated Transport - DS3 - Per Mile per month			U1TD3	1L5XX	3.87										
	Interoffice Channel - Dedicated Transport - DS3 - Facility Termination per month			U1TD3	U1TF3	1,071.00	335.46	219.28	72.03	70.56						
	Wholesale to UNE Switch-As-Is Charge			U1TD3	UNCCC		8.98	8.98	8.98	8.98						
UNBUNDLED DARK FIBER																
	Dark Fiber, Per Four Fiber Strands, Per Route Mile Or Fraction Thereof - Interoffice Transport			UDF, UDFCX	1L5DF	26.85	751.34	193.88								
DARK FIBER																
	Dark Fiber, Four Fiber Strands, Per Route Mile or Fraction Thereof per month - Local Channel			UDF, UDFCX	1L5DC	53.87										
	Dark Fiber, Four Fiber Strands, Per Route Mile or Fraction Thereof per month - Local Loop			UDF, UDFCX	1L5DL	53.87										
8XX ACCESS TEN DIGIT SCREENING																
	8XX Access Ten Digit Screening, Per Call					0.0006252										
	8XX Access Ten Digit Screening, w/ 8FL No. Delivery, per query					0.0006252										
	8XX Access Ten Digit Screening, w/ POTS No. Delivery, per query					0.0006252										
LNP Query Service																
	LNP Charge Per query					0.000852										
	LNP Service Establishment Manual						13.83	13.83	12.71	12.71						
	LNP Service Provisioning with Point Code Establishment						655.50	334.88	297.03	218.40						
SIGNALING (CCS7)																
	CCS7 Signaling Usage, Per TCAP Message					0.0000607										
	CCS7 Signaling Usage, Per ISUP Message					0.0000152										
911 PBX LOCATE																
	911 PBX LOCATE DATABASE CAPABILITY															
	Service Establishment per CLEC per End User Account			9PBDC	9PBEU		1,820.00									
	Changes to TN Range or Customer Profile			9PBDC	9PBTN		182.14									
	Per Telephone Number (Monthly)			9PBDC	9PBMM	0.07										
	Change Company (Service Provider) ID			9PBDC	9PBPC		534.66									
	PBX Locate Service Support per CLEC (Monthlt)			9PBDC	9PBMR	178.80										
	Service Order Charge			9PBDC	9PBSC		11.90									
	911 PBX LOCATE TRANSPORT COMPONENT															
	See Att 3															
ENHANCED EXTENDED LINK (EELs)																
NOTE: The monthly recurring and non-recurring charges below will apply and the Switch-As-Is Charge will not apply for UNE combinations provisioned as ' Ordinarily Combined' Network Elements.																
NOTE: The monthly recurring and the Switch-As-Is Charge and not the non-recurring charges below will apply for UNE combinations provisioned as ' Currently Combined' Network Elements.																
EXTENDED 2-WIRE VOICE GRADE EXTENDED LOOP WITH DEDICATED DS1 INTEROFFICE TRANSPORT																
	First 2-Wire VG Loop (SL2) in Combination - Zone 1		1	UNCVX	UEAL2	12.24	127.59	60.54	42.79	2.81						
	First 2-Wire VG Loop (SL2) in Combination - Zone 2		2	UNCVX	UEAL2	17.40	127.59	60.54	42.79	2.81						
	First 2-Wire VG Loop (SL2) in Combination - Zone 3		3	UNCVX	UEAL2	30.87	127.59	60.54	42.79	2.81						

UNBUNDLED NETWORK ELEMENTS - Florida

CATEGORY	RATE ELEMENTS	Interi m	Zone	BCS	USOC	RATES(\$)				Svc Order Submitted Elec per LSR	Svc Order Submitted Manually per LSR	Incremental Charge - Manual Svc Order vs. Electronic- 1st	Incremental Charge - Manual Svc Order vs. Electronic- Add'l	Incremental Charge - Manual Svc Order vs. Electronic- Disc 1st	Incremental Charge - Manual Svc Order vs. Electronic- Disc Add'l
						Rec	Nonrecurring		Nonrecurring Disconnect		OSS Rates(\$)				
							First	Add'l	First	Add'l	SOMEc	SOMAN	SOMAN	SOMAN	SOMAN
	Interoffice Transport - Dedicated - DS1 combination - Per Mile per month			UNC1X	1L5XX	0.1856									
	Interoffice Transport - Dedicated - DS1 combination - Facility Termination per month			UNC1X	U1TF1	88.44	174.46	122.46	45.61	17.95					
	1/0 Channelization System in combination Per Month			UNC1X	MQ1	146.77	51.83	10.75							
	Voice Grade COCI - Per Month			UNCVX	1D1VG	1.38	12.16	8.77	6.71	4.84					
	Each Additional 2-Wire VG Loop (SL 2) in Combination - Zone 1		1	UNCVX	UEAL2	12.24	127.59	60.54	42.79	2.81					
	Each Additional 2-Wire VG Loop (SL 2) in Combination - Zone 2		2	UNCVX	UEAL2	17.40	127.59	60.54	42.79	2.81					
	Each Additional 2-Wire VG Loop (SL 2) in Combination - Zone 3		3	UNCVX	UEAL2	30.87	127.59	60.54	42.79	2.81					
	Voice Grade COCI - Per Month			UNCVX	1D1VG	1.38	12.16	8.77	6.71	4.84					
	Wholesale to UNE, Switch-As-Is Charge			UNC1X	UNCCC		8.98	8.98	8.98	8.98					
EXTENDED 4-WIRE VOICE GRADE EXTENDED LOOP WITH DEDICATED DS1 INTEROFFICE TRANSPORT															
	First 4-Wire Analog Voice Grade Loop in Combination - Zone 1		1	UNCVX	UEAL4	18.89	127.59	60.54	42.79	2.81					
	First 4-Wire Analog Voice Grade Loop in Combination - Zone 2		2	UNCVX	UEAL4	26.84	127.59	60.54	42.79	2.81					
	First 4-Wire Analog Voice Grade Loop in Combination - Zone 3		3	UNCVX	UEAL4	47.62	127.59	60.54	42.79	2.81					
	Interoffice Transport - Dedicated - DS1 combination - Per Mile Per Month			UNC1X	1L5XX	0.1856									
	Interoffice Transport - Dedicated - DS1 - Facility Termination Per Month			UNC1X	U1TF1	88.44	174.46	122.46	45.61	17.95					
	1/0 Channel System in combination Per Month			UNC1X	MQ1	146.77	51.83	10.75							
	Voice Grade COCI in combination - per month			UNCVX	1D1VG	1.38	12.16	8.77	6.71	4.84					
	Additional 4-Wire Analog Voice Grade Loop in same DS1 Interoffice Transport Combination - Zone 1		1	UNCVX	UEAL4	18.89	127.59	60.54	42.79	2.81					
	Additional 4-Wire Analog Voice Grade Loop in same DS1 Interoffice Transport Combination - Zone 2		2	UNCVX	UEAL4	26.84	127.59	60.54	42.79	2.81					
	Additional 4-Wire Analog Voice Grade Loop in same DS1 Interoffice Transport Combination - Zone 3		3	UNCVX	UEAL4	47.62	127.59	60.54	42.79	2.81					
	Additional Voice Grade COCI in combination - per month			UNCVX	1D1VG	1.38	12.16	8.77	6.71	4.84					
	Wholesale to UNE, Switch-As-Is Charge			UNC1X	UNCCC		8.98	8.98	8.98	8.98					
EXTENDED 4-WIRE 56 KBPS EXTENDED DIGITAL LOOP WITH DEDICATED DS1 INTEROFFICE TRANSPORT															
	First 4-Wire 56Kbps Digital Grade Loop in Combination - Zone 1		1	UNCDX	UDL56	22.20	127.59	60.54	42.79	2.81					
	First 4-Wire 56Kbps Digital Grade Loop in Combination - Zone 2		2	UNCDX	UDL56	31.56	127.59	60.54	42.79	2.81					
	First 4-Wire 56Kbps Digital Grade Loop in Combination - Zone 3		3	UNCDX	UDL56	55.99	127.59	60.54	42.79	2.81					
	Interoffice Transport - Dedicated - DS1 combination - Per Mile Per Month			UNC1X	1L5XX	0.1856									
	Interoffice Transport - Dedicated - DS1 - combination Facility Termination Per Month			UNC1X	U1TF1	88.44	174.46	122.46	45.61	17.95					
	1/0 Channel System in combination Per Month			UNC1X	MQ1	146.77	51.83	10.75							
	OCU-DP COCI (data) per month (2.4-64kbs)			UNCDX	1D1DD	2.10	10.07	8.77	6.71	4.84					
	Additional 4-Wire 56Kbps Digital Grade Loop in same DS1 Interoffice Transport Combination - Zone 1		1	UNCDX	UDL56	22.20	127.59	60.54	42.79	2.81					
	Additional 4-Wire 56Kbps Digital Grade Loop in same DS1 Interoffice Transport Combination - Zone 2		2	UNCDX	UDL56	31.56	127.59	60.54	42.79	2.81					
	Additional 4-Wire 56Kbps Digital Grade Loop in same DS1 Interoffice Transport Combination - Zone 3		3	UNCDX	UDL56	55.99	127.59	60.54	42.79	2.81					
	Additional OCU-DP COCI (data) - in combination per month (2.4-64kbs)			UNCDX	1D1DD	2.10	10.07	8.77	6.71	4.84					
	Wholesale to UNE, Switch-As-Is Charge			UNC1X	UNCCC		8.98	8.98	8.98	8.98					
EXTENDED 4-WIRE 64 KBPS EXTENDED DIGITAL LOOP WITH DEDICATED DS1 INTEROFFICE TRANSPORT															

UNBUNDLED NETWORK ELEMENTS - Florida

CATEGORY		RATE ELEMENTS	Interi m	Zone	BCS	USOC	RATES(\$)				Svc Order Submitted Elec per LSR	Svc Order Submitted Manually per LSR	Incremental Charge - Manual Svc Order vs. Electronic- 1st	Incremental Charge - Manual Svc Order vs. Electronic- Add'l	Incremental Charge - Manual Svc Order vs. Electronic- Disc 1st	Incremental Charge - Manual Svc Order vs. Electronic- Disc Add'l	
							Rec	Nonrecurring		Nonrecurring Disconnect		OSS Rates(\$)					
								First	Add'l	First	Add'l	SOMEc	SOMAN	SOMAN	SOMAN	SOMAN	SOMAN
		First 4-Wire 64Kbps Digital Grade Loop in Combination - Zone 1		1	UNCDX	UDL64	22.20	127.59	60.54	42.79	2.81						
		First 4-Wire 64Kbps Digital Grade Loop in Combination - Zone 2		2	UNCDX	UDL64	31.56	127.59	60.54	42.79	2.81						
		First 4-Wire 64Kbps Digital Grade Loop in Combination - Zone 3		3	UNCDX	UDL64	55.99	127.59	60.54	42.79	2.81						
		Interoffice Transport - Dedicated - DS1 combination - Per Mile Per Month			UNC1X	1L5XX	0.1856										
		interoffice Transport - Dedicated - DS1 combination - Facility Termination Per Month			UNC1X	U1TF1	88.44	174.46	122.46	45.61	17.95						
		1/0 Channel System in combination Per Month			UNC1X	MQ1	146.77	51.83	10.75								
		OCU-DP COCI (data) - in combination - per month (2.4-64kbs)			UNCDX	1D1DD	2.10	10.07	8.77	6.71	4.84						
		Additional 4-Wire 64Kbps Digital Grade Loop in same DS1 Interoffice Transport Combination - Zone 1		1	UNCDX	UDL64	22.20	127.59	60.54	42.79	2.81						
		Additional 4-Wire 64Kbps Digital Grade Loop in same DS1 Interoffice Transport Combination - Zone 2		2	UNCDX	UDL64	31.56	127.59	60.54	42.79	2.81						
		Additional 4-Wire 64Kbps Digital Grade Loop in same DS1 Interoffice Transport Combination - Zone 3		3	UNCDX	UDL64	55.99	127.59	60.54	42.79	2.81						
		Additional OCU-DP COCI (data) - in combination - per month (2.4-64kbs)			UNCDX	1D1DD	2.10	10.07	8.77	6.71	4.84						
		Wholesale to UNE, Switch-As-Is Charge			UNC1X	UNCCC		8.98	8.98	8.98	8.98						
EXTENDED 4-WIRE DS1 DIGITAL EXTENDED LOOP WITH DEDICATED DS1 INTEROFFICE TRANSPORT																	
		4-Wire DS1 Digital Loop in Combination - Zone 1		1	UNC1X	USLXX	70.74	217.75	121.62	51.44	14.45						
		4-Wire DS1 Digital Loop in Combination - Zone 2		2	UNC1X	USLXX	100.54	217.75	121.62	51.44	14.45						
		4-Wire DS1 Digital Loop in Combination - Zone 3		3	UNC1X	USLXX	178.39	217.75	121.62	51.44	14.45						
		Interoffice Transport - Dedicated - DS1 combination - Per Mile Per Month			UNC1X	1L5XX	0.1856										
		Interoffice Transport - Dedicated - DS1 combination - Facility Termination Per Month			UNC1X	U1TF1	88.44	174.46	122.46	45.61	17.95						
		Wholesale to UNE, Switch-As-Is Charge			UNC1X	UNCCC		8.98	8.98	8.98	8.98						
EXTENDED 4-WIRE DS1 DIGITAL EXTENDED LOOP WITH DEDICATED DS3 INTEROFFICE TRANSPORT																	
		First DS1Loop in Combination - Zone 1		1	UNC1X	USLXX	70.74	217.75	121.62	51.44	14.45						
		First DS1Loop in Combination - Zone 2		2	UNC1X	USLXX	100.54	217.75	121.62	51.44	14.45						
		First DS1Loop in Combination - Zone 3		3	UNC1X	USLXX	178.39	217.75	121.62	51.44	14.45						
		Interoffice Transport - Dedicated - DS3 combination - Per Mile Per Month			UNC3X	1L5XX	3.87										
		Interoffice Transport - Dedicated - DS3 - Facility Termination per month			UNC3X	U1TF3	1,071.00	314.45	130.88	38.60	18.23						
		3/1Channel System in combination per month			UNC3X	MQ3	211.19	115.60	59.93	5.45	0.00						
		DS1 COCI in combination per month			UNC1X	UC1D1	13.76	10.07	7.08	0.00	0.00						
		Additional DS1Loop in DS3 Interoffice Transport Combination - Zone 1		1	UNC1X	USLXX	70.74	217.75	121.62	51.44	14.45						
		Additional DS1Loop in DS3 Interoffice Transport Combination - Zone 2		2	UNC1X	USLXX	100.54	217.75	121.62	51.44	14.45						
		Additional DS1Loop in DS3 Interoffice Transport Combination - Zone 3		3	UNC1X	USLXX	178.39	217.75	121.62	51.44	14.45						
		Additional DS1 COCI in combination per month			UNC1X	UC1D1	13.76	10.07	7.08	0.00	0.00						
		Wholesale to UNE, Switch-As-Is Charge			UNC3X	UNCCC		8.98	8.98	8.98	8.98						
EXTENDED 2-WIRE VOICE GRADE EXTENDED LOOP/ 2 WIRE VOICE GRADE INTEROFFICE TRANSPORT																	
		2-WireVG Loop in combination - Zone 1		1	UNCVX	UEAL2	12.24	127.59	60.54	42.79	2.81						
		2-WireVG Loop in combination - Zone 2		2	UNCVX	UEAL2	17.40	127.59	60.54	42.79	2.81						
		2-WireVG Loop in combination - Zone 3		3	UNCVX	UEAL2	30.87	127.59	60.54	42.79	2.81						
		Interoffice Transport - 2-wire VG - Dedicated- Per Mile Per Month			UNCVX	1L5XX	0.0091										
		Interoffice Transport - 2-wire VG - Dedicated - Facility Termination per month			UNCVX	U1TV2	25.32	94.70	52.59	50.49	21.53						
		Wholesale to UNE, Switch-As-Is Charge			UNCVX	UNCCC		8.98	8.98	8.98	8.98						
EXTENDED 4-WIRE VOICE GRADE EXTENDED LOOP/ 4 WIRE VOICE GRADE INTEROFFICE TRANSPORT																	
		4-WireVG Loop in combination - Zone 1		1	UNCVX	UEAL4	18.89	127.59	60.54	42.79	2.81						

UNBUNDLED NETWORK ELEMENTS - Florida

CATEGORY	RATE ELEMENTS	Interi m	Zone	BCS	USOC	RATES(\$)					Svc Order Submitted Elec per LSR	Svc Order Submitted Manually per LSR	Incremental Charge - Manual Svc Order vs. Electronic- 1st	Incremental Charge - Manual Svc Order vs. Electronic- Add'l	Incremental Charge - Manual Svc Order vs. Electronic- Disc 1st	Incremental Charge - Manual Svc Order vs. Electronic- Disc Add'l
						Rec	Nonrecurring		Nonrecurring Disconnect		OSS Rates(\$)					
							First	Add'l	First	Add'l	SOMEc	SOMAN	SOMAN	SOMAN	SOMAN	SOMAN
	4-WireVG Loop in combination - Zone 2		2	UNCVX	UEAL4	26.84	127.59	60.54	42.79	2.81						
	4-WireVG Loop in combination - Zone 3		3	UNCVX	UEAL4	47.62	127.59	60.54	42.79	2.81						
	Interoffice Transport - 4-wire VG - Dedicated - Per Mile Per Month			UNCVX	1L5XX	0.0091										
	Interoffice Transport - 4-wire VG - Dedicated - Facility Termination per month			UNCVX	U1TV4	22.58	94.70	52.59	50.49	21.53						
	Wholesale to UNE, Switch-As-Is Charge			UNCVX	UNCCC		8.98	8.98	8.98	8.98						
	EXTENDED DS3 DIGITAL EXTENDED LOOP WITH DEDICATED DS3 INTEROFFICE TRANSPORT															
	DS3 Local Loop in combination - per mile per month			UNC3X	1L5ND	10.92										
	DS3 Local Loop in combination - Facility Termination per month			UNC3X	UE3PX	386.88	249.97	162.05	67.10	26.82						
	Interoffice Transport - Dedicated - DS3 - Per Mile per month			UNC3X	1L5XX	3.87										
	Interoffice Transport - Dedicated - DS3 combination - Facility Termination per month			UNC3X	U1TF3	1,071.00	314.45	130.88	38.60	18.23						
	Wholesale to UNE, Switch-As-Is Charge			UNC3X	UNCCC		8.98	8.98	8.98	8.98						
	EXTENDED STS-1 DIGITAL EXTENDED LOOP WITH DEDICATED STS-1 INTEROFFICE TRANSPORT															
	STS-1 Local Lolo in combination - per mile per month			UNCSX	1L5ND	10.92										
	STS-1 Local Loop in combination - Facility Termination per month			UNCSX	UDLS1	426.60	249.97	162.05	67.10	26.82						
	Interoffice Transport - Dedicated - STS-1 combination - per mile per month			UNCSX	1L5XX	3.87										
	Interoffice Transport - Dedicated - STS-1 combination - Facility Termination per month			UNCSX	U1TFS	1,056.00	314.45	130.88	38.60	18.23						
	Wholesale to UNE, Switch-As-Is Charge			UNCSX	UNCCC		8.98	8.98	8.98	8.98						
	EXTENDED 2-WIRE ISDN EXTENDED LOOP WITH DS1 INTEROFFICE TRANSPORT															
	First 2-Wire ISDN Loop in Combination - Zone 1		1	UNCNX	U1L2X	19.28	127.59	60.60	42.79	2.81						
	First 2-Wire ISDN Loop in Combination - Zone 2		2	UNCNX	U1L2X	27.40	127.59	60.60	42.79	2.81						
	First 2-Wire ISDN Loop in Combination - Zone 3		3	UNCNX	U1L2X	48.62	127.59	60.60	42.79	2.81						
	Interoffice Transport - Dedicated - DS1 combination - per mile per month			UNC1X	1L5XX	0.1856										
	Interoffice Transport - Dedicated - DS1 combination - Facility Termination per month			UNC1X	U1TF1	88.44	174.46	122.46	45.61	17.95						
	1/0 Channel System in combination - per month			UNC1X	MQ1	146.77	51.83	10.75								
	2-wire ISDN COCI (BRITE) - in combination - per month			UNCNX	UC1CA	3.66	12.16	8.77	6.71	4.84						
	Additional 2-wire ISDN Loop in same DS1Interoffice Transport Combination - Zone 1		1	UNCNX	U1L2X	19.28	127.59	60.60	42.79	2.81						
	Additional 2-wire ISDN Loop in same DS1Interoffice Transport Combination - Zone 2		2	UNCNX	U1L2X	27.40	127.59	60.60	42.79	2.81						
	Additional 2-wire ISDN Loop in same DS1Interoffice Transport Combination - Zone 3		3	UNCNX	U1L2X	48.62	127.59	60.60	42.79	2.81						
	Additional 2-wire ISDN COCI (BRITE) - in combination- per month			UNCNX	UC1CA	3.66	12.16	8.77	6.71	4.84						
	Wholesale to UNE, Switch-As-Is Charge			UNC1X	UNCCC		8.98	8.98	8.98	8.98						
	EXTENDED 4-WIRE DS1 DIGITAL EXTENDED LOOP WITH DEDICATED STS-1 INTEROFFICE TRANSPORT															
	First DS1 Loop Combination - Zone 1		1	UNC1X	USLXX	70.74	217.75	121.62	51.44	14.45						
	First DS1 Loop Combination - Zone 2		2	UNC1X	USLXX	100.54	217.75	121.62	51.44	14.45						
	First DS1 Loop Combination - Zone 3		3	UNC1X	USLXX	178.39	217.75	121.62	51.44	14.45						
	Interoffice Transport - Dedicated - STS-1 combination - Per Mile Per Month			UNCSX	1L5XX	3.87										
	Interoffice Transport - Dedicated - STS-1 combination - Facility Termination per month			UNCSX	U1TFS	1,056.00	314.45	130.88	38.60	18.23						
	3/1 Channel System in combination per month			UNCSX	MQ3	211.19	115.60	59.93	5.45	0.00						
	DS1 COCI in combination per month			UNC1X	UC1D1	13.76	10.07	7.08	0.00	0.00						
	Additional DS1Loop in the same STS-1 Interoffice Transport Combination - Zone 1		1	UNC1X	USLXX	70.74	217.75	121.62	51.44	14.45						
	Additional DS1Loop in the same STS-1 Interoffice Transport Combination - Zone 2		2	UNC1X	USLXX	100.54	217.75	121.62	51.44	14.45						
	Additional DS1Loop in the same STS-1 Interoffice Transport Combination - Zone 3		3	UNC1X	USLXX	178.39	217.75	121.62	51.44	14.45						

UNBUNDLED NETWORK ELEMENTS - Florida

CATEGORY	RATE ELEMENTS	Interi m	Zone	BCS	USOC	RATES(\$)					Svc Order Submitted Elec per LSR	Svc Order Submitted Manually per LSR	Incremental Charge - Manual Svc Order vs. Electronic- 1st	Incremental Charge - Manual Svc Order vs. Electronic- Add'l	Incremental Charge - Manual Svc Order vs. Electronic- Disc 1st	Incremental Charge - Manual Svc Order vs. Electronic- Disc Add'l
						Rec	Nonrecurring		Nonrecurring Disconnect		OSS Rates(\$)					
							First	Add'l	First	Add'l	SOMEc	SOMAN	SOMAN	SOMAN	SOMAN	SOMAN
	DS1 COCI in combination per month			UNC1X	UC1D1	13.76	10.07	7.08	0.00	0.00						
	Wholesale to UNE, Switch-As-Is Charge			UNCSX	UNCCC		8.98	8.98	8.98	8.98						
	EXTENDED 4-WIRE 56 KBPS DIGITAL EXTENDED LOOP WITH 56 KBPS INTEROFFICE TRANSPORT															
	4-wire 56 kbps Local Loop in combination - Zone 1		1	UNCDX	UDL56	22.20	127.59	60.54	42.79	2.81						
	4-wire 56 kbps Local Loop in combination - Zone 2		2	UNCDX	UDL56	31.56	127.59	60.54	42.79	2.81						
	4-wire 56 kbps Local Loop in combination - Zone 3		3	UNCDX	UDL56	55.99	127.59	60.54	42.79	2.81						
	Interoffice Transport - Dedicated - 4-wire 56 kbps combination - Per Mile per month			UNCDX	1L5XX	0.0091										
	Interoffice Transport - Dedicated - 4-wire 56 kbps combination - Facility Termination per month			UNCDX	U1TD5	18.44	94.70	52.59	50.49	21.53						
	Wholesale to UNE, Switch-As-Is Charge			UNCDX	UNCCC		8.98	8.98	8.98	8.98						
	EXTENDED 4-WIRE 64 KBPS DIGITAL EXTENDED LOOP WITH 64 KBPS INTEROFFICE TRANSPORT															
	4-wire 64 kbps Local Loop in Combination - Zone 1		1	UNCDX	UDL64	22.20	127.59	60.54	42.79	2.81						
	4-wire 64 kbps Local Loop in Combination - Zone 2		2	UNCDX	UDL64	31.56	127.59	60.54	42.79	2.81						
	4-wire 64 kbps Local Loop in Combination - Zone 3		3	UNCDX	UDL64	55.99	127.59	60.54	42.79	2.81						
	Interoffice Transport - Dedicated - 4-wire 64 kbps combination - Per Mile per month			UNCDX	1L5XX	0.0091										
	Interoffice Transport - Dedicated - 4-wire 64 kbps combination - Facility Termination per month			UNCDX	U1TD6	18.44	94.70	52.59	50.49	21.53						
	Wholesale to UNE, Switch-As-Is Charge			UNCDX	UNCCC		8.98	8.98	8.98	8.98						
	EXTENDED 2-WIRE VOICE GRADE LOOP WITH DS1 INTEROFFICE TRANSPORT w/ 3/1 MUX															
	First 2-wire VG Loop (SL2) in Combination - Zone 1		1	UNCVX	UEAL2	12.24	127.59	60.54	42.79	2.81						
	First 2-wire VG Loop (SL2) in Combination - Zone 2		2	UNCVX	UEAL2	17.40	127.59	60.54	42.79	2.81						
	First 2-wire VG Loop (SL2) in Combination - Zone 3		3	UNCVX	UEAL2	30.87	127.59	60.54	42.79	2.81						
	First Interoffice Transport - Dedicated - DS1 combination - Per Mile			UNC1X	1L5XX	0.1856										
	First Interoffice Transport - Dedicated - DS1 combination - Facility Termination per month			UNC1X	U1TF1	88.44	174.46	122.46	45.61	17.95						
	Per each DS1 Channelization System Per Month			UNC1X	MQ1	146.77	51.83	10.75								
	Per each Voice Grade COCI - Per Month per month			UNCVX	1D1VG	1.38	12.16	8.77	6.71	4.84						
	3/1 Channel System in combination per month			UNC3X	MQ3	211.19	115.60	59.93	5.45	0.00						
	Per each DS1 COCI in combination per month			UNC1X	UC1D1	13.76	10.07	7.08	0.00	0.00						
	Each Additional 2-Wire VG Loop(SL 2) in the same DS1 Interoffice Transport Combination - Zone 1		1	UNCVX	UEAL2	12.24	127.59	60.54	42.79	2.81						
	Each Additional 2-Wire VG Loop(SL2) in the same DS1 Interoffice Transport Combination - Zone 2		2	UNCVX	UEAL2	17.40	127.59	60.54	42.79	2.81						
	Each Additional 2-Wire VG Loop(SL2) in the same DS1 Interoffice Transport Combination - Zone 3		3	UNCVX	UEAL2	30.87	127.59	60.54	42.79	2.81						
	Each Additional Voice Grade COCI in combination - per month			UNCVX	1D1VG	1.38	12.16	8.77	6.71	4.84						
	Each Additional DS1 Interoffice Channel per mile in same 3/1 Channel System per month			UNC1X	1L5XX	0.1856										
	Each Additional DS1 Interoffice Channel Facility Termination in same 3/1 Channel System per month			UNC1X	U1TF1	88.44	174.46	122.46	45.61	17.95						
	Each Additional DS1 COCI combination per month			UNC1X	UC1D1	13.76	10.07	7.08	0.00	0.00						
	Wholesale to UNE, Switch-As-Is Charge			UNC1X	UNCCC		8.98	8.98	8.98	8.98						
	EXTENDED 4-WIRE VOICE GRADE LOOP WITH DEDICATED DS1 INTEROFFICE TRANSPORT w/ 3/1 MUX															
	First 4-Wire Analog Voice Grade Local Loop in Combination - Zone 1		1	UNCVX	UEAL4	18.89	127.59	60.54	42.79	2.81						
	First 4-Wire Analog Voice Grade Local Loop in Combination - Zone 2		2	UNCVX	UEAL4	26.84	127.59	60.54	42.79	2.81						
	First 4-Wire Analog Voice Grade Local Loop in Combination - Zone 3		3	UNCVX	UEAL4	47.62	127.59	60.54	42.79	2.81						
	First Interoffice Transport - Dedicated - DS1 combination - Per Mile Per Month			UNC1X	1L5XX	0.1856										
	First Interoffice Transport - Dedicated - DS1 - Facility Termination Per Month			UNC1X	U1TF1	88.44	174.46	122.46	45.61	17.95						
	Per each 1/0 Channel System in combination Per Month			UNC1X	MQ1	146.77	51.83	10.75								
	Per each Voice Grade COCI in combination - per month			UNCVX	1D1VG	1.38	12.16	8.77	6.71	4.84						
	3/1 Channel System in combination per month			UNC3X	MQ3	211.19	115.60	59.93	5.45	0.00						

UNBUNDLED NETWORK ELEMENTS - Florida

CATEGORY	RATE ELEMENTS	Interi m	Zone	BCS	USOC	RATES(\$)					Svc Order Submitted Elec per LSR	Svc Order Submitted Manually per LSR	Incremental Charge - Manual Svc Order vs. Electronic- 1st	Incremental Charge - Manual Svc Order vs. Electronic- Add'l	Incremental Charge - Manual Svc Order vs. Electronic- Disc 1st	Incremental Charge - Manual Svc Order vs. Electronic- Disc Add'l
						Rec	Nonrecurring		Nonrecurring Disconnect		OSS Rates(\$)					
							First	Add'l	First	Add'l	SOMEc	SOMAN	SOMAN	SOMAN	SOMAN	SOMAN
	Per each DS1 COCI in combination per month			UNC1X	UC1D1	13.76	10.07	7.08	0.00	0.00						
	Additional 4-Wire Analog Voice Grade Loop in same DS1 Interoffice Transport Combination - Zone 1		1	UNCVX	UEAL4	18.89	127.59	60.54	42.79	2.81						
	Additional 4-Wire Analog Voice Grade Loop in same DS1 Interoffice Transport Combination - Zone 2		2	UNCVX	UEAL4	26.84	127.59	60.54	42.79	2.81						
	Additional 4-Wire Analog Voice Grade Loop in same DS1 Interoffice Transport Combination - Zone 3		3	UNCVX	UEAL4	47.62	127.59	60.54	42.79	2.81						
	Each Additional DS1 Interoffice Channel per mile in same 3/1 Channel System per month			UNC1X	1L5XX	0.1856										
	Each Additional DS1 Interoffice Channel Facility Termination in same 3/1 Channel System per month			UNC1X	U1TF1	88.44	174.46	122.46	45.61	17.95						
	Additional Voice Grade COCI - in combination - per month			UNCVX	1D1VG	1.38	12.16	8.77	6.71	4.84						
	Wholesale to UNE, Switch-As-Is Charge			UNC1X	UNCCC		8.98	8.98	8.98	8.98						
EXTENDED 4-WIRE 56 KBPS DIGITAL LOOP WITH DEDICATED DS1 INTEROFFICE TRANSPORT w/ 3/1 MUX																
	First 4-Wire 56Kbps Digital Grade Local Loop in Combination - Zone 1		1	UNCDX	UDL56	22.20	127.59	60.54	42.79	2.81						
	First 4-Wire 56Kbps Digital Grade Local Loop in Combination - Zone 2		2	UNCDX	UDL56	31.56	127.59	60.54	42.79	2.81						
	First 4-Wire 56Kbps Digital Grade Local Loop in Combination - Zone 3		3	UNCDX	UDL56	55.99	127.59	60.54	42.79	2.81						
	First Interoffice Transport - Dedicated - DS1 combination - Per Mile Per Month			UNC1X	1L5XX	0.1856										
	First Interoffice Transport - Dedicated - DS1 - combination Facility Termination Per Month			UNC1X	U1TF1	88.44	174.46	122.46	45.61	17.95						
	Per each 1/0 Channel System in combination Per Month			UNC1X	MQ1	146.77	51.83	10.75								
	Per each OCU-DP COCI (data) COCI per month (2.4-64kbs)			UNCDX	1D1DD	2.10	10.07	8.77	6.71	4.84						
	3/1 Channel System in combination per month			UNC3X	MQ3	211.19	115.60	59.93	5.45	0.00						
	Per each DS1 COCI in combination per month			UNC1X	UC1D1	13.76	10.07	7.08	0.00	0.00						
	Additional 4-Wire 56Kbps Digital Grade Loop in same DS1 Interoffice Transport Combination - Zone 1		1	UNCDX	UDL56	22.20	127.59	60.54	42.79	2.81						
	Additional 4-Wire 56Kbps Digital Grade Loop in same DS1 Interoffice Transport Combination - Zone 2		2	UNCDX	UDL56	31.56	127.59	60.54	42.79	2.81						
	Additional 4-Wire 56Kbps Digital Grade Loop in same DS1 Interoffice Transport Combination - Zone 3		3	UNCDX	UDL56	55.99	127.59	60.54	42.79	2.81						
	OCU-DP COCI (data) COCI in combination per month (2.4-64kbs)			UNCDX	1D1DD	2.10	10.07	8.77	6.71	4.84						
	Each Additional DS1 Interoffice Channel per mile in same 3/1 Channel System per month			UNC1X	1L5XX	0.1856										
	Each Additional DS1 Interoffice Channel Facility Termination in same 3/1 Channel System per month			UNC1X	U1TF1	88.44	174.46	122.46	45.61	17.95						
	Each Additional DS1 COCI in the same 3/1 channel system combination per month			UNC1X	UC1D1	13.76	10.07	7.08	0.00	0.00						
	Wholesale to UNE, Switch-As-Is Charge			UNC1X	UNCCC		8.98	8.98	8.98	8.98						
EXTENDED 4-WIRE 64 KBPS DIGITAL LOOP WITH DEDICATED DS1 INTEROFFICE TRANSPORT w/ 3/1 MUX																
	First 4-Wire 64Kbps Digital Grade Loop in a DS1 Interoffice Transport Combination - Zone 1		1	UNCDX	UDL64	22.20	127.59	60.54	42.79	2.81						
	First 4-Wire 64Kbps Digital Grade Loop in a DS1 Interoffice Transport Combination - Zone 2		2	UNCDX	UDL64	31.56	127.59	60.54	42.79	2.81						
	First 4-Wire 64Kbps Digital Grade Loop in a DS1 Interoffice Transport Combination - Zone 3		3	UNCDX	UDL64	55.99	127.59	60.54	42.79	2.81						
	First Interoffice Transport - Dedicated - DS1 combination - Per Mile Per Month			UNC1X	1L5XX	0.1856										
	First Interoffice Transport - Dedicated - DS1 combination - Facility Termination Per Month			UNC1X	U1TF1	88.44	174.46	122.46	45.61	17.95						
	Per each Channel System 1/0 in combination Per Month			UNC1X	MQ1	146.77	51.83	10.75								
	Per each OCU-DP COCI (data) in combination - per month (2.4-64kbs)			UNCDX	1D1DD	2.10	10.07	8.77	6.71	4.84						
	3/1 Channel System in combination per month			UNC3X	MQ3	211.19	115.60	59.93	5.45	0.00						
	Per each DS1 COCI in combination per month			UNC1X	UC1D1	13.76	10.07	7.08	0.00	0.00						

UNBUNDLED NETWORK ELEMENTS - Florida

CATEGORY	RATE ELEMENTS	Interi m	Zone	BCS	USOC	RATES(\$)					Svc Order Submitted Elec per LSR	Svc Order Submitted Manually per LSR	Incremental Charge - Manual Svc Order vs. Electronic- 1st	Incremental Charge - Manual Svc Order vs. Electronic- Add'l	Incremental Charge - Manual Svc Order vs. Electronic- Disc 1st	Incremental Charge - Manual Svc Order vs. Electronic- Disc Add'l
						Rec	Nonrecurring		Nonrecurring Disconnect		OSS Rates(\$)					
							First	Add'l	First	Add'l	SOMEc	SOMAN	SOMAN	SOMAN	SOMAN	SOMAN
	Additional 4-Wire 64Kbps Digital Grade Loop in same DS1 Interoffice Transport Combination - Zone 1		1	UNCDX	UDL64	22.20	127.59	60.54	42.79	2.81						
	Additional 4-Wire 64Kbps Digital Grade Loop in same DS1 Interoffice Transport Combination - Zone 2		2	UNCDX	UDL64	31.56	127.59	60.54	42.79	2.81						
	Additional 4-Wire 64Kbps Digital Grade Loop in same DS1 Interoffice Transport Combination - Zone 3		3	UNCDX	UDL64	55.99	127.59	60.54	42.79	2.81						
	Additional OCU-DP COCI (data) - DS1 to DS0 Channel System combination - per month (2.4-64kbs)			UNCDX	1D1DD	2.10	10.07	8.77	6.71	4.84						
	Each Additional DS1 Interoffice Channel per mile in same 3/1 Channel System per month			UNC1X	1L5XX	0.1856										
	Each Additional DS1 Interoffice Channel Facility Termination in same 3/1 Channel System per month			UNC1X	U1TF1	88.44	174.46	122.46	45.61	17.95						
	Each Additional DS1 COCI in the same 3/1 channel system combination per month			UNC1X	UC1D1	13.76	10.07	7.08	0.00	0.00						
	Wholesale to UNE, Switch-As-Is Charge			UNC1X	UNCCC		8.98	8.98	8.98	8.98						
EXTENDED 2-WIRE ISDN LOOP WITH DS1 INTEROFFICE TRANSPORT w/ 3/1 MUX																
	First 2-Wire ISDN Loop in a DS1 Interoffice Combination Transport - Zone 1		1	UNCNX	U1L2X	19.28	127.59	60.60	42.79	2.81						
	First 2-Wire ISDN Loop in a DS1 Interoffice Combination Transport - Zone 2		2	UNCNX	U1L2X	27.40	127.59	60.60	42.79	2.81						
	First 2-Wire ISDN Loop in a DS1 Interoffice Combination Transport - Zone 3		3	UNCNX	U1L2X	48.62	127.59	60.60	42.79	2.81						
	First Interoffice Transport - Dedicated - DS1 combination - Per Mile per month			UNC1X	1L5XX	0.1856										
	First Interoffice Transport - Dedicated - DS1 combination - Facility Termination per month			UNC1X	U1TF1	88.44	174.46	122.46	45.61	17.95						
	Per each Channel System 1/0 in combination - per month			UNC1X	MQ1	146.77	51.83	10.75								
	Per each 2-wire ISDN COCI (BRITE) in combination - per month			UNCNX	UC1CA	3.66	12.16	8.77	6.71	4.84						
	3/1 Channel System in combination per month			UNC3X	MQ3	211.19	115.60	59.93	5.45	0.00						
	Per each DS1 COCI in combination per month			UNC1X	UC1D1	13.76	10.07	7.08	0.00	0.00						
	Additional 2-wire ISDN Loop in same DS1Interoffice Transport Combination - Zone 1		1	UNCNX	U1L2X	19.28	127.59	60.60	42.79	2.81						
	Additional 2-wire ISDN Loop in same DS1Interoffice Transport Combination - Zone 2		2	UNCNX	U1L2X	27.40	127.59	60.60	42.79	2.81						
	Additional 2-wire ISDN Loop in same DS1Interoffice Transport Combination - Zone 3		3	UNCNX	U1L2X	48.62	127.59	60.60	42.79	2.81						
	Additional 2-wire ISDN COCI (BRITE) in same 1/0 channel system combination- per month			UNCNX	UC1CA	3.66	12.16	8.77	6.71	4.84						
	Each Additional DS1 Interoffice Channel per mile in same 3/1 Channel System per month			UNC1X	1L5XX	0.1856										
	Each Additional DS1 Interoffice Channel Facility Termination in same 3/1 Channel System per month			UNC1X	U1TF1	88.44	174.46	122.46	45.61	17.95						
	Each Additional DS1 COCI in the same 3/1 channel system combination per month			UNC1X	UC1D1	13.76	10.07	7.08	0.00	0.00						
	Wholesale to UNE, Switch-As-Is Charge			UNC1X	UNCCC		8.98	8.98	8.98	8.98						
EXTENDED 4-WIRE DS1 LOOP WITH DEDICATED DS1 INTEROFFICE TRANSPORT w/ 3/1 MUX																
	First 4-wire DS1 Digital Lcoal Loop in Combination - Zone 1		1	UNC1X	USLXX	70.74	217.75	121.62	51.44	14.45						
	First 4-wire DS1 Digital Lcoal Loop in Combination - Zone 2		2	UNC1X	USLXX	100.54	217.75	121.62	51.44	14.45						
	First 4-wire DS1 Digital Lcoal Loop in Combination - Zone 3		3	UNC1X	USLXX	178.39	217.75	121.62	51.44	14.45						
	First Interoffice Transport - Dedicated - DS1 combination - Per Mile Per Month			UNC1X	1L5XX	0.1856										
	First Interoffice Transport - Dedicated - DS1 combination - Facility Termination Per Month			UNC1X	U1TF1	88.44	174.46	122.46	45.61	17.95						
	3/1 Channel System in combination per month			UNC3X	MQ3	211.19	115.60	59.93	5.45	0.00						
	Per each DS1 COCI combination per month			UNC1X	UC1D1	13.76	10.07	7.08	0.00	0.00						
	Each Additional DS1 Interoffice Channel per mile in same 3/1 Channel System per month			UNC1X	1L5XX	0.1856										

UNBUNDLED NETWORK ELEMENTS - Florida

CATEGORY	RATE ELEMENTS	Interim	Zone	BCS	USOC	RATES(\$)					Svc Order Submitted Elec per LSR	Svc Order Submitted Manually per LSR	Incremental Charge - Manual Svc Order vs. Electronic-1st	Incremental Charge - Manual Svc Order vs. Electronic-Add'l	Incremental Charge - Manual Svc Order vs. Electronic-Disc 1st	Incremental Charge - Manual Svc Order vs. Electronic-Disc Add'l
						Rec	Nonrecurring		Nonrecurring Disconnect		OSS Rates(\$)					
							First	Add'l	First	Add'l	SOMEc	SOMAN	SOMAN	SOMAN	SOMAN	SOMAN
	Each Additional DS1 Interoffice Channel Facility Termination in same 3/1 Channel System per month			UNC1X	U1TF1	88.44	174.46	122.46	45.61	17.95						
	Each Additional DS1 COCI in the same 3/1 channel system combination per month			UNC1X	UC1D1	13.76	10.07	7.08	0.00	0.00						
	Additional 4-Wire DS1 Digital Local Loop in Combination - Zone 1		1	UNC1X	USLXX	70.74	217.75	121.62	51.44	14.45						
	Additional 4-Wire DS1 Digital Local Loop in Combination - Zone 2		2	UNC1X	USLXX	100.54	217.75	121.62	51.44	14.45						
	Additional 4-Wire DS1 Digital Local Loop in Combination - Zone 3		3	UNC1X	USLXX	178.39	217.75	121.62	51.44	14.45						
	Wholesale to UNE, Switch-As-Is Charge			UNC1X	UNCCC		8.98	8.98	8.98	8.98						
EXTENDED 4-WIRE 56 KBPS DIGITAL EXTENDED LOOP WITH DS0 INTEROFFICE TRANSPORT																
	First 4-wire 56 kbps Local Loop in combination - Zone 1		1	UNCDX	UDL56	22.20	127.59	60.54	42.79	2.81						
	First 4-wire 56 kbps Local Loop in combination - Zone 2		2	UNCDX	UDL56	31.56	127.59	60.54	42.79	2.81						
	First 4-wire 56 kbps Local Loop in combination - Zone 3		3	UNCDX	UDL56	55.99	127.59	60.54	42.79	2.81						
	First 4-wire 56 kbps Interoffice Transport - Dedicated - Per Mile per month			UNCDX	1L5XX	0.0091										
	First 4-wire 56 kbps Interoffice Transport - Dedicated - Facility Termination per month			UNCDX	U1TD5	18.44	94.70	52.59	50.49	21.53						
	Wholesale to UNE, Switch-As-Is Charge			UNCDX	UNCCC		8.98	8.98	8.98	8.98						
EXTENDED 4-WIRE 64 KBPS DIGITAL EXTENDED LOOP WITH DS0 INTEROFFICE TRANSPORT																
	First 4-wire 64 kbps Local Loop in combination - Zone 1		1	UNCDX	UDL64	22.20	127.59	60.54	42.79	2.81						
	First 4-wire 64 kbps Local Loop in combination - Zone 2		2	UNCDX	UDL64	31.56	127.59	60.54	42.79	2.81						
	First 4-wire 64 kbps Local Loop in combination - Zone 3		3	UNCDX	UDL64	55.99	127.59	60.54	42.79	2.81						
	First 4-wire 65 kbps Interoffice Transport - Dedicated - Per Mile per month			UNCDX	1L5XX	0.0091										
	First 4-wire 64 kbps Interoffice Transport - Dedicated - Facility Termination per month			UNCDX	U1TD6	18.44	94.70	52.59	50.49	21.53						
	Wholesale to UNE, Switch-As-Is Charge			UNCDX	UNCCC		8.98	8.98	8.98	8.98						
ADDITIONAL NETWORK ELEMENTS																
When used as a part of a currently combined facility, the non-recurring charges do not apply, but a Switch As Is charge does apply.																
When used as ordinarily combined network elements in All States, the non-recurring charges apply and the Switch As Is Charge does not.																
Nonrecurring Currently Combined Network Elements "Switch As Is" Charge																
	Wholesale to UNE, Switch-As-Is Conversion Charge, 2/4-wire VG			UNCVX	UNCCC		8.98	8.98	8.98	8.98						
	Wholesale to UNE, Switch-As-Is Conversion Charge, 4-wire VG			UNCDX	UNCCC		8.98	8.98	8.98	8.98						
	Wholesale to UNE, Switch-As-Is Conversion Charge, DS1			UNC1X	UNCCC		8.98	8.98	8.98	8.98						
	Wholesale to UNE, Switch-As-Is Conversion Charge, DS3			UNC3X	UNCCC		8.98	8.98	8.98	8.98						
	Wholesale to UNE, Switch-As-Is Conversion Charge, STS-1			UNCSX	UNCCC		8.98	8.98	8.98	8.98						
Optional Features & Functions:																
	Clear Channel Capability Extended Frame Option - per DS1	I		U1TD1, ULDD1, UNC1X	CCOEF		0.00	0.00	0.00	0.00						
	Clear Channel Capability Super FrameOption - per DS1	I		U1TD1, ULDD1, UNC1X	CCOSF		0.00	0.00	0.00	0.00						
	Clear Channel Capability (SF/ESF) Option - Subsequent Activity - per DS1	I		ULDD1, U1TD1, UNC1X, USL	NRCCC		184.92	23.82	2.07	0.80						
	C-bit Parity Option - Subsequent Activity - per DS3	i		U1TD3, ULDD3, UE3, UNC3X	NRCC3		219.09	7.67	0.773	0.00						
MULTIPLEXER Interfaces																
	DS1 to DS0 Channel System per month			UNC1X	MQ1	146.77	51.83	10.75								
	Wholesale to UNE, Switch-As-Is Conversion Charge, 1/0 Channel System			UNC1X	UNCCC		8.98	8.98	8.98	8.98						
	OCU-DP COCI (data) - DS1 to DS0 Channel System - per month (2.4-64kbs) used for a Local Loop			UDL	1D1DD	2.10	10.07	7.08								
	OCU-DP COCI (data) - DS1 to DS0 Channel System - per month (2.4-64kbs) used for connection to a channelized DS1 Local Channel in the same SWC as collocation			U1TUD	1D1DD	2.10	10.07	7.08	0.00	0.00						

UNBUNDLED NETWORK ELEMENTS - Florida											Attachment: 2 Exh. A					
CATEGORY	RATE ELEMENTS	Interim	Zone	BCS	USOC	RATES(\$)				Svc Order Submitted Elec per LSR	Svc Order Submitted Manually per LSR	Incremental Charge - Manual Svc Order vs. Electronic-1st	Incremental Charge - Manual Svc Order vs. Electronic-Add'l	Incremental Charge - Manual Svc Order vs. Electronic-Disc 1st	Incremental Charge - Manual Svc Order vs. Electronic-Disc Add'l	
						Rec	Nonrecurring		Nonrecurring Disconnect		OSS Rates(\$)					
							First	Add'l	First	Add'l	SOMECD	SOMAN	SOMAN	SOMAN	SOMAN	SOMAN
	2-wire ISDN COCI (BRITE) - DS1 to DS0 Channel System - per month for a Local Loop			UDN	UC1CA	3.66	10.07	7.08								
	2-wire ISDN COCI (BRITE) - DS1 to DS0 Channel System - per month used for connection to a channelized DS1 Local Channel in the same SWC as collocation			U1TUB	UC1CA	3.66	10.07	7.08	0.00	0.00						
	Voice Grade COCI - DS1 to DS0 Channel System - per month used for a Local Loop			UEA	1D1VG	1.38	10.07	7.08								
	Voice Grade COCI - DS1 to DS0 Channel System - per month used for connection to a channelized DS1 Local Channel in the same SWC as collocation			U1TUC	1D1VG	1.38	10.07	7.08	0.00	0.00						
	DS3 to DS1 Channel System per month			UNC3X	MQ3	211.19	115.60	59.93	5.45	0.00						
	Wholesale to UNE, Switch-As-Is Conversion Charge, 3/1 Channel System			UNC3X	UNCCC		8.98	8.98	8.98	8.98						
	STS-1 to DS1 Channel System per month			UNCSX	MQ3	211.19	115.60	59.93	5.45	0.00						
	Wholesale to UNE, Switch-As-Is Conversion Charge, 3/1 Channel System			UNCSX	UNCCC		8.98	8.98	8.98	8.98						
	DS1 COCI used with Loop per month			USL	UC1D1	13.76	10.07	7.08								
	DS1 COCI (used for connection to a channelized DS1 Local Channel in the same SWC as collocation) per month			U1TUA	UC1D1	13.76	10.07	7.08	0.00	0.00						
	DS1 COCI used with Interoffice Channel per month			U1TD1	UC1D1	13.76	10.07	7.08	0.00	0.00						
	DS3 Interface Unit (DS1 COCI) used with Local Channel per month			ULDD1	UC1D1	13.76	10.07	7.08	0.00	0.00						
	Access to DCS - Customer Reconfiguration (FlexServ)															
	Customer Reconfiguration Establishment						1.63		1.63							
	DS1 DSC Termination with DS0 Switching					27.39	32.89	23.58	16.96	12.77						
	DS1 DSC Termination with DS1 Switching					11.70	25.07	15.76	13.05	8.86						
	DS3 DSC Termination with DS1 Switching					146.81	32.89	23.58	16.96	12.77						
	NRC - Change in Facility Assignment per circuit Service Rearrangement	I		U1TVX, U1TDX, UEA, UDL, U1TUC, U1TUD, U1TUB, ULDVX, ULDDX, UNCVX, UNCDX	URETD		270.08	47.13								
	NRC - Change in Facility Assignment per circuit Project Management (added to CFA per circuit if project managed)	I		U1TVX, U1TDX, UEA, UDL, U1TUC, U1TUD, U1TUB, ULDVX, ULDDX, UNCVX, UNCDX	URETB		1.28	1.28								
	Miscellaneous															
	NRC - Order Coordination Specific Time - Dedicated Transport	I		UNC1X	OCOSR		18.90	18.90								

UNBUNDLED NETWORK ELEMENTS - Georgia											Attachment: 2 Exh. A					
CATEGORY	RATE ELEMENTS	Interim	Zone	BCS	USOC	RATES(\$)				Svc Order Submitted Elec per LSR	Svc Order Submitted Manually per LSR	Incremental Charge - Manual Svc Order vs. Electronic-1st	Incremental Charge - Manual Svc Order vs. Electronic-Add'l	Incremental Charge - Manual Svc Order vs. Electronic-Disc 1st	Incremental Charge - Manual Svc Order vs. Electronic-Disc Add'l	
						Rec	Nonrecurring		Nonrecurring Disconnect		OSS Rates(\$)					
							First	Add'l	First	Add'l	SOME C	SOMAN	SOMAN	SOMAN	SOMAN	SOMAN
The "Zone" shown in the sections for stand-alone loops or loops as part of a combination refers to Geographically Deaveraged UNE Zones. To view Geographically Deaveraged UNE Zone Designations by Central Office, refer to internet Website: http://www.interconnection.bellsouth.com/become_a_clec/html/interconnection.htm																
OPERATIONS SUPPORT SYSTEMS (OSS) - "STATE SPECIFIC RATES"																
	NOTE: (1) CLEC should contact its contract negotiator if it prefers the "regional" OSS charges as offered by BellSouth. The OSS charges currently contained in this rate exhibit are the PSC state ordered "state specific" service ordering charges. CLEC may elect either the state specific Commission ordered rates for the service ordering charges, or CLEC may elect the regional service ordering charge, however, CLEC can not obtain a mixture of the two regardless if CLEC has a interconnection contract established in each of the 9 states.															
	NOTE: (2) Any element that can be ordered electronically will be billed according to the SOME C rate listed in this category. Please refer to BellSouth's Local Ordering Handbook (LOH) to determine if a product can be ordered electronically. For those elements that cannot be ordered electronically at present per the LOH, the listed SOME C rate in this category reflects the charge that would be billed to a CLEC once electronic ordering capabilities come on-line for that element. Otherwise, the manual ordering charge, SOMAN, will be applied to a CLECs bill when it submits an LSR to BellSouth.															
	NOTE: (3) OSS - Electronic Service Order Charge, Per Local Service Request (LSR) - UNE Only = \$110.00 Per Each Additional 1000 Orders Per Month															
	OSS - Electronic Service Order Charge, Per Local Service Request (LSR) - UNE Only Per First 1000 Orders Per Month				SOMGA	550.00										
	Service Establishment Charge For OSS Interfaces (GA)			SYS	SYSL		200.00	0.00	0.00	0.00						
	OSS - Electronic Service Order Charge, Per Local Service Request (LSR) - UNE Only				SOME C		0.00	0.00	0.00	0.00						
	OSS - Manual Service Order Charge, Per Local Service Request (LSR) - UNE Only				SOMAN		11.73	0.00	6.13	0.00						
UNE SERVICE DATE ADVANCEMENT CHARGE																
	NOTE: The Expedite charge will be maintained commensurate with BellSouth's FCC No.1 Tariff, Section 5 as applicable.															
				UAL, UEANL, UCL, UEF, UDC, UDF, UEQ, UDL, UENTW, UDN, UEA, UHL, ULC, USL, U1T12, U1T48, U1TD1, U1TD3, U1TDX, U1TO3, U1TS1, U1TVX, UC1BC, UC1BL, UC1CC, UC1CL, UC1DC, UC1DL, UC1EC, UC1EL, UC1FC, UC1FL, UC1GC, UC1GL, UC1HC, UC1HL, UDL12, UDL48, UDLO3, UDLSX, UE3, ULD12, ULD48, ULDD1, ULDD3, ULDDX, ULDO3, ULDS1, ULDVX, UNC1X, UNC3X, UNCDX, UNCNX, UNCSX, UNCVX, UNLD1, UNLD3, UXTD1, UXTD3, UXTS1, U1TUC, U1TUD, U1TUB, U1TUA,NTCVG, NTCUD, NTC D1	SDASP		200.00	200.00								
	UNE Expedite Charge per Circuit or Line Assignable USOC, per Day															
ORDER MODIFICATION CHARGE																
	Order Modification Charge (OMC)						26.21	0.00	0.00	0.00						
	Order Modification Additional Dispatch Charge (OMCAD)						150.00	0.00	0.00	0.00						
SUB-LOOPS																
	Sub-Loop Distribution															

UNBUNDLED NETWORK ELEMENTS - Georgia

CATEGORY	RATE ELEMENTS	Interi m	Zone	BCS	USOC	RATES(\$)				Svc Order Submitted Elec per LSR	Svc Order Submitted Manually per LSR	Incremental Charge - Manual Svc Order vs. Electronic- 1st	Incremental Charge - Manual Svc Order vs. Electronic- Add'l	Incremental Charge - Manual Svc Order vs. Electronic- Disc 1st	Incremental Charge - Manual Svc Order vs. Electronic- Disc Add'l
						Rec	Nonrecurring		Nonrecurring Disconnect		OSS Rates(\$)				
							First	Add'l	First	Add'l	SOMEc	SOMAN	SOMAN	SOMAN	SOMAN
	Sub-Loop - Per Cross Box Location - CLEC Feeder Facility Set-Up			UEANL, UEF	USBSA		255.76								
	Sub-Loop - Per Cross Box Location - Per 25 Pair Panel Set-Up			UEANL, UEF	USBSB		7.29								
	Sub-Loop - Per Building Equipment Room - CLEC Feeder Facility Set-Up			UEANL	USBSC		175.09								
	Sub-Loop - Per Building Equipment Room - Per 25 Pair Panel Set-Up			UEANL	USBSD		51.61								
	Unbundled Sub-Loops, Riser Cable, 2-Wire per Loop, Working and Spare Loop Activation			UEANL	USBRC	3.61	28.46	3.85	2.20	0.01					
	Unbundled Sub-Loops, Riser Cable, 4-Wire per Loop, Working and Spare Loop Activation			UEANL	USBRD	7.67	31.07	4.79	2.27	0.01					
	Sub-Loop Distribution Per 2-Wire Analog Voice Grade Loop - Zone 1		1	UEANL	USBN2	6.52	28.46	3.85	2.20	0.01					
	Sub-Loop Distribution Per 2-Wire Analog Voice Grade Loop - Zone 2		2	UEANL	USBN2	10.18	28.46	3.85	2.20	0.01					
	Sub-Loop Distribution Per 2-Wire Analog Voice Grade Loop - Zone 3		3	UEANL	USBN2	19.51	28.46	3.85	2.20	0.01					
	Sub-Loop Distribution Per 4-Wire Analog Voice Grade Loop - Zone 1		1	UEANL	USBN4	5.93	31.07	4.79	2.27	0.01					
	Sub-Loop Distribution Per 4-Wire Analog Voice Grade Loop - Zone 2		2	UEANL	USBN4	9.71	31.07	4.79	2.27	0.01					
	Sub-Loop Distribution Per 4-Wire Analog Voice Grade Loop - Zone 3		3	UEANL	USBN4	18.85	31.07	4.79	2.27	0.01					
	Order Coordination for Unbundled Sub-Loops, per sub-loop pair			UEANL	USBMC		18.92	18.92							
	Sub-Loop 2-Wire Intrabuilding Network Cable (INC)			UEANL	USBR2	3.61	28.46	3.85	2.20	0.01					
	Order Coordination for Unbundled Sub-Loops, per sub-loop pair			UEANL	USBMC		18.92	18.92							
	Sub-Loop 4-Wire Intrabuilding Network Cable (INC)			UEANL	USBR4	7.67	31.07	4.79	2.27	0.01					
	Order Coordination for Unbundled Sub-Loops, per sub-loop pair			UEANL	USBMC		18.92	18.92							
	Loop Testing - Basic 1st Half Hour			UEANL	URET1		25.12	0.00							
	Loop Testing - Basic Additional Half Hour			UEANL	URETA		13.62	13.62							
	2 Wire Copper Unbundled Sub-Loop Distribution - Zone 1		1	UEF	UCS2X	5.94	28.46	3.85	2.20	0.01					
	2 Wire Copper Unbundled Sub-Loop Distribution - Zone 2		2	UEF	UCS2X	7.51	28.46	3.85	2.20	0.01					
	2 Wire Copper Unbundled Sub-Loop Distribution - Zone 3		3	UEF	UCS2X	9.22	28.46	3.85	2.20	0.01					
	Order Coordination for Unbundled Sub-Loops, per sub-loop pair			UEF	USBMC		18.92	18.92							
	4 Wire Copper Unbundled Sub-Loop Distribution - Zone 1		1	UEF	UCS4X	6.37	31.07	4.79	2.27	0.01					
	4 Wire Copper Unbundled Sub-Loop Distribution - Zone 2		2	UEF	UCS4X	6.32	31.07	4.79	2.27	0.01					
	4 Wire Copper Unbundled Sub-Loop Distribution - Zone 3		3	UEF	UCS4X	9.10	31.07	4.79	2.27	0.01					
	Order Coordination for Unbundled Sub-Loops, per sub-loop pair			UEF	USBMC		18.92	18.92							
	Loop tagging Service Level 1, Unbundled Copper Loop, Non-Designed and Distribution Subloops			UEF, UEANL	URETL		8.92	0.88							
	Loop Testing - Basic 1st Half Hour			UEF	URET1		25.12	0.00							
	Loop Testing - Basic Additional Half Hour			UEF	URETA		13.62	13.62							
	Unbundled Sub-Loop Modification														
	Unbundled Sub-Loop Modification - 2-W Copper Dist Load Coil/Equip Removal per 2-W PR			UEF	ULM2X		0.00	0.00							
	Unbundled Sub-loop Modification - 4-W Copper Dist Load Coil/Equip Removal per 4-W PR			UEF	ULM4X		0.00	0.00							
	Unbundled Loop Modification, Removal of bridge Tap, per unbundled loop			UEF	ULMBT		17.91	17.91							
	Unbundled Network Terminating Wire (UNTW)														
	Unbundled Network Terminating Wire (UNTW) per Pair			UENTW	UENPP	0.533	25.12	12.28							
	Network Interface Device (NID)														
	Network Interface Device (NID) - 1-2 lines			UENTW	UND12		32.86	20.69							

UNBUNDLED NETWORK ELEMENTS - Georgia												Attachment: 2 Exh. A												
CATEGORY	RATE ELEMENTS					Interim	Zone	BCS	USOC	RATES(\$)					Svc Order Submitted Elec per LSR	Svc Order Submitted Manually per LSR	Incremental Charge - Manual Svc Order vs. Electronic-1st	Incremental Charge - Manual Svc Order vs. Electronic-Add'l	Incremental Charge - Manual Svc Order vs. Electronic-Disc 1st	Incremental Charge - Manual Svc Order vs. Electronic-Disc Add'l				
										Rec	Nonrecurring		Nonrecurring Disconnect		OSS Rates(\$)									
											First	Add'l	First	Add'l	SOME C	SOMAN	SOMAN	SOMAN	SOMAN					
								UENTW	UND16		56.03	43.86												
								UENTW	UNDC2		2.45	2.45												
								UENTW	UNDC4		2.45	2.45												
UNE OTHER, PROVISIONING ONLY - NO RATE																								
								UAL, UCL, UDC, UDL, UDN, UEA, UHL, UEANL, UEF, UEQ, UENTW, NTCVG, NTCUD, NTCDD1, USL	UNECN	0.00	0.00													
								UENTW	UNDBX	0.00	0.00													
								UENTW	UENCE	0.00	0.00													
HIGH CAPACITY UNBUNDLED LOCAL LOOP																								
								NOTE: minimum billing period of three months for DS3/STS-1 Local Loop																
								UE3	1L5ND	10.97														
								UE3	UE3PX	253.38	1,753.23	131.90	112.91	75.88										
								UDLSX	1L5ND	10.97														
								UDLSX	UDLS1	305.42	1,753.23	131.90	112.91	75.88										
LOOP MAKE-UP																								
								UMK	UMKLW		15.19	15.19												
								UMK	UMKLP		19.85	19.85												
								UMK	UMKMQ		0.82	0.82												
UNBUNDLED EXCHANGE ACCESS LOOP																								
2-WIRE ANALOG VOICE GRADE LOOP																								
UNE Loop Rates for Line Splitting (In Ga. PSC ordered the line splitting loop USOCs match the lower port- loop combo rates UEPLX)																								
						I	1	UEPSR UEPSB	UEALS	9.56	10.05	7.36	1.37	1.28										
						I	1	UEPSR UEPSB	UEABS	9.56	10.05	7.36	1.37	1.28										
						I	2	UEPSR UEPSB	UEALS	14.86	10.05	7.36	1.37	1.28										
						I	2	UEPSR UEPSB	UEABS	14.86	10.05	7.36	1.37	1.28										
						I	3	UEPSR UEPSB	UEALS	31.66	10.05	7.36	1.37	1.28										
						I	3	UEPSR UEPSB	UEABS	31.66	10.05	7.36	1.37	1.28										
PHYSICAL COLLOCATION																								
								UEPSR UEPSB	PE1LS	0.0197	0.00	0.00												
VIRTUAL COLLOCATION																								
								UEPSR UEPSB	VE1LS	0.0188	0.00	0.00	0.00	0.00										
UNBUNDLED DEDICATED TRANSPORT																								
INTEROFFICE CHANNEL - DEDICATED TRANSPORT																								
								U1TVX	1L5XX	0.0057														
								U1TVX	U1TV2	12.87	48.46	19.48	16.58	5.00										
								U1TVX	1L5XX	0.0057														
								U1TVX	U1TR2	12.87	48.46	19.48	16.58	5.00										
								U1TVX	1L5XX	0.0057														
								U1TVX	U1TV4	10.78	48.46	19.48	16.58	5.00										
								U1TVX	UNCCC		5.70	5.70	6.61	6.61										

UNBUNDLED NETWORK ELEMENTS - Georgia												Attachment: 2 Exh. A								
CATEGORY	RATE ELEMENTS					Interim	Zone	BCS	USOC	RATES(\$)					Svc Order Submitted Elec per LSR	Svc Order Submitted Manually per LSR	Incremental Charge - Manual Svc Order vs. Electronic-1st	Incremental Charge - Manual Svc Order vs. Electronic-Add'l	Incremental Charge - Manual Svc Order vs. Electronic-Disc 1st	Incremental Charge - Manual Svc Order vs. Electronic-Disc Add'l

UNBUNDLED NETWORK ELEMENTS - Georgia

CATEGORY	RATE ELEMENTS	Interi m	Zone	BCS	USOC	RATES(\$)				Svc Order Submitted Elec per LSR	Svc Order Submitted Manually per LSR	Incremental Charge - Manual Svc Order vs. Electronic- 1st	Incremental Charge - Manual Svc Order vs. Electronic- Add'l	Incremental Charge - Manual Svc Order vs. Electronic- Disc 1st	Incremental Charge - Manual Svc Order vs. Electronic- Disc Add'l
						Rec	Nonrecurring		Nonrecurring Disconnect		OSS Rates(\$)				
							First	Add'l	First	Add'l	SOMEc	SOMAN	SOMAN	SOMAN	SOMAN
	Interoffice Transport - Dedicated - DS1 combination - Per Mile per month			UNC1X	1L5XX	0.1154									
	Interoffice Transport - Dedicated - DS1 combination - Facility Termination per month			UNC1X	U1TF1	34.19	87.76	45.73	43.80	27.97					
	1/0 Channelization System in combination Per Month			UNC1X	MQ1	69.75	86.10								
	Voice Grade COCI - Per Month			UNCVX	1D1VG	0.4689	27.33	2.90	16.86	1.04					
	Each Additional 2-Wire VG Loop (SL 2) in Combination - Zone 1		1	UNCVX	UEAL2	11.57	195.94	36.38	18.42	6.86					
	Each Additional 2-Wire VG Loop (SL 2) in Combination - Zone 2		2	UNCVX	UEAL2	16.95	195.94	36.38	18.42	6.86					
	Each Additional 2-Wire VG Loop (SL 2) in Combination - Zone 3		3	UNCVX	UEAL2	33.08	195.94	36.38	18.42	6.86					
	Voice Grade COCI - Per Month			UNCVX	1D1VG	0.4689	27.33	2.90	16.86	1.04					
	Wholesale to UNE, Switch-As-Is Charge			UNC1X	UNCCC		5.70	5.70	6.61	6.61					
EXTENDED 4-WIRE VOICE GRADE EXTENDED LOOP WITH DEDICATED DS1 INTEROFFICE TRANSPORT															
	First 4-Wire Analog Voice Grade Loop in Combination - Zone 1		1	UNCVX	UEAL4	17.80	195.94	36.38	18.42	6.86					
	First 4-Wire Analog Voice Grade Loop in Combination - Zone 2		2	UNCVX	UEAL4	21.68	195.94	36.38	18.42	6.86					
	First 4-Wire Analog Voice Grade Loop in Combination - Zone 3		3	UNCVX	UEAL4	30.25	195.94	36.38	18.42	6.86					
	Interoffice Transport - Dedicated - DS1 combination - Per Mile Per Month			UNC1X	1L5XX	0.1154									
	Interoffice Transport - Dedicated - DS1 - Facility Termination Per Month			UNC1X	U1TF1	34.19	87.76	45.73	43.80	27.97					
	1/0 Channel System in combination Per Month			UNC1X	MQ1	69.75	86.10								
	Voice Grade COCI in combination - per month			UNCVX	1D1VG	0.4689	27.33	2.90	16.86	1.04					
	Additional 4-Wire Analog Voice Grade Loop in same DS1 Interoffice Transport Combination - Zone 1		1	UNCVX	UEAL4	17.80	195.94	36.38	18.42	6.86					
	Additional 4-Wire Analog Voice Grade Loop in same DS1 Interoffice Transport Combination - Zone 2		2	UNCVX	UEAL4	21.68	195.94	36.38	18.42	6.86					
	Additional 4-Wire Analog Voice Grade Loop in same DS1 Interoffice Transport Combination - Zone 3		3	UNCVX	UEAL4	30.25	195.94	36.38	18.42	6.86					
	Additional Voice Grade COCI in combination - per month			UNCVX	1D1VG	0.4689	27.33	2.90	16.86	1.04					
	Wholesale to UNE, Switch-As-Is Charge			UNC1X	UNCCC		5.70	5.70	6.61	6.61					
EXTENDED 4-WIRE 56 KBPS EXTENDED DIGITAL LOOP WITH DEDICATED DS1 INTEROFFICE TRANSPORT															
	First 4-Wire 56Kbps Digital Grade Loop in Combination - Zone 1		1	UNCDX	UDL56	21.86	195.94	36.38	18.42	6.86					
	First 4-Wire 56Kbps Digital Grade Loop in Combination - Zone 2		2	UNCDX	UDL56	28.36	195.94	36.38	18.42	6.86					
	First 4-Wire 56Kbps Digital Grade Loop in Combination - Zone 3		3	UNCDX	UDL56	38.22	195.94	36.38	18.42	6.86					
	Interoffice Transport - Dedicated - DS1 combination - Per Mile Per Month			UNC1X	1L5XX	0.1154									
	Interoffice Transport - Dedicated - DS1 - combination Facility Termination Per Month			UNC1X	U1TF1	34.19	87.76	45.73	43.80	27.97					
	1/0 Channel System in combination Per Month			UNC1X	MQ1	69.75	86.10								
	OCU-DP COCI (data) per month (2.4-64kbs)			UNCDX	1D1DD	0.9963	27.33	2.90	16.86	1.04					
	Additional 4-Wire 56Kbps Digital Grade Loop in same DS1 Interoffice Transport Combination - Zone 1		1	UNCDX	UDL56	21.86	195.94	36.38	18.42	6.86					
	Additional 4-Wire 56Kbps Digital Grade Loop in same DS1 Interoffice Transport Combination - Zone 2		2	UNCDX	UDL56	28.36	195.94	36.38	18.42	6.86					
	Additional 4-Wire 56Kbps Digital Grade Loop in same DS1 Interoffice Transport Combination - Zone 3		3	UNCDX	UDL56	38.22	195.94	36.38	18.42	6.86					
	Additional OCU-DP COCI (data) - in combination per month (2.4-64kbs)			UNCDX	1D1DD	0.9963	27.33	2.90	16.86	1.04					
	Wholesale to UNE, Switch-As-Is Charge			UNC1X	UNCCC		5.70	5.70	6.61	6.61					
EXTENDED 4-WIRE 64 KBPS EXTENDED DIGITAL LOOP WITH DEDICATED DS1 INTEROFFICE TRANSPORT															

UNBUNDLED NETWORK ELEMENTS - Georgia

CATEGORY	RATE ELEMENTS	Interi m	Zone	BCS	USOC	RATES(\$)				Svc Order Submitted Elec per LSR	Svc Order Submitted Manually per LSR	Incremental Charge - Manual Svc Order vs. Electronic- 1st	Incremental Charge - Manual Svc Order vs. Electronic- Add'l	Incremental Charge - Manual Svc Order vs. Electronic- Disc 1st	Incremental Charge - Manual Svc Order vs. Electronic- Disc Add'l	
						Rec	Nonrecurring		Nonrecurring Disconnect		OSS Rates(\$)					
							First	Add'l	First	Add'l	SOMEc	SOMAN	SOMAN	SOMAN	SOMAN	SOMAN
	First 4-Wire 64Kbps Digital Grade Loop in Combination - Zone 1		1	UNCDX	UDL64	21.86	195.94	36.38	18.42	6.86						
	First 4-Wire 64Kbps Digital Grade Loop in Combination - Zone 2		2	UNCDX	UDL64	28.36	195.94	36.38	18.42	6.86						
	First 4-Wire 64Kbps Digital Grade Loop in Combination - Zone 3		3	UNCDX	UDL64	38.22	195.94	36.38	18.42	6.86						
	Interoffice Transport - Dedicated - DS1 combination - Per Mile Per Month			UNC1X	1L5XX	0.1154										
	interoffice Transport - Dedicated - DS1 combination - Facility Termination Per Month			UNC1X	U1TF1	34.19	87.76	45.73	43.80	27.97						
	1/0 Channel System in combination Per Month			UNC1X	MQ1	69.75	86.10									
	OCU-DP COCI (data) - in combination - per month (2.4-64kbs)			UNCDX	1D1DD	0.9963	27.33	2.90	16.86	1.04						
	Additional 4-Wire 64Kbps Digital Grade Loop in same DS1 Interoffice Transport Combination - Zone 1		1	UNCDX	UDL64	21.86	195.94	36.38	18.42	6.86						
	Additional 4-Wire 64Kbps Digital Grade Loop in same DS1 Interoffice Transport Combination - Zone 2		2	UNCDX	UDL64	28.36	195.94	36.38	18.42	6.86						
	Additional 4-Wire 64Kbps Digital Grade Loop in same DS1 Interoffice Transport Combination - Zone 3		3	UNCDX	UDL64	38.22	195.94	36.38	18.42	6.86						
	Additional OCU-DP COCI (data) - in combination - per month (2.4-64kbs)			UNCDX	1D1DD	0.9963	27.33	2.90	16.86	1.04						
	Wholesale to UNE, Switch-As-Is Charge			UNC1X	UNCCC		5.70	5.70	6.61	6.61						
EXTENDED 4-WIRE DS1 DIGITAL EXTENDED LOOP WITH DEDICATED DS1 INTEROFFICE TRANSPORT																
	4-Wire DS1 Digital Loop in Combination - Zone 1		1	UNC1X	USLXX	41.02	209.45	70.44	37.91	6.86						
	4-Wire DS1 Digital Loop in Combination - Zone 2		2	UNC1X	USLXX	46.41	209.45	70.44	37.91	6.86						
	4-Wire DS1 Digital Loop in Combination - Zone 3		3	UNC1X	USLXX	62.03	209.45	70.44	37.91	6.86						
	Interoffice Transport - Dedicated - DS1 combination - Per Mile Per Month			UNC1X	1L5XX	0.1154										
	Interoffice Transport - Dedicated - DS1 combination - Facility Termination Per Month			UNC1X	U1TF1	34.19	87.76	45.73	43.80	27.97						
	Wholesale to UNE, Switch-As-Is Charge			UNC1X	UNCCC		5.70	5.70	6.61	6.61						
EXTENDED 4-WIRE DS1 DIGITAL EXTENDED LOOP WITH DEDICATED DS3 INTEROFFICE TRANSPORT																
	First DS1Loop in Combination - Zone 1		1	UNC1X	USLXX	41.02	209.45	70.44	37.91	6.86						
	First DS1Loop in Combination - Zone 2		2	UNC1X	USLXX	46.41	209.45	70.44	37.91	6.86						
	First DS1Loop in Combination - Zone 3		3	UNC1X	USLXX	62.03	209.45	70.44	37.91	6.86						
	Interoffice Transport - Dedicated - DS3 combination - Per Mile Per Month			UNC3X	1L5XX	2.53										
	Interoffice Transport - Dedicated - DS3 - Facility Termination per month			UNC3X	U1TF3	342.02	325.91	77.07	49.56	32.88						
	3/1Channel System in combination per month			UNC3X	MQ3	121.90										
	DS1 COCI in combination per month			UNC1X	UC1D1	7.35	27.33	2.90	16.86	1.04						
	Additional DS1Loop in DS3 Interoffice Transport Combination - Zone 1		1	UNC1X	USLXX	41.02	209.45	70.44	37.91	6.86						
	Additional DS1Loop in DS3 Interoffice Transport Combination - Zone 2		2	UNC1X	USLXX	46.41	209.45	70.44	37.91	6.86						
	Additional DS1Loop in DS3 Interoffice Transport Combination - Zone 3		3	UNC1X	USLXX	62.03	209.45	70.44	37.91	6.86						
	Additoinal DS1 COCI in combination per month			UNC1X	UC1D1	7.35	27.33	2.90	16.86	1.04						
	Wholesale to UNE, Switch-As-Is Charge			UNC3X	UNCCC		5.70	5.70	6.61	6.61						
EXTENDED 2-WIRE VOICE GRADE EXTENDED LOOP/ 2 WIRE VOICE GRADE INTEROFFICE TRANSPORT																
	2-WireVG Loop in combination - Zone 1		1	UNCVX	UEAL2	11.57	195.94	36.38	18.42	6.86						
	2-WireVG Loop in combination - Zone 2		2	UNCVX	UEAL2	16.95	195.94	36.38	18.42	6.86						
	2-WireVG Loop in combination - Zone 3		3	UNCVX	UEAL2	33.08	195.94	36.38	18.42	6.86						
	Interoffice Transport - 2-wire VG - Dedicated- Per Mile Per Month			UNCVX	1L5XX	0.0057										
	Interoffice Transport - 2-wire VG - Dedicated - Facility Termination per month			UNCVX	U1TV2	12.87	66.53	33.61	43.42	27.60						
	Wholesale to UNE, Switch-As-Is Charge			UNCVX	UNCCC		5.70	5.70	6.61	6.61						
EXTENDED 4-WIRE VOICE GRADE EXTENDED LOOP/ 4 WIRE VOICE GRADE INTEROFFICE TRANSPORT																
	4-WireVG Loop in combination - Zone 1		1	UNCVX	UEAL4	17.80	195.94	36.38	18.42	6.86						

UNBUNDLED NETWORK ELEMENTS - Georgia

CATEGORY	RATE ELEMENTS	Interi m	Zone	BCS	USOC	RATES(\$)					Svc Order Submitted Elec per LSR	Svc Order Submitted Manually per LSR	Incremental Charge - Manual Svc Order vs. Electronic- 1st	Incremental Charge - Manual Svc Order vs. Electronic- Add'l	Incremental Charge - Manual Svc Order vs. Electronic- Disc 1st	Incremental Charge - Manual Svc Order vs. Electronic- Disc Add'l
						Rec	Nonrecurring		Nonrecurring Disconnect		OSS Rates(\$)					
							First	Add'l	First	Add'l	SOMEc	SOMAN	SOMAN	SOMAN	SOMAN	SOMAN
	4-WireVG Loop in combination - Zone 2		2	UNCVX	UEAL4	21.68	195.94	36.38	18.42	6.86						
	4-WireVG Loop in combination - Zone 3		3	UNCVX	UEAL4	30.25	195.94	36.38	18.42	6.86						
	Interoffice Transport - 4-wire VG - Dedicated - Per Mile Per Month			UNCVX	1L5XX	0.0057										
	Interoffice Transport - 4-wire VG - Dedicated - Facility Termination per month			UNCVX	U1TV4	10.78	66.53	33.61	43.42	27.60						
	Wholesale to UNE, Switch-As-Is Charge			UNCVX	UNCCC		5.70	5.70	6.61	6.61						
	EXTENDED DS3 DIGITAL EXTENDED LOOP WITH DEDICATED DS3 INTEROFFICE TRANSPORT															
	DS3 Local Loop in combination - per mile per month			UNC3X	1L5ND	10.97										
	DS3 Local Loop in combination - Facility Termination per month			UNC3X	UE3PX	253.38	1,260.47	628.84	41.53	20.76						
	Interoffice Transport - Dedicated - DS3 - Per Mile per month			UNC3X	1L5XX	2.53										
	Interoffice Transport - Dedicated - DS3 combination - Facility Termination per month			UNC3X	U1TF3	342.02	325.91	77.07	49.56	32.88						
	Wholesale to UNE, Switch-As-Is Charge			UNC3X	UNCCC		5.70	5.70	6.61	6.61						
	EXTENDED STS-1 DIGITAL EXTENDED LOOP WITH DEDICATED STS-1 INTEROFFICE TRANSPORT															
	STS-1 Local Lolo in combination - per mile per month			UNCSX	1L5ND	10.97										
	STS-1 Local Loop in combination - Facility Termination per month			UNCSX	UDLS1	305.42	1,260.47	628.84	41.53	20.76						
	Interoffice Transport - Dedicated - STS-1 combination - per mile per month			UNCSX	1L5XX	2.53										
	Interoffice Transport - Dedicated - STS-1 combination - Facility Termination per month			UNCSX	U1TFS	358.67	325.91	77.07	49.56	32.88						
	Wholesale to UNE, Switch-As-Is Charge			UNCSX	UNCCC		5.70	5.70	6.61	6.61						
	EXTENDED 2-WIRE ISDN EXTENDED LOOP WITH DS1 INTEROFFICE TRANSPORT															
	First 2-Wire ISDN Loop in Combination - Zone 1		1	UNCNX	U1L2X	19.82	195.94	36.38	18.42	6.86						
	First 2-Wire ISDN Loop in Combination - Zone 2		2	UNCNX	U1L2X	26.26	195.94	36.38	18.42	6.86						
	First 2-Wire ISDN Loop in Combination - Zone 3		3	UNCNX	U1L2X	42.17	195.94	36.38	18.42	6.86						
	Interoffice Transport - Dedicated - DS1 combination - per mile per month			UNC1X	1L5XX	0.1154										
	Interoffice Transport - Dedicated - DS1 combination - Facility Termination per month			UNC1X	U1TF1	34.19	87.76	45.73	43.80	27.97						
	1/0 Channel System in combination - per month			UNC1X	MQ1	69.75	86.10									
	2-wire ISDN COCI (BRITE) - in combination - per month			UNCNX	UC1CA	1.66	27.33	2.90	16.86	1.04						
	Additional 2-wire ISDN Loop in same DS1Interoffice Transport Combination - Zone 1		1	UNCNX	U1L2X	19.82	195.94	36.38	18.42	6.86						
	Additional 2-wire ISDN Loop in same DS1Interoffice Transport Combination - Zone 2		2	UNCNX	U1L2X	26.26	195.94	36.38	18.42	6.86						
	Additional 2-wire ISDN Loop in same DS1Interoffice Transport Combination - Zone 3		3	UNCNX	U1L2X	42.17	195.94	36.38	18.42	6.86						
	Additional 2-wire ISDN COCI (BRITE) - in combination- per month			UNCNX	UC1CA	1.66	27.33	2.90	16.86	1.04						
	Wholesale to UNE, Switch-As-Is Charge			UNC1X	UNCCC		5.70	5.70	6.61	6.61						
	EXTENDED 4-WIRE DS1 DIGITAL EXTENDED LOOP WITH DEDICATED STS-1 INTEROFFICE TRANSPORT															
	First DS1 Loop Combination - Zone 1		1	UNC1X	USLXX	41.02	209.45	70.44	37.91	6.86						
	First DS1 Loop Combination - Zone 2		2	UNC1X	USLXX	46.41	209.45	70.44	37.91	6.86						
	First DS1 Loop Combination - Zone 3		3	UNC1X	USLXX	62.03	209.45	70.44	37.91	6.86						
	Interoffice Transport - Dedicated - STS-1 combination - Per Mile Per Month			UNCSX	1L5XX	2.53										
	Interoffice Transport - Dedicated - STS-1 combination - Facility Termination per month			UNCSX	U1TFS	358.67	325.91	77.07	49.56	32.88						
	3/1 Channel System in combination per month			UNCSX	MQ3	121.90										
	DS1 COCI in combination per month			UNC1X	UC1D1	7.35	27.33	2.90	16.86	1.04						
	Additional DS1Loop in the same STS-1 Interoffice Transport Combination - Zone 1		1	UNC1X	USLXX	41.02	209.45	70.44	37.91	6.86						
	Additional DS1Loop in the same STS-1 Interoffice Transport Combination - Zone 2		2	UNC1X	USLXX	46.41	209.45	70.44	37.91	6.86						
	Additional DS1Loop in the same STS-1 Interoffice Transport Combination - Zone 3		3	UNC1X	USLXX	62.03	209.45	70.44	37.91	6.86						

UNBUNDLED NETWORK ELEMENTS - Georgia

CATEGORY	RATE ELEMENTS	Interi m	Zone	BCS	USOC	RATES(\$)					Svc Order Submitted Elec per LSR	Svc Order Submitted Manually per LSR	Incremental Charge - Manual Svc Order vs. Electronic- 1st	Incremental Charge - Manual Svc Order vs. Electronic- Add'l	Incremental Charge - Manual Svc Order vs. Electronic- Disc 1st	Incremental Charge - Manual Svc Order vs. Electronic- Disc Add'l
						Rec	Nonrecurring		Nonrecurring Disconnect		OSS Rates(\$)					
							First	Add'l	First	Add'l	SOMEc	SOMAN	SOMAN	SOMAN	SOMAN	SOMAN
	DS1 COCI in combination per month			UNC1X	UC1D1	7.35	27.33	2.90	16.86	1.04						
	Wholesale to UNE, Switch-As-Is Charge			UNCSX	UNCCC		5.70	5.70	6.61	6.61						
	EXTENDED 4-WIRE 56 KBPS DIGITAL EXTENDED LOOP WITH 56 KBPS INTEROFFICE TRANSPORT															
	4-wire 56 kbps Local Loop in combination - Zone 1		1	UNCDX	UDL56	21.86	195.94	36.38	18.42	6.86						
	4-wire 56 kbps Local Loop in combination - Zone 2		2	UNCDX	UDL56	28.36	195.94	36.38	18.42	6.86						
	4-wire 56 kbps Local Loop in combination - Zone 3		3	UNCDX	UDL56	38.22	195.94	36.38	18.42	6.86						
	Interoffice Transport - Dedicated - 4-wire 56 kbps combination - Per Mile per month			UNCDX	1L5XX	0.0057										
	Interoffice Transport - Dedicated - 4-wire 56 kbps combination - Facility Termination per month			UNCDX	U1TD5	7.83	66.53	33.61	43.42	27.60						
	Wholesale to UNE, Switch-As-Is Charge			UNCDX	UNCCC		5.70	5.70	6.61	6.61						
	EXTENDED 4-WIRE 64 KBPS DIGITAL EXTENDED LOOP WITH 64 KBPS INTEROFFICE TRANSPORT															
	4-wire 64 kbps Lcoal Loop in Combination - Zone 1		1	UNCDX	UDL64	21.86	195.94	36.38	18.42	6.86						
	4-wire 64 kbps Lcoal Loop in Combination - Zone 2		2	UNCDX	UDL64	28.36	195.94	36.38	18.42	6.86						
	4-wire 64 kbps Lcoal Loop in Combination - Zone 3		3	UNCDX	UDL64	38.22	195.94	36.38	18.42	6.86						
	Interoffice Transport - Dedicated - 4-wire 64 kbps combination - Per Mile per month			UNCDX	1L5XX	0.0057										
	Interoffice Transport - Dedicated - 4-wire 64 kbps combination - Facility Termination per month			UNCDX	U1TD6	7.83	66.53	33.61	43.42	27.60						
	Wholesale to UNE, Switch-As-Is Charge			UNCDX	UNCCC		5.70	5.70	6.61	6.61						
	EXTENDED 2-WIRE VOICE GRADE LOOP WITH DS1 INTEROFFICE TRANSPORT w/ 3/1 MUX															
	First 2-wire VG Loop (SL2) in Combination - Zone 1		1	UNCVX	UEAL2	11.57	195.94	36.38	18.42	6.86						
	First 2-wire VG Loop (SL2) in Combination - Zone 2		2	UNCVX	UEAL2	16.95	195.94	36.38	18.42	6.86						
	First 2-wire VG Loop (SL2) in Combination - Zone 3		3	UNCVX	UEAL2	33.08	195.94	36.38	18.42	6.86						
	First Interoffice Transport - Dedicated - DS1 combination - Per Mile			UNC1X	1L5XX	0.1154										
	First Interoffice Transport - Dedicated - DS1 combination - Facility Termination per month			UNC1X	U1TF1	34.19	87.76	45.73	43.80	27.97						
	Per each DS1 Channelization System Per Month			UNC1X	MQ1	69.75	86.10									
	Per each Voice Grade COCI - Per Month per month			UNCVX	1D1VG	0.4689	27.33	2.90	16.86	1.04						
	3/1 Channel System in combination per month			UNC3X	MQ3	121.90										
	Per each DS1 COCI in combination per month			UNC1X	UC1D1	7.35	27.33	2.90	16.86	1.04						
	Each Additional 2-Wire VG Loop(SL 2) in the same DS1 Interoffice Transport Combination - Zone 1		1	UNCVX	UEAL2	11.57	195.94	36.38	18.42	6.86						
	Each Additional 2-Wire VG Loop(SL2) in the same DS1 Interoffice Transport Combination - Zone 2		2	UNCVX	UEAL2	16.95	195.94	36.38	18.42	6.86						
	Each Additional 2-Wire VG Loop(SL2) in the same DS1 Interoffice Transport Combination - Zone 3		3	UNCVX	UEAL2	33.08	195.94	36.38	18.42	6.86						
	Each Additional Voice Grade COCI in combination - per month			UNCVX	1D1VG	0.4689	27.33	2.90	16.86	1.04						
	Each Additional DS1 Interoffice Channel per mile in same 3/1 Channel System per month			UNC1X	1L5XX	0.1154										
	Each Additional DS1 Interoffice Channel Facility Termination in same 3/1 Channel System per month			UNC1X	U1TF1	34.19	87.76	45.73	43.80	27.97						
	Each Additional DS1 COCI combination per month			UNC1X	UC1D1	7.35	27.33	2.90	16.86	1.04						
	Wholesale to UNE, Switch-As-Is Charge			UNC1X	UNCCC		5.70	5.70	6.61	6.61						
	EXTENDED 4-WIRE VOICE GRADE LOOP WITH DEDICATED DS1 INTEROFFICE TRANSPORT w/ 3/1 MUX															
	First 4-Wire Analog Voice Grade Local Loop in Combination - Zone 1		1	UNCVX	UEAL4	17.80	195.94	36.38	18.42	6.86						
	First 4-Wire Analog Voice Grade Local Loop in Combination - Zone 2		2	UNCVX	UEAL4	21.68	195.94	36.38	18.42	6.86						
	First 4-Wire Analog Voice Grade Local Loop in Combination - Zone 3		3	UNCVX	UEAL4	30.25	195.94	36.38	18.42	6.86						
	First Interoffice Transport - Dedicated - DS1 combination - Per Mile Per Month			UNC1X	1L5XX	0.1154										
	First Interoffice Transport - Dedicated - DS1 - Facility Termination Per Month			UNC1X	U1TF1	34.19	87.76	45.73	43.80	27.97						
	Per each 1/0 Channel System in combination Per Month			UNC1X	MQ1	69.75	86.10									
	Per each Voice Grade COCI in combination - per month			UNCVX	1D1VG	0.4689	27.33	2.90	16.86	1.04						
	3/1 Channel System in combination per month			UNC3X	MQ3	121.90										

UNBUNDLED NETWORK ELEMENTS - Georgia												Attachment: 2 Exh. A					
CATEGORY	RATE ELEMENTS		Interim	Zone	BCS	USOC	RATES(\$)				Svc Order Submitted Elec per LSR	Svc Order Submitted Manually per LSR	Incremental Charge - Manual Svc Order vs. Electronic-1st	Incremental Charge - Manual Svc Order vs. Electronic-Add'l	Incremental Charge - Manual Svc Order vs. Electronic-Disc 1st	Incremental Charge - Manual Svc Order vs. Electronic-Disc Add'l	
							Rec	Nonrecurring		Nonrecurring Disconnect		OSS Rates(\$)					
								First	Add'l	First	Add'l	SOMEc	SOMAN	SOMAN	SOMAN	SOMAN	SOMAN
		Per each DS1 COCI in combination per month			UNC1X	UC1D1	7.35	27.33	2.90	16.86	1.04						
		Additional 4-Wire Analog Voice Grade Loop in same DS1 Interoffice Transport Combination - Zone 1		1	UNCVX	UEAL4	17.80	195.94	36.38	18.42	6.86						
		Additional 4-Wire Analog Voice Grade Loop in same DS1 Interoffice Transport Combination - Zone 2		2	UNCVX	UEAL4	21.68	195.94	36.38	18.42	6.86						
		Additional 4-Wire Analog Voice Grade Loop in same DS1 Interoffice Transport Combination - Zone 3		3	UNCVX	UEAL4	30.25	195.94	36.38	18.42	6.86						
		Each Additional DS1 Interoffice Channel per mile in same 3/1 Channel System per month			UNC1X	1L5XX	0.1154										
		Each Additional DS1 Interoffice Channel Facility Termination in same 3/1 Channel System per month			UNC1X	U1TF1	34.19	87.76	45.73	43.80	27.97						
		Additional Voice Grade COCI - in combination - per month			UNCVX	1D1VG	0.4689	27.33	2.90	16.86	1.04						
		Wholesale to UNE, Switch-As-Is Charge			UNC1X	UNCCC		5.70	5.70	6.61	6.61						
	EXTENDED 4-WIRE 56 KBPS DIGITAL EXTENDED LOOP WITH 56 KBPS INTEROFFICE TRANSPORT w/ 3/1 MUX																
		First 4-Wire 56Kbps Digital Grade Local Loop in Combination - Zone 1		1	UNCDX	UDL56	21.86	195.94	36.38	18.42	6.86						
		First 4-Wire 56Kbps Digital Grade Local Loop in Combination - Zone 2		2	UNCDX	UDL56	28.36	195.94	36.38	18.42	6.86						
		First 4-Wire 56Kbps Digital Grade Local Loop in Combination - Zone 3		3	UNCDX	UDL56	38.22	195.94	36.38	18.42	6.86						
		First Interoffice Transport - Dedicated - DS1 combination - Per Mile Per Month			UNC1X	1L5XX	0.1154										
		First Interoffice Transport - Dedicated - DS1 - combination Facility Termination Per Month			UNC1X	U1TF1	34.19	87.76	45.73	43.80	27.97						
		Per each 1/0 Channel System in combination Per Month			UNC1X	MQ1	69.75	86.10									
		Per each OCU-DP COCI (data) COCI per month (2.4-64kbs)			UNCDX	1D1DD	0.9963	27.33	2.90	16.86	1.04						
		3/1 Channel System in combination per month			UNC3X	MQ3	121.90										
		Per each DS1 COCI in combination per month			UNC1X	UC1D1	7.35	27.33	2.90	16.86	1.04						
		Additional 4-Wire 56Kbps Digital Grade Loop in same DS1 Interoffice Transport Combination - Zone 1		1	UNCDX	UDL56	21.86	195.94	36.38	18.42	6.86						
		Additional 4-Wire 56Kbps Digital Grade Loop in same DS1 Interoffice Transport Combination - Zone 2		2	UNCDX	UDL56	28.36	195.94	36.38	18.42	6.86						
		Additional 4-Wire 56Kbps Digital Grade Loop in same DS1 Interoffice Transport Combination - Zone 3		3	UNCDX	UDL56	38.22	195.94	36.38	18.42	6.86						
		OCU-DP COCI (data) COCI in combination per month (2.4-64kbs)			UNCDX	1D1DD	0.9963	27.33	2.90	16.86	1.04						
		Each Additional DS1 Interoffice Channel per mile in same 3/1 Channel System per month			UNC1X	1L5XX	0.1154										
		Each Additional DS1 Interoffice Channel Facility Termination in same 3/1 Channel System per month			UNC1X	U1TF1	34.19	87.76	45.73	43.80	27.97						
		Each Additional DS1 COCI in the same 3/1 channel system combination per month			UNC1X	UC1D1	7.35	27.33	2.90	16.86	1.04						
		Wholesale to UNE, Switch-As-Is Charge			UNC1X	UNCCC		5.70	5.70	6.61	6.61						
	EXTENDED 4-WIRE 64 KBPS DIGITAL LOOP WITH DEDICATED DS1 INTEROFFICE TRANSPORT w/ 3/1 MUX																
		First 4-Wire 64Kbps Digital Grade Loop in a DS1 Interoffice Transport Combination - Zone 1		1	UNCDX	UDL64	21.86	195.94	36.38	18.42	6.86						
		First 4-Wire 64Kbps Digital Grade Loop in a DS1 Interoffice Transport Combination - Zone 2		2	UNCDX	UDL64	28.36	195.94	36.38	18.42	6.86						
		First 4-Wire 64Kbps Digital Grade Loop in a DS1 Interoffice Transport Combination - Zone 3		3	UNCDX	UDL64	38.22	195.94	36.38	18.42	6.86						
		First Interoffice Transport - Dedicated - DS1 combination - Per Mile Per Month			UNC1X	1L5XX	0.1154										
		First Interoffice Transport - Dedicated - DS1 combination - Facility Termination Per Month			UNC1X	U1TF1	34.19	87.76	45.73	43.80	27.97						
		Per each Channel System 1/0 in combination Per Month			UNC1X	MQ1	69.75	86.10									
		Per each OCU-DP COCI (data) in combination - per month (2.4-64kbs)			UNCDX	1D1DD	0.9963	27.33	2.90	16.86	1.04						
		3/1 Channel System in combination per month			UNC3X	MQ3	121.90										
		Per each DS1 COCI in combination per month			UNC1X	UC1D1	7.35	27.33	2.90	16.86	1.04						

UNBUNDLED NETWORK ELEMENTS - Georgia

CATEGORY	RATE ELEMENTS	Interi m	Zone	BCS	USOC	RATES(\$)					Svc Order Submitted Elec per LSR	Svc Order Submitted Manually per LSR	Incremental Charge - Manual Svc Order vs. Electronic- 1st	Incremental Charge - Manual Svc Order vs. Electronic- Add'l	Incremental Charge - Manual Svc Order vs. Electronic- Disc 1st	Incremental Charge - Manual Svc Order vs. Electronic- Disc Add'l
						Rec	Nonrecurring		Nonrecurring Disconnect		OSS Rates(\$)					
							First	Add'l	First	Add'l	SOMEc	SOMAN	SOMAN	SOMAN	SOMAN	SOMAN
	Additional 4-Wire 64Kbps Digital Grade Loop in same DS1 Interoffice Transport Combination - Zone 1		1	UNCDX	UDL64	21.86	195.94	36.38	18.42	6.86						
	Additional 4-Wire 64Kbps Digital Grade Loop in same DS1 Interoffice Transport Combination - Zone 2		2	UNCDX	UDL64	28.36	195.94	36.38	18.42	6.86						
	Additional 4-Wire 64Kbps Digital Grade Loop in same DS1 Interoffice Transport Combination - Zone 3		3	UNCDX	UDL64	38.22	195.94	36.38	18.42	6.86						
	Additional OCU-DP COCI (data) - DS1 to DS0 Channel System combination - per month (2.4-64kbs)			UNCDX	1D1DD	0.9963	27.33	2.90	16.86	1.04						
	Each Additional DS1 Interoffice Channel per mile in same 3/1 Channel System per month			UNC1X	1L5XX	0.1154										
	Each Additional DS1 Interoffice Channel Facility Termination in same 3/1 Channel System per month			UNC1X	U1TF1	34.19	87.76	45.73	43.80	27.97						
	Each Additional DS1 COCI in the same 3/1 channel system combination per month			UNC1X	UC1D1	7.35	27.33	2.90	16.86	1.04						
	Wholesale to UNE, Switch-As-Is Charge			UNC1X	UNCCC		5.70	5.70	6.61	6.61						
EXTENDED 2-WIRE ISDN LOOP WITH DS1 INTEROFFICE TRANSPORT w/ 3/1 MUX																
	First 2-Wire ISDN Loop in a DS1 Interoffice Combination Transport - Zone 1		1	UNCNX	U1L2X	19.82	195.94	36.38	18.42	6.86						
	First 2-Wire ISDN Loop in a DS1 Interoffice Combination Transport - Zone 2		2	UNCNX	U1L2X	26.26	195.94	36.38	18.42	6.86						
	First 2-Wire ISDN Loop in a DS1 Interoffice Combination Transport - Zone 3		3	UNCNX	U1L2X	42.17	195.94	36.38	18.42	6.86						
	First Interoffice Transport - Dedicated - DS1 combination - Per Mile per month			UNC1X	1L5XX	0.1154										
	First Interoffice Transport - Dedicated - DS1 combination - Facility Termination per month			UNC1X	U1TF1	34.19	87.76	45.73	43.80	27.97						
	Per each Channel System 1/0 in combination - per month			UNC1X	MQ1	69.75	86.10									
	Per each 2-wire ISDN COCI (BRITE) in combination - per month			UNCNX	UC1CA	1.66	27.33	2.90	16.86	1.04						
	3/1 Channel System in combination per month			UNC3X	MQ3	121.90										
	Per each DS1 COCI in combination per month			UNC1X	UC1D1	7.35	27.33	2.90	16.86	1.04						
	Additional 2-wire ISDN Loop in same DS1Interoffice Transport Combination - Zone 1		1	UNCNX	U1L2X	19.82	195.94	36.38	18.42	6.86						
	Additional 2-wire ISDN Loop in same DS1Interoffice Transport Combination - Zone 2		2	UNCNX	U1L2X	26.26	195.94	36.38	18.42	6.86						
	Additional 2-wire ISDN Loop in same DS1Interoffice Transport Combination - Zone 3		3	UNCNX	U1L2X	42.17	195.94	36.38	18.42	6.86						
	Additional 2-wire ISDN COCI (BRITE) in same 1/0 channel system combination- per month			UNCNX	UC1CA	1.66	27.33	2.90	16.86	1.04						
	Each Additional DS1 Interoffice Channel per mile in same 3/1 Channel System per month			UNC1X	1L5XX	0.1154										
	Each Additional DS1 Interoffice Channel Facility Termination in same 3/1 Channel System per month			UNC1X	U1TF1	34.19	87.76	45.73	43.80	27.97						
	Each Additional DS1 COCI in the same 3/1 channel system combination per month			UNC1X	UC1D1	7.35	27.33	2.90	16.86	1.04						
	Wholesale to UNE, Switch-As-Is Charge			UNC1X	UNCCC		5.70	5.70	6.61	6.61						
EXTENDED 4-WIRE DS1 LOOP WITH DEDICATED DS1 INTEROFFICE TRANSPORT w/ 3/1 MUX																
	First 4-wire DS1 Digital Lcoal Loop in Combination - Zone 1		1	UNC1X	USLXX	41.02	209.45	70.44	37.91	6.86						
	First 4-wire DS1 Digital Lcoal Loop in Combination - Zone 2		2	UNC1X	USLXX	46.41	209.45	70.44	37.91	6.86						
	First 4-wire DS1 Digital Lcoal Loop in Combination - Zone 3		3	UNC1X	USLXX	62.03	209.45	70.44	37.91	6.86						
	First Interoffice Transport - Dedicated - DS1 combination - Per Mile Per Month			UNC1X	1L5XX	0.1154										
	First Interoffice Transport - Dedicated - DS1 combination - Facility Termination Per Month			UNC1X	U1TF1	34.19	87.76	45.73	43.80	27.97						
	3/1 Channel System in combination per month			UNC3X	MQ3	121.90										
	Per each DS1 COCI combination per month			UNC1X	UC1D1	7.35	27.33	2.90	16.86	1.04						
	Each Additional DS1 Interoffice Channel per mile in same 3/1 Channel System per month			UNC1X	1L5XX	0.1154										

UNBUNDLED NETWORK ELEMENTS - Georgia

CATEGORY	RATE ELEMENTS	Interi m	Zone	BCS	USOC	RATES(\$)					Svc Order Submitted Elec per LSR	Svc Order Submitted Manually per LSR	Incremental Charge - Manual Svc Order vs. Electronic- 1st	Incremental Charge - Manual Svc Order vs. Electronic- Add'l	Incremental Charge - Manual Svc Order vs. Electronic- Disc 1st	Incremental Charge - Manual Svc Order vs. Electronic- Disc Add'l
						Rec	Nonrecurring		Nonrecurring Disconnect		OSS Rates(\$)					
							First	Add'l	First	Add'l	SOMEc	SOMAN	SOMAN	SOMAN	SOMAN	SOMAN
	Each Additional DS1 Interoffice Channel Facility Termination in same 3/1 Channel System per month			UNC1X	U1TF1	34.19	87.76	45.73	43.80	27.97						
	Each Additional DS1 COCI in the same 3/1 channel system combination per month			UNC1X	UC1D1	7.35	27.33	2.90	16.86	1.04						
	Additional 4-Wire DS1 Digital Local Loop in Combination - Zone 1		1	UNC1X	USLXX	41.02	209.45	70.44	37.91	6.86						
	Additional 4-Wire DS1 Digital Local Loop in Combination - Zone 2		2	UNC1X	USLXX	46.41	209.45	70.44	37.91	6.86						
	Additional 4-Wire DS1 Digital Local Loop in Combination - Zone 3		3	UNC1X	USLXX	62.03	209.45	70.44	37.91	6.86						
	Wholesale to UNE, Switch-As-Is Charge			UNC1X	UNCCC		5.70	5.70	6.61	6.61						
EXTENDED 4-WIRE 56 KBPS DIGITAL EXTENDED LOOP WITH DS0 INTEROFFICE TRANSPORT																
	First 4-wire 56 kbps Local Loop in combination - Zone 1		1	UNCDX	UDL56	21.86	195.94	36.38	18.42	6.86						
	First 4-wire 56 kbps Local Loop in combination - Zone 2		2	UNCDX	UDL56	28.36	195.94	36.38	18.42	6.86						
	First 4-wire 56 kbps Local Loop in combination - Zone 3		3	UNCDX	UDL56	38.22	195.94	36.38	18.42	6.86						
	First 4-wire 56 kbps Interoffice Transport - Dedicated - Per Mile per month			UNCDX	1L5XX	0.0057										
	First 4-wire 56 kbps Interoffice Transport - Dedicated - Facility Termination per month			UNCDX	U1TD5	7.83	66.53	33.61	43.42	27.60						
	Wholesale to UNE, Switch-As-Is Charge			UNCDX	UNCCC		5.70	5.70	6.61	6.61						
EXTENDED 4-WIRE 64 KBPS DIGITAL EXTENDED LOOP WITH DS0 INTEROFFICE TRANSPORT																
	First 4-wire 64 kbps Local Loop in combination - Zone 1		1	UNCDX	UDL64	21.86	195.94	36.38	18.42	6.86						
	First 4-wire 64 kbps Local Loop in combination - Zone 2		2	UNCDX	UDL64	28.36	195.94	36.38	18.42	6.86						
	First 4-wire 64 kbps Local Loop in combination - Zone 3		3	UNCDX	UDL64	38.22	195.94	36.38	18.42	6.86						
	First 4-wire 64 kbps Interoffice Transport - Dedicated - Per Mile per month			UNCDX	1L5XX	0.0057										
	First 4-wire 64 kbps Interoffice Transport - Dedicated - Facility Termination per month			UNCDX	U1TD6	7.83	66.53	33.61	43.42	27.60						
	Wholesale to UNE, Switch-As-Is Charge			UNCDX	UNCCC		5.70	5.70	6.61	6.61						
ADDITIONAL NETWORK ELEMENTS																
	When used as a part of a currently combined facility, the non-recurring charges do not apply, but a Switch As Is charge does apply.															
	When used as ordinarily combined network elements in All States, the non-recurring charges apply and the Switch As Is Charge does not.															
	Nonrecurring Currently Combined Network Elements "Switch As Is" Charge															
	Wholesale to UNE, Switch-As-Is Conversion Charge, 2/4-wire VG			UNCVX	UNCCC		5.70	5.70	6.61	6.61						
	Wholesale to UNE, Switch-As-Is Conversion Charge, 4-wire VG			UNCDX	UNCCC		5.70	5.70	6.61	6.61						
	Wholesale to UNE, Switch-As-Is Conversion Charge, DS1			UNC1X	UNCCC		5.70	5.70	6.61	6.61						
	Wholesale to UNE, Switch-As-Is Conversion Charge, DS3			UNC3X	UNCCC		5.70	5.70	6.61	6.61						
	Wholesale to UNE, Switch-As-Is Conversion Charge, STS-1			UNCSX	UNCCC		5.70	5.70	6.61	6.61						
Optional Features & Functions:																
	Clear Channel Capability Extended Frame Option - per DS1	I		U1TD1, ULDD1, UNC1X	CCOEF		0.00	0.00	0.00	0.00						
	Clear Channel Capability Super FrameOption - per DS1	I		U1TD1, ULDD1, UNC1X	CCOSF		0.00	0.00	0.00	0.00						
	Clear Channel Capability (SF/ESF) Option - Subsequent Activity - per DS1	I		ULDD1, U1TD1, UNC1X, USL	NRCCC		184.62	23.78	2.03	0.79						
	C-bit Parity Option - Subsequent Activity - per DS3	i		U1TD3, ULDD3, UE3, UNC3X	NRCC3		218.74	7.66	0.7591	0.00						
MULTIPLEXER Interfaces																
	DS1 to DS0 Channel System per month			UNC1X	MQ1	69.75	86.10									
	Wholesale to UNE, Switch-As-Is Conversion Charge, 1/0 Channel System			UNC1X	UNCCC		5.70	5.70	6.61	6.61						
	OCU-DP COCI (data) - DS1 to DS0 Channel System - per month (2.4-64kbs) used for a Local Loop			UDL	1D1DD	0.9963	11.98	11.39	6.61	6.61						
	OCU-DP COCI (data) - DS1 to DS0 Channel System - per month (2.4-64kbs) used for connection to a channelized DS1 Local Channel in the same SWC as collocation			U1TUD	1D1DD	0.9963	11.98	11.39	6.61	6.61						

UNBUNDLED NETWORK ELEMENTS - Georgia											Attachment: 2 Exh. A					
CATEGORY	RATE ELEMENTS	Interim	Zone	BCS	USOC	RATES(\$)				Svc Order Submitted Elec per LSR	Svc Order Submitted Manually per LSR	Incremental Charge - Manual Svc Order vs. Electronic-1st	Incremental Charge - Manual Svc Order vs. Electronic-Add'l	Incremental Charge - Manual Svc Order vs. Electronic-Disc 1st	Incremental Charge - Manual Svc Order vs. Electronic-Disc Add'l	
						Rec	Nonrecurring		Nonrecurring Disconnect		OSS Rates(\$)					
							First	Add'l	First	Add'l	SOME C	SOMAN	SOMAN	SOMAN	SOMAN	SOMAN
	2-wire ISDN COCI (BRITE) - DS1 to DS0 Channel System - per month for a Local Loop			UDN	UC1CA	1.66	15.81	11.39	6.61	6.61						
	2-wire ISDN COCI (BRITE) - DS1 to DS0 Channel System - per month used for connection to a channelized DS1 Local Channel in the same SWC as collocation			U1TUB	UC1CA	1.66	15.81	11.39	6.61	6.61						
	Voice Grade COCI - DS1 to DS0 Channel System - per month used for a Local Loop			UEA	1D1VG	0.4689	11.98	11.39	6.61	6.61						
	Voice Grade COCI - DS1 to DS0 Channel System - per month used for connection to a channelized DS1 Local Channel in the same SWC as collocation			U1TUC	1D1VG	0.4689	11.98	11.39	6.61	6.61						
	DS3 to DS1 Channel System per month			UNC3X	MQ3	121.90										
	Wholesale to UNE, Switch-As-Is Conversion Charge, 3/1 Channel System			UNC3X	UNCCC		5.70	5.70	6.61	6.61						
	STS-1 to DS1 Channel System per month			UNCSX	MQ3	121.90										
	Wholesale to UNE, Switch-As-Is Conversion Charge, 3/1 Channel System			UNCSX	UNCCC		5.70	5.70	6.61	6.61						
	DS1 COCI used with Loop per month			USL	UC1D1	7.35	15.81	11.39	6.61	6.61						
	DS1 COCI (used for connection to a channelized DS1 Local Channel in the same SWC as collocation) per month			U1TUA	UC1D1	7.35	15.81	11.39	6.61	6.61						
	DS1 COCI used with Interoffice Channel per month			U1TD1	UC1D1	7.35	15.81	11.39	6.61	6.61						
	DS3 Interface Unit (DS1 COCI) used with Local Channel per month			ULDD1	UC1D1	7.35	15.81	11.39	6.61	6.61						
	Access to DCS - Customer Reconfiguration (FlexServ)															
	Customer Reconfiguration Establishment							1.40		1.63						
	DS1 DSC Termination with DS0 Switching					19.65	24.90	18.92	15.04	11.95						
	DS1 DSC Termination with DS1 Switching					7.09	18.18	12.20	11.14	8.05						
	DS3 DSC Termination with DS1 Switching					125.62	24.90	18.92	15.04	11.95						
	Service Rearrangements															
	NRC - Change in Facility Assignment per circuit Service Rearrangement	I		U1TVX, U1TDX, UEA, UDL, U1TUC, U1TUD, U1TUB, ULDVX, ULDDX, UNCVX, UNCDX	URETD		269.92	47.10								
	NRC - Change in Facility Assignment per circuit Project Management (added to CFA per circuit if project managed)	I		U1TVX, U1TDX, UEA, UDL, U1TUC, U1TUD, U1TUB, ULDVX, ULDDX, UNCVX, UNCDX	URETB		1.28	1.28								
	Miscellaneous															
	NRC - Order Coordination Specific Time - Dedicated Transport	I		UNC1X	OCOSR		18.89	18.89								

UNBUNDLED NETWORK ELEMENTS - Kentucky

CATEGORY	RATE ELEMENTS	Interim	Zone	BCS	USOC	RATES(\$)				Svc Order Submitted Elec per LSR	Svc Order Submitted Manually per LSR	Incremental Charge - Manual Svc Order vs. Electronic-1st	Incremental Charge - Manual Svc Order vs. Electronic-Add'l	Incremental Charge - Manual Svc Order vs. Electronic-Disc 1st	Incremental Charge - Manual Svc Order vs. Electronic-Disc Add'l
						Rec	Nonrecurring		Nonrecurring Disconnect		OSS Rates(\$)				
							First	Add'l	First	Add'l	SOMEc	SOMAN	SOMAN	SOMAN	SOMAN
The "Zone" shown in the sections for stand-alone loops or loops as part of a combination refers to Geographically Deaveraged UNE Zones. To view Geographically Deaveraged UNE Zone Designations by Central Office, refer to internet Website: http://www.interconnection.bellsouth.com/become_a_clec/html/interconnection.htm															
OPERATIONS SUPPORT SYSTEMS (OSS) - "STATE SPECIFIC RATES"															
	NOTE: (1) CLEC should contact its contract negotiator if it prefers the "regional" OSS charges as offered by BellSouth. The OSS charges currently contained in this rate exhibit are the PSC state ordered "state specific" service ordering charges. CLEC may elect either the state specific Commission ordered rates for the service ordering charges, or CLEC may elect the regional service ordering charge, however, CLEC can not obtain a mixture of the two regardless if CLEC has a interconnection contract established in each of the 9 states.														
	NOTE: (2) Any element that can be ordered electronically will be billed according to the SOMEc rate listed in this category. Please refer to BellSouth's Local Ordering Handbook (LOH) to determine if a product can be ordered electronically. For those elements that cannot be ordered electronically at present per the LOH, the listed SOMEc rate in this category reflects the charge that would be billed to a CLEC once electronic ordering capabilities come on-line for that element. Otherwise, the manual ordering charge, SOMAN, will be applied to a CLECs bill when it submits an LSR to BellSouth.														
	OSS - Electronic Service Order Charge, Per Local Service Request (LSR) - UNE Only				SOMEc		7.88	0.00	6.82	0.00					
	OSS - Manual Service Order Charge, Per Local Service Request (LSR) - UNE Only				SOMAN		7.86	0.00	0.99	0.00					
UNE SERVICE DATE ADVANCEMENT CHARGE															
	NOTE: The Expedite charge will be maintained commensurate with BellSouth's FCC No.1 Tariff, Section 5 as applicable.														
				UAL, UEANL, UCL, UEF, UDF, UEQ, UDL, UENTW, UDN, UEA, UHL, ULC, USL, U1T12, U1T48, U1TD1, U1TD3, U1TDX, U1TO3, U1TS1, U1TVX, UC1BC, UC1BL, UC1CC, UC1CL, UC1DC, UC1DL, UC1EC, UC1EL, UC1FC, UC1FL, UC1GC, UC1GL, UC1HC, UC1HL, UDL12, UDL48, UDLO3, UDLSX, UE3, ULD12, ULD48, ULDD1, ULDD3, ULDDX, ULDO3, ULDS1, ULDVX, UNC1X, UNC3X, UNCDX, UNCNX, UNCSX, UNCVX, UNLD1, UNLD3, UXTD1, UXTD3, UXTS1, U1TUC, U1TUD, U1TUB, U1TUA,NTCVG, NTCUD, NTCD1											
	UNE Expedite Charge per Circuit or Line Assignable USOC, per Day				SDASP		200.00	200.00							
ORDER MODIFICATION CHARGE															
	Order Modification Charge (OMC)						33.37	0.00	0.00	0.00					
	Order Modification Additional Dispatch Charge (OMCAD)						150.00	0.00	0.00	0.00					
LOOP MODIFICATION															
SUB-LOOPS															
	Sub-Loop Distribution														
	Sub-Loop - Per Cross Box Location - CLEC Feeder Facility Set-Up			UEANL, UEF	USBSA		207.91	207.91							
	Sub-Loop - Per Cross Box Location - Per 25 Pair Panel Set-Up			UEANL, UEF	USBSB		12.50	12.50							
	Sub-Loop - Per Building Equipment Room - CLEC Feeder Facility Set-Up			UEANL	USBSC		80.87	80.87							

UNBUNDLED NETWORK ELEMENTS - Kentucky

CATEGORY	RATE ELEMENTS	Interi m	Zone	BCS	USOC	RATES(\$)				Svc Order Submitted Elec per LSR	Svc Order Submitted Manually per LSR	Incremental Charge - Manual Svc Order vs. Electronic- 1st	Incremental Charge - Manual Svc Order vs. Electronic- Add'l	Incremental Charge - Manual Svc Order vs. Electronic- Disc 1st	Incremental Charge - Manual Svc Order vs. Electronic- Disc Add'l
						Rec	Nonrecurring		Nonrecurring Disconnect		OSS Rates(\$)				
							First	Add'l	First	Add'l	SOMEK	SOMAN	SOMAN	SOMAN	SOMAN
	Sub-Loop - Per Building Equipment Room - Per 25 Pair Panel Set-Up			UEANL	USBSD		45.04	45.04							
	Sub-Loop Distribution Per 2-Wire Analog Voice Grade Loop - Zone 1		1	UEANL	USBN2	6.34	85.03	39.05	59.81	7.90					
	Sub-Loop Distribution Per 2-Wire Analog Voice Grade Loop - Zone 2		2	UEANL	USBN2	9.06	85.03	39.05	59.81	7.90					
	Sub-Loop Distribution Per 2-Wire Analog Voice Grade Loop - Zone 3		3	UEANL	USBN2	14.82	85.03	39.05	59.81	7.90					
	Order Coordination for Unbundled Sub-Loops, per sub-loop pair			UEANL	USBMC		9.00	9.00							
	Sub-Loop Distribution Per 4-Wire Analog Voice Grade Loop - Zone 1		1	UEANL	USBN4	8.14	102.31	56.32	65.24	10.88					
	Sub-Loop Distribution Per 4-Wire Analog Voice Grade Loop - Zone 2		2	UEANL	USBN4	8.63	102.31	56.32	65.24	10.88					
	Sub-Loop Distribution Per 4-Wire Analog Voice Grade Loop - Zone 3		3	UEANL	USBN4	25.60	102.31	56.32	65.24	10.88					
	Order Coordination for Unbundled Sub-Loops, per sub-loop pair			UEANL	USBMC		9.00	9.00							
	Sub-Loop 2-Wire Intrabuilding Network Cable (INC)			UEANL	USBR2	2.57	68.35	22.36	59.81	7.90					
	Order Coordination for Unbundled Sub-Loops, per sub-loop pair			UEANL	USBMC		9.00	9.00							
	Sub-Loop 4-Wire Intrabuilding Network Cable (INC)			UEANL	USBR4	4.98	76.49	30.51	65.24	10.88					
	Order Coordination for Unbundled Sub-Loops, per sub-loop pair			UEANL	USBMC		9.00	9.00							
	Loop Testing - Basic 1st Half Hour			UEANL	URET1		46.88	0.00							
	Loop Testing - Basic Additional Half Hour			UEANL	URETA		24.16	24.16							
	2 Wire Copper Unbundled Sub-Loop Distribution - Zone 1		1	UEF	UCS2X	5.45	85.03	39.05	59.81	7.90					
	2 Wire Copper Unbundled Sub-Loop Distribution - Zone 2		2	UEF	UCS2X	7.06	85.03	39.05	59.81	7.90					
	2 Wire Copper Unbundled Sub-Loop Distribution - Zone 3		3	UEF	UCS2X	9.67	85.03	39.05	59.81	7.90					
	Order Coordination for Unbundled Sub-Loops, per sub-loop pair			UEF	USBMC		9.00	9.00							
	4 Wire Copper Unbundled Sub-Loop Distribution - Zone 1		1	UEF	UCS4X	7.09	102.31	56.32	65.24	10.88					
	4 Wire Copper Unbundled Sub-Loop Distribution - Zone 2		2	UEF	UCS4X	8.66	102.31	56.32	65.24	10.88					
	4 Wire Copper Unbundled Sub-Loop Distribution - Zone 3		3	UEF	UCS4X	19.40	102.31	56.32	65.24	10.88					
	Order Coordination for Unbundled Sub-Loops, per sub-loop pair			UEF	USBMC		9.00	9.00							
	Loop Tagging Service Level 1, Unbundled Copper Loop, Non-Designed and Distribution Subloops			UEF, UEANL	URETL		8.93	0.88							
	Loop Testing - Basic 1st Half Hour			UEF	URET1		46.88	0.00							
	Loop Testing - Basic Additional Half Hour			UEF	URETA		24.16	24.16							
	Unbundled Sub-Loop Modification														
	Unbundled Sub-Loop Modification - 2-W Copper Dist Load Coil/Equip Removal per 2-W PR			UEF	ULM2X		5.23	5.23							
	Unbundled Sub-loop Modification - 4-W Copper Dist Load Coil/Equip Removal per 4-W PR			UEF	ULM4X		5.23	5.23							
	Unbundled Loop Modification, Removal of Bridge Tap, per unbundled loop			UEF	ULMBT		7.97	7.97							
	Unbundled Network Terminating Wire (UNTW)														
	Unbundled Network Terminating Wire (UNTW) per Pair			UENTW	UENPP	0.53	23.51	23.51							
	Network Interface Device (NID)														
	Network Interface Device (NID) - 1-2 lines			UENTW	UND12		73.53	49.47							
	Network Interface Device (NID) - 1-6 lines			UENTW	UND16		115.96	91.91							
	Network Interface Device Cross Connect - 2 W			UENTW	UNDC2		8.56	8.56							
	Network Interface Device Cross Connect - 4W			UENTW	UNDC4		8.56	8.56							
UNE OTHER, PROVISIONING ONLY - NO RATE															

UNBUNDLED NETWORK ELEMENTS - Kentucky												Attachment: 2 Exh. A				
CATEGORY		RATE ELEMENTS	Interim	Zone	BCS	USOC	RATES(\$)				Svc Order Submitted Elec per LSR	Svc Order Submitted Manually per LSR	Incremental Charge - Manual Svc Order vs. Electronic-1st	Incremental Charge - Manual Svc Order vs. Electronic-Add'l	Incremental Charge - Manual Svc Order vs. Electronic-Disc 1st	Incremental Charge - Manual Svc Order vs. Electronic-Disc Add'l
							Rec	Nonrecurring		Nonrecurring Disconnect		OSS Rates(\$)				
								First	Add'l	First	Add'l	SOMEK	SOMAN	SOMAN	SOMAN	SOMAN
		UAL, UCL, UDC, UDL, UDN, UEA, UHL, UEANL, UEF, UEQ, UENTW, NTCVG, NTCUD, NTCDD1, USL			UNECN	0.00	0.00									
		Unbundled Contact Name, Provisioning Only - no rate														
		NID - Dispatch and Service Order for NID installation			UENTW	UNDBX	0.00	0.00								
		UNTW Circuit Establishment, Provisioning Only - No Rate			UENTW	UENCE	0.00	0.00								
HIGH CAPACITY UNBUNDLED LOCAL LOOP																
		NOTE: minimum billing period of three months for DS3/STS-1 Local Loop														
		High Capacity Unbundled Local Loop - DS3 - Per Mile per month			UE3	1L5ND	9.25									
		High Capacity Unbundled Local Loop - DS3 - Facility Termination per month			UE3	UE3PX	308.31	551.38	338.08	173.00	120.42					
		High Capacity Unbundled Local Loop - STS-1 - Per Mile per month			UDLSX	1L5ND	9.25									
		High Capacity Unbundled Local Loop - STS-1 - Facility Termination per month			UDLSX	UDLS1	320.51	551.38	338.08	173.00	120.42					
LOOP MAKE-UP																
		Loop Makeup - Preordering Without Reservation, per working or spare facility queried (Manual).			UMK	UMKLV		23.40	23.40							
		Loop Makeup - Preordering With Reservation, per spare facility queried (Manual).			UMK	UMKLP		24.85	24.85							
		Loop Makeup--With or Without Reservation, per working or spare facility queried (Mechanized)			UMK	UMKMQ		0.67	0.67							
UNBUNDLED EXCHANGE ACCESS LOOP																
2-WIRE ANALOG VOICE GRADE LOOP																
		2 Wire Analog Voice Grade Loop-Service Level 1-Line Splitting-Zone 1		1	UEPSR UEPSB	UEALS	10.56	46.66	22.57	26.65	7.65					
		2 Wire Analog Voice Grade Loop-Service Level 1-Line Splitting-Zone 1		1	UEPSR UEPSB	UEABS	10.56	46.66	22.57	26.65	7.65					
		2 Wire Analog Voice Grade Loop- Service Level 1-Line Splitting-Zone 2		2	UEPSR UEPSB	UEALS	15.34	46.66	22.57	26.65	7.65					
		2 Wire Analog Voice Grade Loop- Service Level 1-Line Splitting-Zone 2		2	UEPSR UEPSB	UEABS	15.34	46.66	22.57	26.65	7.65					
		2 Wire Analog Voice Grade Loop-Service Level 1-Line Splitting-Zone 3		3	UEPSR UEPSB	UEALS	31.11	46.66	22.57	26.65	7.65					
		2 Wire Analog Voice Grade Loop-Service Level 1-Line Splitting-Zone 3		3	UEPSR UEPSB	UEABS	31.11	46.66	22.57	26.65	7.65					
PHYSICAL COLLOCATION																
		Physical Collocation-2 Wire Cross Connects (Loop) for Line Splitting			UEPSR UEPSB	PE1LS	0.0333	24.68	23.68	12.14	10.95					
VIRTUAL COLLOCATION																
		Virtual Collocation-2 Wire Cross Connects (Loop) for Line Splitting			UEPSR UEPSB	VE1LS	0.0309	24.68	23.68	12.14	10.95					
UNBUNDLED DEDICATED TRANSPORT																
INTEROFFICE CHANNEL - DEDICATED TRANSPORT																
		Interoffice Channel - Dedicated Transport - 2-Wire Voice Grade - Per Mile per month			U1TVX	1L5XX	0.01									
		Interoffice Channel - Dedicated Transport- 2- Wire Voice Grade - Facility Termination			U1TVX	U1TV2	29.11	47.34	31.78	22.77	8.75					
		Interoffice Channel - Dedicated Transport- 2-Wire Voice Grade Rev Bat. - Per Mile per month			U1TVX	1L5XX	0.01									
		Interoffice Channel - Dedicated Transport- 2- Wire VG Rev Bat. - Facility Termination			U1TVX	U1TR2	29.11	47.34	31.78	22.77	8.75					
		Interoffice Channel - Dedicated Transport - 4-Wire Voice Grade - Per Mile per month			U1TVX	1L5XX	0.01									
		Interoffice Channel - Dedicated Transport - 4- Wire Voice Grade - Facility Termination			U1TVX	U1TV4	25.86	47.34	31.78	22.77	8.75					

UNBUNDLED NETWORK ELEMENTS - Kentucky	Attachment: 2 Exh. A		
---------------------------------------	----------------------	--	--

CATEGORY	RATE ELEMENTS	Interi m	Zone	BCS	USOC	RATES(\$)	Svc Order Submitted Elec per LSR	Svc Order Submitted Manually per LSR	Incremental Charge - Manual Svc Order vs. Electronic- 1st	Incremental Charge - Manual Svc Order vs. Electronic- Add'l	Incremental Charge - Manual Svc Order vs. Electronic- Disc 1st	Incremental Charge - Manual Svc Order vs. Electronic- Disc Add'l				
						Rec	Nonrecurring		Nonrecurring Disconnect		OSS Rates(\$)					
							First	Add'l	First	Add'l	SOMEc	SOMAN	SOMAN	SOMAN	SOMAN	SOMAN
	Interoffice Channel - Dedicated Transport - 56 kbps - per mile per month			U1TDX	1L5XX	0.0115										
	Interoffice Channel - Dedicated Transport - 56 kbps - Facility Termination			U1TDX	U1TD5	20.97	47.35	31.78	22.77	8.75						
	Interoffice Channel - Dedicated Transport - 64 kbps - per mile per month			U1TDX	1L5XX	0.0115										
	Interoffice Channel - Dedicated Transport - 64 kbps - Facility Termination			U1TDX	U1TD6	20.97	47.35	31.78	22.77	8.75						
	Wholesale to UNE Switch-As-Is Charge			U1TDX	UNCCC		8.98	8.98	11.17	11.17						
	Interoffice Channel - Dedicated Channel - DS1 - Per Mile per month			U1TD1	1L5XX	0.23										
	Interoffice Channel - Dedicated Tranport - DS1 - Facility Termination			U1TD1	U1TF1	96.04	105.52	98.46	23.09	20.49						
	Wholesale to UNE Switch-As-Is Charge			U1TD1	UNCCC		8.98	8.98	11.17	11.17						
	Interoffice Channel - Dedicated Transport - DS3 - Per Mile per month			U1TD3	1L5XX	4.97										
	Interoffice Channel - Dedicated Transport - DS3 - Facility Termination per month			U1TD3	U1TF3	1,175.15	335.40	219.24	89.57	87.75						
	Wholesale to UNE Switch-As-Is Charge			U1TD3	UNCCC		8.98	8.98	11.17	11.17						
	Interoffice Channel - Dedicated Transport - STS-1 - Per Mile per month			U1TS1	1L5XX	4.97										
	Interoffice Channel - Dedicated Transport - STS-1 - Facility Termination			U1TS1	U1TFS	1,149.51	335.40	219.24	89.57	87.75						
	Wholesale to UNE Switch-As-Is Charge			U1TS1	UNCCC		8.98	8.98	11.17	11.17						
	UNBUNDLED DARK FIBER															
	Dark Fiber, Per Four Fiber Strands, Per Route Mile Or Fraction Thereof - Interoffice Transport			UDF, UDFCX	1L5DF	30.74	732.53	192.67	377.27	241.67						
DARK FIBER																
	Dark Fiber, Four Fiber Strands, Per Route Mile or Fraction Thereof per month - Local Channel			UDF, UDFCX	1L5DC	54.06										
	Dark Fiber, Four Fiber Strands, Per Route Mile or Fraction Thereof per month - Local Loop			UDF, UDFCX	1L5DL	54.06										
8XX ACCESS	TEN DIGIT SCREENING															
	8XX Access Ten Digit Screening, Per Call					0.0006478										
	8XX Access Ten Digit Screening w/ 8FL No. Delivery,					0.0006478										
	8XX Access Ten Digit Screening, w/ POTS No. Delivery,					0.0006478										
LNP Query Service																
	LNP Charge Per query					0.0008695										
	LNP Service Establishment Manual						13.82	13.82	12.71	12.71						
	LNP Service Provisioning with Point Code Establishment						953.27	487.00	431.95	317.61						
SIGNALING (CCS7)																
	CCS7 Signaling Usage, Per TCAP Message					0.0000656										
	CCS7 Signaling Usage, Per ISUP Message					0.0000164										
911 PBX LOCATE																
	911 PBX LOCATE DATABASE CAPABILITY															
	Service Establishment per CLEC per End User Account			9PBDC	9PBEU		1,814.00									
	Changes to TN Range or Customer Profile			9PBDC	9PBTN		181.57									
	Per Telephone Number (Monthly)			9PBDC	9PBMM	0.07										
	Change Company (Service Provider) ID			9PBDC	9PBPC		533.00									
	PBX Locate Service Support per CLEC (Monthlt)			9PBDC	9PBMR	179.88										
	Service Order Charge			9PBDC	9PBSC		7.86									
	911 PBX LOCATE TRANSPORT COMPONENT															
	See Att 3															
ENHANCED EXTENDED LINK (EELs)																
	NOTE: The monthly recurring and non-recurring charges below will apply and the Switch-As-Is Charge will not apply for UNE combinations provisioned as ' Ordinarily Combined' Network Elements.															
	NOTE: The monthly recurring and the Switch-As-Is Charge and not the non-recurring charges below will apply for UNE combinations provisioned as ' Currently Combined' Network Elements.															
	EXTENTED 2-WIRE VOICE GRADE EXTENDED LOOP WITH DEDICATED DS1 INTEROFFICE TRANSPORT															
	First 2-Wire VG Loop (SL2) in Combination - Zone 1		1	UNCVX	UEAL2	12.67	125.22	60.48	59.69	7.84						
	First 2-Wire VG Loop (SL2) in Combination - Zone 2		2	UNCVX	UEAL2	17.45	125.22	60.48	59.69	7.84						

UNBUNDLED NETWORK ELEMENTS - Kentucky

CATEGORY	RATE ELEMENTS	Interi m	Zone	BCS	USOC	RATES(\$)					Svc Order Submitted Elec per LSR	Svc Order Submitted Manually per LSR	Incremental Charge - Manual Svc Order vs. Electronic- 1st	Incremental Charge - Manual Svc Order vs. Electronic- Add'l	Incremental Charge - Manual Svc Order vs. Electronic- Disc 1st	Incremental Charge - Manual Svc Order vs. Electronic- Disc Add'l
						Rec	Nonrecurring		Nonrecurring Disconnect		OSS Rates(\$)					
							First	Add'l	First	Add'l	SOMECE	SOMAN	SOMAN	SOMAN	SOMAN	SOMAN
	First 2-Wire VG Loop (SL2) in Combination - Zone 3		3	UNCVX	UEAL2	33.22	125.22	60.48	59.69	7.84						
	Interoffice Transport - Dedicated - DS1 combination - Per Mile per month			UNC1X	1L5XX	0.19										
	Interoffice Transport - Dedicated - DS1 combination - Facility Termination per month			UNC1X	U1TF1	79.02	181.24	123.53	56.72	22.32						
	1/0 Channelization System in combination Per Month			UNC1X	MQ1	113.33	57.26	14.74	1.86	1.67						
	Voice Grade COCI - Per Month			UNCVX	1D1VG	0.62	6.71	4.84								
	Each Additional 2-Wire VG Loop (SL 2) in Combination - Zone 1		1	UNCVX	UEAL2	12.67	125.22	60.48	59.69	7.84						
	Each Additional 2-Wire VG Loop (SL 2) in Combination - Zone 2		2	UNCVX	UEAL2	17.45	125.22	60.48	59.69	7.84						
	Each Additional 2-Wire VG Loop (SL 2) in Combination - Zone 3		3	UNCVX	UEAL2	33.22	125.22	60.48	59.69	7.84						
	Voice Grade COCI - Per Month			UNCVX	1D1VG	0.62	6.71	4.84								
	Wholesale to UNE, Switch-As-Is Charge			UNC1X	UNCCC		8.98	8.98	11.17	11.17						
EXTENDED 4-WIRE VOICE GRADE EXTENDED LOOP WITH DEDICATED DS1 INTEROFFICE TRANSPORT																
	First 4-Wire Analog Voice Grade Loop in Combination - Zone 1		1	UNCVX	UEAL4	29.26	125.22	60.48	59.69	7.84						
	First 4-Wire Analog Voice Grade Loop in Combination - Zone 2		2	UNCVX	UEAL4	34.25	125.22	60.48	59.69	7.84						
	First 4-Wire Analog Voice Grade Loop in Combination - Zone 3		3	UNCVX	UEAL4	85.06	125.22	60.48	59.69	7.84						
	Interoffice Transport - Dedicated - DS1 combination - Per Mile Per Month			UNC1X	1L5XX	0.19										
	Interoffice Transport - Dedicated - DS1 - Facility Termination Per Month			UNC1X	U1TF1	79.02	181.24	123.53	56.72	22.32						
	1/0 Channel System in combination Per Month			UNC1X	MQ1	113.33	57.26	14.74	1.86	1.67						
	Voice Grade COCI in combination - per month			UNCVX	1D1VG	0.62	6.71	4.84								
	Additional 4-Wire Analog Voice Grade Loop in same DS1 Interoffice Transport Combination - Zone 1		1	UNCVX	UEAL4	29.26	125.22	60.48	59.69	7.84						
	Additional 4-Wire Analog Voice Grade Loop in same DS1 Interoffice Transport Combination - Zone 2		2	UNCVX	UEAL4	34.25	125.22	60.48	59.69	7.84						
	Additional 4-Wire Analog Voice Grade Loop in same DS1 Interoffice Transport Combination - Zone 3		3	UNCVX	UEAL4	85.06	125.22	60.48	59.69	7.84						
	Additional Voice Grade COCI in combination - per month			UNCVX	1D1VG	0.62	6.71	4.84								
	Wholesale to UNE, Switch-As-Is Charge			UNC1X	UNCCC		8.98	8.98	11.17	11.17						
EXTENDED 4-WIRE 56 KBPS EXTENDED DIGITAL LOOP WITH DEDICATED DS1 INTEROFFICE TRANSPORT																
	First 4-Wire 56Kbps Digital Grade Loop in Combination - Zone 1		1	UNCDX	UDL56	27.59	125.22	60.48	59.69	7.84						
	First 4-Wire 56Kbps Digital Grade Loop in Combination - Zone 2		2	UNCDX	UDL56	32.48	125.22	60.48	59.69	7.84						
	First 4-Wire 56Kbps Digital Grade Loop in Combination - Zone 3		3	UNCDX	UDL56	36.37	125.22	60.48	59.69	7.84						
	Interoffice Transport - Dedicated - DS1 combination - Per Mile Per Month			UNC1X	1L5XX	0.19										
	Interoffice Transport - Dedicated - DS1 - combination Facility Termination Per Month			UNC1X	U1TF1	79.02	181.24	123.53	56.72	22.32						
	1/0 Channel System in combination Per Month			UNC1X	MQ1	113.33	57.26	14.74	1.86	1.67						
	OCU-DP COCI (data) per month (2.4-64kbs)			UNCDX	1D1DD	1.32	6.71	4.84								
	Additional 4-Wire 56Kbps Digital Grade Loop in same DS1 Interoffice Transport Combination - Zone 1		1	UNCDX	UDL56	27.59	125.22	60.48	59.69	7.84						
	Additional 4-Wire 56Kbps Digital Grade Loop in same DS1 Interoffice Transport Combination - Zone 2		2	UNCDX	UDL56	32.48	125.22	60.48	59.69	7.84						
	Additional 4-Wire 56Kbps Digital Grade Loop in same DS1 Interoffice Transport Combination - Zone 3		3	UNCDX	UDL56	36.37	125.22	60.48	59.69	7.84						
	Additional OCU-DP COCI (data) - in combination per month (2.4-64kbs)			UNCDX	1D1DD	1.32	6.71	4.84								
	Wholesale to UNE, Switch-As-Is Charge			UNC1X	UNCCC		8.98	8.98	11.17	11.17						
EXTENDED 4-WIRE 64 KBPS EXTENDED DIGITAL LOOP WITH DEDICATED DS1 INTEROFFICE TRANSPORT																

UNBUNDLED NETWORK ELEMENTS - Kentucky

CATEGORY	RATE ELEMENTS	Interi m	Zone	BCS	USOC	RATES(\$)					Svc Order Submitted Elec per LSR	Svc Order Submitted Manually per LSR	Incremental Charge - Manual Svc Order vs. Electronic- 1st	Incremental Charge - Manual Svc Order vs. Electronic- Add'l	Incremental Charge - Manual Svc Order vs. Electronic- Disc 1st	Incremental Charge - Manual Svc Order vs. Electronic- Disc Add'l
						Rec	Nonrecurring		Nonrecurring Disconnect		OSS Rates(\$)					
							First	Add'l	First	Add'l	SOMEc	SOMAN	SOMAN	SOMAN	SOMAN	SOMAN
	First 4-Wire 64Kbps Digital Grade Loop in Combination - Zone 1		1	UNCDX	UDL64	27.59	125.22	60.48	59.69	7.84						
	First 4-Wire 64Kbps Digital Grade Loop in Combination - Zone 2		2	UNCDX	UDL64	32.48	125.22	60.48	59.69	7.84						
	First 4-Wire 64Kbps Digital Grade Loop in Combination - Zone 3		3	UNCDX	UDL64	36.37	125.22	60.48	59.69	7.84						
	Interoffice Transport - Dedicated - DS1 combination - Per Mile Per Month			UNC1X	1L5XX	0.19										
	interoffice Transport - Dedicated - DS1 combination - Facility Termination Per Month			UNC1X	U1TF1	79.02	181.24	123.53	56.72	22.32						
	1/0 Channel System in combination Per Month			UNC1X	MQ1	113.33	57.26	14.74	1.86	1.67						
	OCU-DP COCI (data) - in combination - per month (2.4-64kbs)			UNCDX	1D1DD	1.32	6.71	4.84								
	Additional 4-Wire 64Kbps Digital Grade Loop in same DS1 Interoffice Transport Combination - Zone 1		1	UNCDX	UDL64	27.59	125.22	60.48	59.69	7.84						
	Additional 4-Wire 64Kbps Digital Grade Loop in same DS1 Interoffice Transport Combination - Zone 2		2	UNCDX	UDL64	32.48	125.22	60.48	59.69	7.84						
	Additional 4-Wire 64Kbps Digital Grade Loop in same DS1 Interoffice Transport Combination - Zone 3		3	UNCDX	UDL64	36.37	125.22	60.48	59.69	7.84						
	Additional OCU-DP COCI (data) - in combination - per month (2.4-64kbs)			UNCDX	1D1DD	1.32	6.71	4.84								
	Wholesale to UNE, Switch-As-Is Charge			UNC1X	UNCCC		8.98	8.98	11.17	11.17						
EXTENDED 4-WIRE DS1 DIGITAL EXTENDED LOOP WITH DEDICATED DS1 INTEROFFICE TRANSPORT																
	4-Wire DS1 Digital Loop in Combination - Zone 1		1	UNC1X	USLXX	86.47	210.70	114.60	63.96	17.97						
	4-Wire DS1 Digital Loop in Combination - Zone 2		2	UNC1X	USLXX	114.10	210.70	114.60	63.96	17.97						
	4-Wire DS1 Digital Loop in Combination - Zone 3		3	UNC1X	USLXX	297.76	210.70	114.60	63.96	17.97						
	Interoffice Transport - Dedicated - DS1 combination - Per Mile Per Month			UNC1X	1L5XX	0.19										
	Interoffice Transport - Dedicated - DS1 combination - Facility Termination Per Month			UNC1X	U1TF1	79.02	181.24	123.53	56.72	22.32						
	Wholesale to UNE, Switch-As-Is Charge			UNC1X	UNCCC		8.98	8.98	11.17	11.17						
EXTENDED 4-WIRE DS1 DIGITAL EXTENDED LOOP WITH DEDICATED DS3 INTEROFFICE TRANSPORT																
	First DS1Loop in Combination - Zone 1		1	UNC1X	USLXX	86.47	210.70	114.60	63.96	17.97						
	First DS1Loop in Combination - Zone 2		2	UNC1X	USLXX	114.10	210.70	114.60	63.96	17.97						
	First DS1Loop in Combination - Zone 3		3	UNC1X	USLXX	297.76	210.70	114.60	63.96	17.97						
	Interoffice Transport - Dedicated - DS3 combination - Per Mile Per Month			UNC3X	1L5XX	4.09										
	Interoffice Transport - Dedicated - DS3 - Facility Termination per month			UNC3X	U1TF3	966.89	350.56	141.58	48.00	23.39						
	3/1Channel System in combination per month			UNC3X	MQ3	158.20	115.48	56.53	15.12	5.30						
	DS1 COCI in combination per month			UNC1X	UC1D1	11.80	6.71	4.84								
	Additional DS1Loop in DS3 Interoffice Transport Combination - Zone 1		1	UNC1X	USLXX	86.47	210.70	114.60	63.96	17.97						
	Additional DS1Loop in DS3 Interoffice Transport Combination - Zone 2		2	UNC1X	USLXX	114.10	210.70	114.60	63.96	17.97						
	Additional DS1Loop in DS3 Interoffice Transport Combination - Zone 3		3	UNC1X	USLXX	297.76	210.70	114.60	63.96	17.97						
	Additoinal DS1 COCI in combination per month			UNC1X	UC1D1	11.80	6.71	4.84								
	Wholesale to UNE, Switch-As-Is Charge			UNC3X	UNCCC		8.98	8.98	11.17	11.17						
EXTENDED 2-WIRE VOICE GRADE EXTENDED LOOP/ 2 WIRE VOICE GRADE INTEROFFICE TRANSPORT																
	2-WireVG Loop in combination - Zone 1		1	UNCVX	UEAL2	12.67	125.22	60.48	59.69	7.84						
	2-WireVG Loop in combination - Zone 2		2	UNCVX	UEAL2	17.45	125.22	60.48	59.69	7.84						
	2-WireVG Loop in combination - Zone 3		3	UNCVX	UEAL2	33.22	125.22	60.48	59.69	7.84						
	Interoffice Transport - 2-wire VG - Dedicated- Per Mile Per Month			UNCVX	1L5XX	0.01										
	Interoffice Transport - 2-wire VG - Dedicated - Facility Termination per month			UNCVX	U1TV2	23.95	98.09	53.67	56.31	22.42						
	Wholesale to UNE, Switch-As-Is Charge			UNCVX	UNCCC		8.98	8.98	11.17	11.17						
EXTENDED 4-WIRE VOICE GRADE EXTENDED LOOP/ 4 WIRE VOICE GRADE INTEROFFICE TRANSPORT																
	4-WireVG Loop in combination - Zone 1		1	UNCVX	UEAL4	29.26	125.22	60.48	59.69	7.84						

UNBUNDLED NETWORK ELEMENTS - Kentucky

CATEGORY	RATE ELEMENTS	Interi m	Zone	BCS	USOC	RATES(\$)					Svc Order Submitted Elec per LSR	Svc Order Submitted Manually per LSR	Incremental Charge - Manual Svc Order vs. Electronic- 1st	Incremental Charge - Manual Svc Order vs. Electronic- Add'l	Incremental Charge - Manual Svc Order vs. Electronic- Disc 1st	Incremental Charge - Manual Svc Order vs. Electronic- Disc Add'l
						Rec	Nonrecurring		Nonrecurring Disconnect		OSS Rates(\$)					
							First	Add'l	First	Add'l	SOMEc	SOMAN	SOMAN	SOMAN	SOMAN	SOMAN
	4-WireVG Loop in combination - Zone 2		2	UNCVX	UEAL4	34.25	125.22	60.48	59.69	7.84						
	4-WireVG Loop in combination - Zone 3		3	UNCVX	UEAL4	85.06	125.22	60.48	59.69	7.84						
	Interoffice Transport - 4-wire VG - Dedicated - Per Mile Per Month			UNCVX	1L5XX	0.01										
	Interoffice Transport - 4-wire VG - Dedicated - Facility Termination per month			UNCVX	U1TV4	21.28	98.09	53.67	56.31	22.42						
	Wholesale to UNE, Switch-As-Is Charge			UNCVX	UNCCC		8.98	8.98	11.17	11.17						
	EXTENDED DS3 DIGITAL EXTENDED LOOP WITH DEDICATED DS3 INTEROFFICE TRANSPORT															
	DS3 Local Loop in combination - per mile per month			UNC3X	1L5ND	9.25										
	DS3 Local Loop in combination - Facility Termination per month			UNC3X	UE3PX	308.31	237.36	147.69	83.43	32.67						
	Interoffice Transport - Dedicated - DS3 - Per Mile per month			UNC3X	1L5XX	4.09										
	Interoffice Transport - Dedicated - DS3 combination - Facility Termination per month			UNC3X	U1TF3	966.89	350.56	141.58	48.00	23.39						
	Wholesale to UNE, Switch-As-Is Charge			UNC3X	UNCCC		8.98	8.98	11.17	11.17						
	EXTENDED STS-1 DIGITAL EXTENDED LOOP WITH DEDICATED STS-1 INTEROFFICE TRANSPORT															
	STS-1 Local Lolo in combination - per mile per month			UNCSX	1L5ND	9.25										
	STS-1 Local Loop in combination - Facility Termination per month			UNCSX	UDLS1	320.51	237.36	147.69	83.43	32.67						
	Interoffice Transport - Dedicated - STS-1 combination - per mile per month			UNCSX	1L5XX	4.09										
	Interoffice Transport - Dedicated - STS-1 combination - Facility Termination per month			UNCSX	U1TFS	945.79	350.56	141.58	48.00	23.39						
	Wholesale to UNE, Switch-As-Is Charge			UNCSX	UNCCC		8.98	8.98	11.17	11.17						
	EXTENDED 2-WIRE ISDN EXTENDED LOOP WITH DS1 INTEROFFICE TRANSPORT															
	First 2-Wire ISDN Loop in Combination - Zone 1		1	UNCNX	U1L2X	18.44	125.22	60.48	59.69	7.84						
	First 2-Wire ISDN Loop in Combination - Zone 2		2	UNCNX	U1L2X	25.08	125.22	60.48	59.69	7.84						
	First 2-Wire ISDN Loop in Combination - Zone 3		3	UNCNX	U1L2X	42.87	125.22	60.48	59.69	7.84						
	Interoffice Transport - Dedicated - DS1 combination - per mile per month			UNC1X	1L5XX	0.19										
	Interoffice Transport - Dedicated - DS1 combination - Facility Termination per month			UNC1X	U1TF1	79.02	181.24	123.53	56.72	22.32						
	1/0 Channel System in combination - per month			UNC1X	MQ1	113.33	57.26	14.74	1.86	1.67						
	2-wire ISDN COCI (BRITE) - in combination - per month			UNCNX	UC1CA	2.84	6.71	4.84								
	Additional 2-wire ISDN Loop in same DS1Interoffice Transport Combination - Zone 1		1	UNCNX	U1L2X	18.44	125.22	60.48	59.69	7.84						
	Additional 2-wire ISDN Loop in same DS1Interoffice Transport Combination - Zone 2		2	UNCNX	U1L2X	25.08	125.22	60.48	59.69	7.84						
	Additional 2-wire ISDN Loop in same DS1Interoffice Transport Combination - Zone 3		3	UNCNX	U1L2X	42.87	125.22	60.48	59.69	7.84						
	Additional 2-wire ISDN COCI (BRITE) - in combination- per month			UNCNX	UC1CA	2.84	6.71	4.84								
	Wholesale to UNE, Switch-As-Is Charge			UNC1X	UNCCC		8.98	8.98	11.17	11.17						
	EXTENDED 4-WIRE DS1 DIGITAL EXTENDED LOOP WITH DEDICATED STS-1 INTEROFFICE TRANSPORT															
	First DS1 Loop Combination - Zone 1		1	UNC1X	USLXX	86.47	210.70	114.60	63.96	17.97						
	First DS1 Loop Combination - Zone 2		2	UNC1X	USLXX	114.10	210.70	114.60	63.96	17.97						
	First DS1 Loop Combination - Zone 3		3	UNC1X	USLXX	297.76	210.70	114.60	63.96	17.97						
	Interoffice Transport - Dedicated - STS-1 combination - Per Mile Per Month			UNCSX	1L5XX	4.09										
	Interoffice Transport - Dedicated - STS-1 combination - Facility Termination per month			UNCSX	U1TFS	945.79	350.56	141.58	48.00	23.39						
	3/1 Channel System in combination per month			UNCSX	MQ3	158.20	115.48	56.53	15.12	5.30						
	DS1 COCI in combination per month			UNC1X	UC1D1	11.80	6.71	4.84								
	Additional DS1Loop in the same STS-1 Interoffice Transport Combination - Zone 1		1	UNC1X	USLXX	86.47	210.70	114.60	63.96	17.97						
	Additional DS1Loop in the same STS-1 Interoffice Transport Combination - Zone 2		2	UNC1X	USLXX	114.10	210.70	114.60	63.96	17.97						
	Additional DS1Loop in the same STS-1 Interoffice Transport Combination - Zone 3		3	UNC1X	USLXX	297.76	210.70	114.60	63.96	17.97						

UNBUNDLED NETWORK ELEMENTS - Kentucky

CATEGORY	RATE ELEMENTS	Interi m	Zone	BCS	USOC	RATES(\$)					Svc Order Submitted Elec per LSR	Svc Order Submitted Manually per LSR	Incremental Charge - Manual Svc Order vs. Electronic- 1st	Incremental Charge - Manual Svc Order vs. Electronic- Add'l	Incremental Charge - Manual Svc Order vs. Electronic- Disc 1st	Incremental Charge - Manual Svc Order vs. Electronic- Disc Add'l
						Rec	Nonrecurring		Nonrecurring Disconnect		OSS Rates(\$)					
							First	Add'l	First	Add'l	SOMEc	SOMAN	SOMAN	SOMAN	SOMAN	SOMAN
	DS1 COCI in combination per month			UNC1X	UC1D1	11.80	6.71	4.84								
	Wholesale to UNE, Switch-As-Is Charge			UNCSX	UNCCC		8.98	8.98	11.17	11.17						
	EXTENDED 4-WIRE 56 KBPS DIGITAL EXTENDED LOOP WITH 56 KBPS INTEROFFICE TRANSPORT															
	4-wire 56 kbps Local Loop in combination - Zone 1		1	UNCDX	UDL56	27.59	125.22	60.48	59.69	7.84						
	4-wire 56 kbps Local Loop in combination - Zone 2		2	UNCDX	UDL56	32.48	125.22	60.48	59.69	7.84						
	4-wire 56 kbps Local Loop in combination - Zone 3		3	UNCDX	UDL56	36.37	125.22	60.48	59.69	7.84						
	Interoffice Transport - Dedicated - 4-wire 56 kbps combination - Per Mile per month			UNCDX	1L5XX	0.01										
	Interoffice Transport - Dedicated - 4-wire 56 kbps combination - Facility Termination per month			UNCDX	U1TD5	17.25	98.09	53.67	56.31	22.42						
	Wholesale to UNE, Switch-As-Is Charge			UNCDX	UNCCC		8.98	8.98	11.17	11.17						
	EXTENDED 4-WIRE 64 KBPS DIGITAL EXTENDED LOOP WITH 64 KBPS INTEROFFICE TRANSPORT															
	4-wire 64 kbps Lcoal Loop in Combination - Zone 1		1	UNCDX	UDL64	27.59	125.22	60.48	59.69	7.84						
	4-wire 64 kbps Lcoal Loop in Combination - Zone 2		2	UNCDX	UDL64	32.48	125.22	60.48	59.69	7.84						
	4-wire 64 kbps Lcoal Loop in Combination - Zone 3		3	UNCDX	UDL64	36.37	125.22	60.48	59.69	7.84						
	Interoffice Transport - Dedicated - 4-wire 64 kbps combination - Per Mile per month			UNCDX	1L5XX	0.01										
	Interoffice Transport - Dedicated - 4-wire 64 kbps combination - Facility Termination per month			UNCDX	U1TD6	17.25	98.09	53.67	56.31	22.42						
	Wholesale to UNE, Switch-As-Is Charge			UNCDX	UNCCC		8.98	8.98	11.17	11.17						
	EXTENDED 2-WIRE VOICE GRADE LOOP WITH DS1 INTEROFFICE TRANSPORT w/ 3/1 MUX															
	First 2-wire VG Loop (SL2) in Combination - Zone 1		1	UNCVX	UEAL2	12.67	125.22	60.48	59.69	7.84						
	First 2-wire VG Loop (SL2) in Combination - Zone 2		2	UNCVX	UEAL2	17.45	125.22	60.48	59.69	7.84						
	First 2-wire VG Loop (SL2) in Combination - Zone 3		3	UNCVX	UEAL2	33.22	125.22	60.48	59.69	7.84						
	First Interoffice Transport - Dedicated - DS1 combination - Per Mile			UNC1X	1L5XX	0.19										
	First Interoffice Transport - Dedicated - DS1 combination - Facility Termination per month			UNC1X	U1TF1	79.02	181.24	123.53	56.72	22.32						
	Per each DS1 Channelization System Per Month			UNC1X	MQ1	113.33	57.26	14.74	1.86	1.67						
	Per each Voice Grade COCI - Per Month per month			UNCVX	1D1VG	0.62	6.71	4.84								
	3/1 Channel System in combination per month			UNC3X	MQ3	158.20	115.48	56.53	15.12	5.30						
	Per each DS1 COCI in combination per month			UNC1X	UC1D1	11.80	6.71	4.84								
	Each Additional 2-Wire VG Loop(SL 2) in the same DS1 Interoffice Transport Combination - Zone 1		1	UNCVX	UEAL2	12.67	125.22	60.48	59.69	7.84						
	Each Additional 2-Wire VG Loop(SL2) in the same DS1 Interoffice Transport Combination - Zone 2		2	UNCVX	UEAL2	17.45	125.22	60.48	59.69	7.84						
	Each Additional 2-Wire VG Loop(SL2) in the same DS1 Interoffice Transport Combination - Zone 3		3	UNCVX	UEAL2	33.22	125.22	60.48	59.69	7.84						
	Each Additional Voice Grade COCI in combination - per month			UNCVX	1D1VG	0.62	6.71	4.84								
	Each Additional DS1 Interoffice Channel per mile in same 3/1 Channel System per month			UNC1X	1L5XX	0.19										
	Each Additional DS1 Interoffice Channel Facility Termination in same 3/1 Channel System per month			UNC1X	U1TF1	79.02	181.24	123.53	56.72	22.32						
	Each Additional DS1 COCI combination per month			UNC1X	UC1D1	11.80	6.71	4.84								
	Wholesale to UNE, Switch-As-Is Charge			UNC1X	UNCCC		8.98	8.98	11.17	11.17						
	EXTENDED 4-WIRE VOICE GRADE LOOP WITH DEDICATED DS1 INTEROFFICE TRANSPORT w/ 3/1 MUX															
	First 4-Wire Analog Voice Grade Local Loop in Combination - Zone 1		1	UNCVX	UEAL4	29.26	125.22	60.48	59.69	7.84						
	First 4-Wire Analog Voice Grade Local Loop in Combination - Zone 2		2	UNCVX	UEAL4	34.25	125.22	60.48	59.69	7.84						
	First 4-Wire Analog Voice Grade Local Loop in Combination - Zone 3		3	UNCVX	UEAL4	85.06	125.22	60.48	59.69	7.84						
	First Interoffice Transport - Dedicated - DS1 combination - Per Mile Per Month			UNC1X	1L5XX	0.19										
	First Interoffice Transport - Dedicated - DS1 - Facility Termination Per Month			UNC1X	U1TF1	79.02	181.24	123.53	56.72	22.32						
	Per each 1/0 Channel System in combination Per Month			UNC1X	MQ1	113.33	57.26	14.74	1.86	1.67						
	Per each Voice Grade COCI in combination - per month			UNCVX	1D1VG	0.62	6.71	4.84								
	3/1 Channel System in combination per month			UNC3X	MQ3	158.20	115.48	56.53	15.12	5.30						

UNBUNDLED NETWORK ELEMENTS - Kentucky

CATEGORY	RATE ELEMENTS	Interi m	Zone	BCS	USOC	RATES(\$)					Svc Order Submitted Elec per LSR	Svc Order Submitted Manually per LSR	Incremental Charge - Manual Svc Order vs. Electronic- 1st	Incremental Charge - Manual Svc Order vs. Electronic- Add'l	Incremental Charge - Manual Svc Order vs. Electronic- Disc 1st	Incremental Charge - Manual Svc Order vs. Electronic- Disc Add'l
						Rec	Nonrecurring		Nonrecurring Disconnect		OSS Rates(\$)					
							First	Add'l	First	Add'l	SOMEc	SOMAN	SOMAN	SOMAN	SOMAN	SOMAN
	Per each DS1 COCI in combination per month			UNC1X	UC1D1	11.80	6.71	4.84								
	Additional 4-Wire Analog Voice Grade Loop in same DS1 Interoffice Transport Combination - Zone 1		1	UNCVX	UEAL4	29.26	125.22	60.48	59.69	7.84						
	Additional 4-Wire Analog Voice Grade Loop in same DS1 Interoffice Transport Combination - Zone 2		2	UNCVX	UEAL4	34.25	125.22	60.48	59.69	7.84						
	Additional 4-Wire Analog Voice Grade Loop in same DS1 Interoffice Transport Combination - Zone 3		3	UNCVX	UEAL4	85.06	125.22	60.48	59.69	7.84						
	Each Additional DS1 Interoffice Channel per mile in same 3/1 Channel System per month			UNC1X	1L5XX	0.19										
	Each Additional DS1 Interoffice Channel Facility Termination in same 3/1 Channel System per month			UNC1X	U1TF1	79.02	181.24	123.53	56.72	22.32						
	Additional Voice Grade COCI - in combination - per month			UNCVX	1D1VG	0.62	6.71	4.84								
	Wholesale to UNE, Switch-As-Is Charge			UNC1X	UNCCC		8.98	8.98	11.17	11.17						
	EXTENDED 4-WIRE 56 KBPS DIGITAL LOOP WITH DEDICATED DS1 INTEROFFICE TRANSPORT w/ 3/1 MUX															
	First 4-Wire 56Kbps Digital Grade Local Loop in Combination - Zone 1		1	UNCDX	UDL56	27.59	125.22	60.48	59.69	7.84						
	First 4-Wire 56Kbps Digital Grade Local Loop in Combination - Zone 2		2	UNCDX	UDL56	32.48	125.22	60.48	59.69	7.84						
	First 4-Wire 56Kbps Digital Grade Local Loop in Combination - Zone 3		3	UNCDX	UDL56	36.37	125.22	60.48	59.69	7.84						
	First Interoffice Transport - Dedicated - DS1 combination - Per Mile Per Month			UNC1X	1L5XX	0.19										
	First Interoffice Transport - Dedicated - DS1 - combination Facility Termination Per Month			UNC1X	U1TF1	79.02	181.24	123.53	56.72	22.32						
	Per each 1/0 Channel System in combination Per Month			UNC1X	MQ1	113.33	57.26	14.74	1.86	1.67						
	Per each OCU-DP COCI (data) COCI per month (2.4-64kbs)			UNCDX	1D1DD	1.32	6.71	4.84								
	3/1 Channel System in combination per month			UNC3X	MQ3	158.20	115.48	56.53	15.12	5.30						
	Per each DS1 COCI in combination per month			UNC1X	UC1D1	11.80	6.71	4.84								
	Additional 4-Wire 56Kbps Digital Grade Loop in same DS1 Interoffice Transport Combination - Zone 1		1	UNCDX	UDL56	27.59	125.22	60.48	59.69	7.84						
	Additional 4-Wire 56Kbps Digital Grade Loop in same DS1 Interoffice Transport Combination - Zone 2		2	UNCDX	UDL56	32.48	125.22	60.48	59.69	7.84						
	Additional 4-Wire 56Kbps Digital Grade Loop in same DS1 Interoffice Transport Combination - Zone 3		3	UNCDX	UDL56	36.37	125.22	60.48	59.69	7.84						
	OCU-DP COCI (data) COCI in combination per month (2.4-64kbs)			UNCDX	1D1DD	1.32	6.71	4.84								
	Each Additional DS1 Interoffice Channel per mile in same 3/1 Channel System per month			UNC1X	1L5XX	0.19										
	Each Additional DS1 Interoffice Channel Facility Termination in same 3/1 Channel System per month			UNC1X	U1TF1	79.02	181.24	123.53	56.72	22.32						
	Each Additional DS1 COCI in the same 3/1 channel system combination per month			UNC1X	UC1D1	11.80	6.71	4.84								
	Wholesale to UNE, Switch-As-Is Charge			UNC1X	UNCCC		8.98	8.98	11.17	11.17						
	EXTENDED 4-WIRE 64 KBPS DIGITAL LOOP WITH DEDICATED DS1 INTEROFFICE TRANSPORT w/ 3/1 MUX															
	First 4-Wire 64Kbps Digital Grade Loop in a DS1 Interoffice Transport Combination - Zone 1		1	UNCDX	UDL64	27.59	125.22	60.48	59.69	7.84						
	First 4-Wire 64Kbps Digital Grade Loop in a DS1 Interoffice Transport Combination - Zone 2		2	UNCDX	UDL64	32.48	125.22	60.48	59.69	7.84						
	First 4-Wire 64Kbps Digital Grade Loop in a DS1 Interoffice Transport Combination - Zone 3		3	UNCDX	UDL64	36.37	125.22	60.48	59.69	7.84						
	First Interoffice Transport - Dedicated - DS1 combination - Per Mile Per Month			UNC1X	1L5XX	0.19										
	First Interoffice Transport - Dedicated - DS1 combination - Facility Termination Per Month			UNC1X	U1TF1	79.02	181.24	123.53	56.72	22.32						
	Per each Channel System 1/0 in combination Per Month			UNC1X	MQ1	113.33	57.26	14.74	1.86	1.67						
	Per each OCU-DP COCI (data) in combination - per month (2.4-64kbs)			UNCDX	1D1DD	1.32	6.71	4.84								
	3/1 Channel System in combination per month			UNC3X	MQ3	158.20	115.48	56.53	15.12	5.30						

UNBUNDLED NETWORK ELEMENTS - Kentucky

CATEGORY	RATE ELEMENTS	Interim	Zone	BCS	USOC	RATES(\$)					Svc Order Submitted Elec per LSR	Svc Order Submitted Manually per LSR	Incremental Charge - Manual Svc Order vs. Electronic-1st	Incremental Charge - Manual Svc Order vs. Electronic-Add'l	Incremental Charge - Manual Svc Order vs. Electronic-Disc 1st	Incremental Charge - Manual Svc Order vs. Electronic-Disc Add'l
						Rec	Nonrecurring		Nonrecurring Disconnect		OSS Rates(\$)					
							First	Add'l	First	Add'l	SOMEK	SOMAN	SOMAN	SOMAN	SOMAN	SOMAN
	Additional 4-Wire 64Kbps Digital Grade Loop in same DS1 Interoffice Transport Combination - Zone 1		1	UNCDX	UDL64	27.59	125.22	60.48	59.69	7.84						
	Additional 4-Wire 64Kbps Digital Grade Loop in same DS1 Interoffice Transport Combination - Zone 2		2	UNCDX	UDL64	32.48	125.22	60.48	59.69	7.84						
	Additional 4-Wire 64Kbps Digital Grade Loop in same DS1 Interoffice Transport Combination - Zone 3		3	UNCDX	UDL64	36.37	125.22	60.48	59.69	7.84						
	Additional OCU-DP COCI (data) - DS1 to DS0 Channel System combination - per month (2.4-64kbs)			UNCDX	1D1DD	1.32	6.71	4.84								
	Each Additional DS1 Interoffice Channel per mile in same 3/1 Channel System per month			UNC1X	1L5XX	0.19										
	Each Additional DS1 Interoffice Channel Facility Termination in same 3/1 Channel System per month			UNC1X	U1TF1	79.02	181.24	123.53	56.72	22.32						
	Each Additional DS1 COCI in the same 3/1 channel system combination per month			UNC1X	UC1D1	11.80	6.71	4.84								
	Wholesale to UNE, Switch-As-Is Charge			UNC1X	UNCCC		8.98	8.98	11.17	11.17						
EXTENDED 2-WIRE ISDN LOOP WITH DS1 INTEROFFICE TRANSPORT w/ 3/1 MUX																
	First 2-Wire ISDN Loop in a DS1 Interoffice Combination Transport - Zone 1		1	UNCNX	U1L2X	18.44	125.22	60.48	59.69	7.84						
	First 2-Wire ISDN Loop in a DS1 Interoffice Combination Transport - Zone 2		2	UNCNX	U1L2X	25.08	125.22	60.48	59.69	7.84						
	First 2-Wire ISDN Loop in a DS1 Interoffice Combination Transport - Zone 3		3	UNCNX	U1L2X	42.87	125.22	60.48	59.69	7.84						
	First Interoffice Transport - Dedicated - DS1 combination - Per Mile per month			UNC1X	1L5XX	0.19										
	First Interoffice Transport - Dedicated - DS1 combination - Facility Termination per month			UNC1X	U1TF1	79.02	181.24	123.53	56.72	22.32						
	Per each Channel System 1/0 in combination - per month			UNC1X	MQ1	113.33	57.26	14.74	1.86	1.67						
	Per each 2-wire ISDN COCI (BRITE) in combination - per month			UNCNX	UC1CA	2.84	6.71	4.84								
	3/1 Channel System in combination per month			UNC3X	MQ3	158.20	115.48	56.53	15.12	5.30						
	Per each DS1 COCI in combination per month			UNC1X	UC1D1	11.80	6.71	4.84								
	Additional 2-wire ISDN Loop in same DS1Interoffice Transport Combination - Zone 1		1	UNCNX	U1L2X	18.44	125.22	60.48	59.69	7.84						
	Additional 2-wire ISDN Loop in same DS1Interoffice Transport Combination - Zone 2		2	UNCNX	U1L2X	25.08	125.22	60.48	59.69	7.84						
	Additional 2-wire ISDN Loop in same DS1Interoffice Transport Combination - Zone 3		3	UNCNX	U1L2X	42.87	125.22	60.48	59.69	7.84						
	Additional 2-wire ISDN COCI (BRITE) in same 1/0 channel system combination- per month			UNCNX	UC1CA	2.84	6.71	4.84								
	Each Additional DS1 Interoffice Channel per mile in same 3/1 Channel System per month			UNC1X	1L5XX	0.19										
	Each Additional DS1 Interoffice Channel Facility Termination in same 3/1 Channel System per month			UNC1X	U1TF1	79.02	181.24	123.53	56.72	22.32						
	Each Additional DS1 COCI in the same 3/1 channel system combination per month			UNC1X	UC1D1	11.80	6.71	4.84								
	Wholesale to UNE, Switch-As-Is Charge			UNC1X	UNCCC		8.98	8.98	11.17	11.17						
EXTENDED 4-WIRE DS1 LOOP WITH DEDICATED DS1 INTEROFFICE TRANSPORT w/ 3/1 MUX																
	First 4-wire DS1 Digital Lcoal Loop in Combination - Zone 1		1	UNC1X	USLXX	86.47	210.70	114.60	63.96	17.97						
	First 4-wire DS1 Digital Lcoal Loop in Combination - Zone 2		2	UNC1X	USLXX	114.10	210.70	114.60	63.96	17.97						
	First 4-wire DS1 Digital Lcoal Loop in Combination - Zone 3		3	UNC1X	USLXX	297.76	210.70	114.60	63.96	17.97						
	First Interoffice Transport - Dedicated - DS1 combination - Per Mile Per Month			UNC1X	1L5XX	0.19										
	First Interoffice Transport - Dedicated - DS1 combination - Facility Termination Per Month			UNC1X	U1TF1	79.02	181.24	123.53	56.72	22.32						
	3/1 Channel System in combination per month			UNC3X	MQ3	158.20	115.48	56.53	15.12	5.30						
	Per each DS1 COCI combination per month			UNC1X	UC1D1	11.80	6.71	4.84								
	Each Additional DS1 Interoffice Channel per mile in same 3/1 Channel System per month			UNC1X	1L5XX	0.19										

UNBUNDLED NETWORK ELEMENTS - Kentucky

CATEGORY	RATE ELEMENTS	Interi m	Zone	BCS	USOC	RATES(\$)					Svc Order Submitted Elec per LSR	Svc Order Submitted Manually per LSR	Incremental Charge - Manual Svc Order vs. Electronic- 1st	Incremental Charge - Manual Svc Order vs. Electronic- Add'l	Incremental Charge - Manual Svc Order vs. Electronic- Disc 1st	Incremental Charge - Manual Svc Order vs. Electronic- Disc Add'l
						Rec	Nonrecurring		Nonrecurring Disconnect		OSS Rates(\$)					
							First	Add'l	First	Add'l	SOMECE	SOMAN	SOMAN	SOMAN	SOMAN	SOMAN
	Each Additional DS1 Interoffice Channel Facility Termination in same 3/1 Channel System per month			UNC1X	U1TF1	79.02	181.24	123.53	56.72	22.32						
	Each Additional DS1 COCI in the same 3/1 channel system combination per month			UNC1X	UC1D1	11.80	6.71	4.84								
	Additional 4-Wire DS1 Digital Local Loop in Combination - Zone 1		1	UNC1X	USLXX	86.47	210.70	114.60	63.96	17.97						
	Additional 4-Wire DS1 Digital Local Loop in Combination - Zone 2		2	UNC1X	USLXX	114.10	210.70	114.60	63.96	17.97						
	Additional 4-Wire DS1 Digital Local Loop in Combination - Zone 3		3	UNC1X	USLXX	297.76	210.70	114.60	63.96	17.97						
	Wholesale to UNE, Switch-As-Is Charge			UNC1X	UNCCC		8.98	8.98	11.17	11.17						
EXTENDED 4-WIRE 56 KBPS DIGITAL EXTENDED LOOP WITH DS0 INTEROFFICE TRANSPORT																
	First 4-wire 56 kbps Local Loop in combination - Zone 1		1	UNCDX	UDL56	27.59	125.22	60.48	59.69	7.84						
	First 4-wire 56 kbps Local Loop in combination - Zone 2		2	UNCDX	UDL56	32.48	125.22	60.48	59.69	7.84						
	First 4-wire 56 kbps Local Loop in combination - Zone 3		3	UNCDX	UDL56	36.37	125.22	60.48	59.69	7.84						
	First 4-wire 56 kbps Interoffice Transport - Dedicated - Per Mile per month			UNCDX	1L5XX	0.01										
	First 4-wire 56 kbps Interoffice Transport - Dedicated - Facility Termination per month			UNCDX	U1TD5	17.25	98.09	53.67	56.31	22.42						
	Wholesale to UNE, Switch-As-Is Charge			UNCDX	UNCCC		8.98	8.98	11.17	11.17						
EXTENDED 4-WIRE 64 KBPS DIGITAL EXTENDED LOOP WITH DS0 INTEROFFICE TRANSPORT																
	First 4-wire 64 kbps Local Loop in combination - Zone 1		1	UNCDX	UDL64	27.59	125.22	60.48	59.69	7.84						
	First 4-wire 64 kbps Local Loop in combination - Zone 2		2	UNCDX	UDL64	32.48	125.22	60.48	59.69	7.84						
	First 4-wire 64 kbps Local Loop in combination - Zone 3		3	UNCDX	UDL64	36.37	125.22	60.48	59.69	7.84						
	First 4-wire 65 kbps Interoffice Transport - Dedicated - Per Mile per month			UNCDX	1L5XX	0.01										
	First 4-wire 64 kbps Interoffice Transport - Dedicated - Facility Termination per month			UNCDX	U1TD6	17.25	98.09	53.67	56.31	22.42						
	Wholesale to UNE, Switch-As-Is Charge			UNCDX	UNCCC		8.98	8.98	11.17	11.17						
ADDITIONAL NETWORK ELEMENTS																
	When used as a part of a currently combined facility, the non-recurring charges do not apply, but a Switch As Is charge does apply.															
	When used as ordinarily combined network elements in All States, the non-recurring charges apply and the Switch As Is Charge does not.															
	Nonrecurring Currently Combined Network Elements "Switch As Is" Charge															
	Wholesale to UNE, Switch-As-Is Conversion Charge, 2/4-wire VG			UNCVX	UNCCC		8.98	8.98	11.17	11.17						
	Wholesale to UNE, Switch-As-Is Conversion Charge, 4-wire VG			UNCDX	UNCCC		8.98	8.98	11.17	11.17						
	Wholesale to UNE, Switch-As-Is Conversion Charge, DS1			UNC1X	UNCCC		8.98	8.98	11.17	11.17						
	Wholesale to UNE, Switch-As-Is Conversion Charge, DS3			UNC3X	UNCCC		8.98	8.98	11.17	11.17						
	Wholesale to UNE, Switch-As-Is Conversion Charge, STS-1			UNCSX	UNCCC		8.98	8.98	11.17	11.17						
Optional Features & Functions:																
	Clear Channel Capability Extended Frame Option - per DS1	I		U1TD1, ULDD1,UNC1X	CCOEF		0.00	0.00	0.00	0.00						
	Clear Channel Capability Super FrameOption - per DS1	I		U1TD1, ULDD1,UNC1X	CCOSF		0.00	0.00	0.00	0.00						
	Clear Channel Capability (SF/ESF) Option - Subsequent Activity - per DS1	I		ULDD1, U1TD1, UNC1X, USL	NRCCC		184.91	23.82	1.99	0.78						
	C-bit Parity Option - Subsequent Activity - per DS3	i		U1TD3, ULDD3, UE3, UNC3X	NRCC3		205.70	7.20	0.6924	0.00						
MULTIPLEXER Interfaces																
	DS1 to DS0 Channel System per month			UNC1X	MQ1	113.33	57.26	14.74	1.86	1.67						
	Wholesale to UNE, Switch-As-Is Conversion Charge, 1/0 Channel System			UNC1X	UNCCC		8.98	8.98	11.17	11.17						
	OCU-DP COCI (data) - DS1 to DS0 Channel System - per month (2.4-64kbs) used for a Local Loop			UDL	1D1DD	1.32	10.07	7.08								
	OCU-DP COCI (data) - DS1 to DS0 Channel System - per month (2.4-64kbs) used for connection to a channelized DS1 Local Channel in the same SWC as collocation			U1TUD	1D1DD	1.32	10.07	7.08								

UNBUNDLED NETWORK ELEMENTS - Kentucky											Attachment: 2 Exh. A					
CATEGORY	RATE ELEMENTS	Interim	Zone	BCS	USOC	RATES(\$)				Svc Order Submitted Elec per LSR	Svc Order Submitted Manually per LSR	Incremental Charge - Manual Svc Order vs. Electronic-1st	Incremental Charge - Manual Svc Order vs. Electronic-Add'l	Incremental Charge - Manual Svc Order vs. Electronic-Disc 1st	Incremental Charge - Manual Svc Order vs. Electronic-Disc Add'l	
						Rec	Nonrecurring		Nonrecurring Disconnect		OSS Rates(\$)					
							First	Add'l	First	Add'l	SOME C	SOMAN	SOMAN	SOMAN	SOMAN	SOMAN
	2-wire ISDN COCI (BRITE) - DS1 to DS0 Channel System - per month for a Local Loop			UDN	UC1CA	2.84	10.07	7.08								
	2-wire ISDN COCI (BRITE) - DS1 to DS0 Channel System - per month used for connection to a channelized DS1 Local Channel in the same SWC as collocation			U1TUB	UC1CA	2.84	10.07	7.08								
	Voice Grade COCI - DS1 to DS0 Channel System - per month used for a Local Loop			UEA	1D1VG	0.6228	10.07	7.08								
	Voice Grade COCI - DS1 to DS0 Channel System - per month used for connection to a channelized DS1 Local Channel in the same SWC as collocation			U1TUC	1D1VG	0.6228	10.07	7.08								
	DS3 to DS1 Channel System per month			UNC3X	MQ3	158.20	115.48	56.53	15.12	5.30						
	Wholesale to UNE, Switch-As-Is Conversion Charge, 3/1 Channel System			UNC3X	UNCCC		8.98	8.98	11.17	11.17						
	STS-1 to DS1 Channel System per month			UNCSX	MQ3	158.20	115.48	56.53	15.12	5.30						
	Wholesale to UNE, Switch-As-Is Conversion Charge, 3/1 Channel System			UNCSX	UNCCC		8.98	8.98	11.17	11.17						
	DS1 COCI used with Loop per month			USL	UC1D1	11.80	10.07	7.08								
	DS1 COCI (used for connection to a channelized DS1 Local Channel in the same SWC as collocation) per month			U1TUA	UC1D1	11.80	10.07	7.08								
	DS1 COCI used with Interoffice Channel per month			U1TD1	UC1D1	11.80	10.07	7.08								
	DS3 Interface Unit (DS1 COCI) used with Local Channel per month			ULDD1	UC1D1	11.80	10.07	7.08								
	Access to DCS - Customer Reconfiguration (FlexServ)															
	Customer Reconfiguration Establishment						1.63		2.03							
	DS1 DSC Termination with DS0 Switching					25.69	32.88	23.58	21.09	15.88						
	DS1 DSC Termination with DS1 Switching					12.41	25.07	15.76	16.23	11.02						
	DS3 DSC Termination with DS1 Switching					154.20	32.88	23.58	21.09	15.88						
	Service Rearrangements															
	NRC - Change in Facility Assignment per circuit Service Rearrangement	I		U1TVX, U1TDX, UEA, UDL, U1TUC, U1TUD, U1TUB, ULDDVX, ULDDX, UNCVX, UNCDX	URETD		269.66	47.05								
	NRC - Change in Facility Assignment per circuit Project Management (added to CFA per circuit if project managed)	I		U1TVX, U1TDX, UEA, UDL, U1TUC, U1TUD, U1TUB, ULDDVX, ULDDX, UNCVX, UNCDX	URETB		1.28	1.28								
	Miscellaneous															
	NRC - Order Coordination Specific Time - Dedicated Transport	I		UNC1X	OCOSR		18.87	18.87								

UNBUNDLED NETWORK ELEMENTS - Florida											Attachment: 2 Exh. B						
CATEGORY	RATE ELEMENTS					Interim	Zone	BCS	USOC	RATES (\$)		Svc Order Submitted Elec per LSR	Svc Order Submitted Manually per LSR	Incremental Charge - Manual Svc Order vs. Electronic-1st	Incremental Charge - Manual Svc Order vs. Electronic-Add'l	Incremental Charge - Manual Svc Order vs. Electronic-Disc 1st	Incremental Charge - Manual Svc Order vs. Electronic-Disc Add'l

UNBUNDLED NETWORK ELEMENTS - Florida

CATEGORY	RATE ELEMENTS	Interim	Zone	BCS	USOC	RATES (\$)				Svc Order Submitted Elec per LSR	Svc Order Submitted Manually per LSR	Incremental Charge - Manual Svc Order vs. Electronic-1st	Incremental Charge - Manual Svc Order vs. Electronic-Add'l	Incremental Charge - Manual Svc Order vs. Electronic-Disc 1st	Incremental Charge - Manual Svc Order vs. Electronic-Disc Add'l	
						Rec	Nonrecurring		Nonrecurring Disconnect		OSS Rates (\$)					
							First	Add'l	First	Add'l	SOMEc	SOMAN	SOMAN	SOMAN	SOMAN	SOMAN
	Local Channel - Dedicated - 2-Wire Voice Grade Rev. Bat. - Zone 1		1	ULDVX	ULDR2	22.61										
	Local Channel - Dedicated - 2-Wire Voice Grade Rev. Bat. - Zone 2		2	ULDVX	ULDR2	32.13										
	Local Channel - Dedicated - 2-Wire Voice Grade Rev. Bat. - Zone 3		3	ULDVX	ULDR2	57.02										
	Local Channel - Dedicated - 4-Wire Voice Grade - Zone 1		1	ULDVX, UNCVX	ULDV4	23.52										
	Local Channel - Dedicated - 4-Wire Voice Grade - Zone 2		2	ULDVX, UNCVX	ULDV4	33.42										
	Local Channel - Dedicated - 4-Wire Voice Grade - Zone 3		3	ULDVX, UNCVX	ULDV4	59.29										
	Local Channel - Dedicated - DS1 - Zone 1		1	ULDD1, UNC1X	ULDF1	41.96										
	Local Channel - Dedicated - DS1 - Zone 2		2	ULDD1, UNC1X	ULDF1	59.63										
	Local Channel - Dedicated - DS1 - Zone 3		3	ULDD1, UNC1X	ULDF1	105.80										
	Local Channel - Dedicated - DS3 - Per Mile per month			ULDD3, UNC3X	1L5NC	9.78										
	Local Channel - Dedicated - DS3 - Facility Termination			ULDD3, UNC3X	ULDF3	611.70										
	Local Channel - Dedicated - STS-1- Per Mile per month			ULDS1, UNC3X	1L5NC	9.78										
	Local Channel - Dedicated - STS-1 - Facility Termination			ULDS1, UNC3X	ULDFS	621.79										
ENHANCED EXTENDED LINK (EELS)																
NOTE: The monthly recurring and non-recurring charges below will apply and the Switch-As-Is Charge will not apply for UNE combinations provisioned as ' Ordinarily Combined' Network Elements.																
NOTE: The monthly recurring and the Switch-As-Is Charge and not the non-recurring charges below will apply for UNE combinations provisioned as ' Currently Combined' Network Elements.																
2-WIRE VOICE GRADE LOOP FOR USE IN A COMBINATION																
	2-Wire VG Loop (SL2) in Combination - Zone 1		1	UNCVX	UEAL2	14.08										
	2-Wire VG Loop (SL2) in Combination - Zone 2		2	UNCVX	UEAL2	20.01										
	2-Wire VG Loop (SL2) in Combination - Zone 3		3	UNCVX	UEAL2	35.50										
	Voice Grade COCI - Per Month			UNCVX	1D1VG	1.59										
4-WIRE VOICE GRADE LOOP FOR USE IN A COMBINATION																
	4-Wire Analog Voice Grade Loop in Combination - Zone 1		1	UNCVX	UEAL4	21.72										
	4-Wire Analog Voice Grade Loop in Combination - Zone 2		2	UNCVX	UEAL4	30.87										
	4-Wire Analog Voice Grade Loop in Combination - Zone 3		3	UNCVX	UEAL4	54.76										
	Voice Grade COCI in combination - per month			UNCVX	1D1VG	1.59										
4-WIRE 56 KBPS DIGITAL LOOP FOR USE IN A COMBINATION																
	4-Wire 56Kbps Digital Grade Loop in Combination - Zone 1		1	UNCDX	UDL56	25.53										
	4-Wire 56Kbps Digital Grade Loop in Combination - Zone 2		2	UNCDX	UDL56	36.29										
	4-Wire 56Kbps Digital Grade Loop in Combination - Zone 3		3	UNCDX	UDL56	64.39										
	OCU-DP COCI (data) per month (2.4-64kbs)			UNCDX	1D1DD	2.42										
4-WIRE 64 KBPS DIGITAL LOOP FOR USE IN A COMBINATION																
	4-Wire 64Kbps Digital Grade Loop in Combination - Zone 1		1	UNCDX	UDL64	25.53										
	4-Wire 64Kbps Digital Grade Loop in Combination - Zone 2		2	UNCDX	UDL64	36.29										
	4-Wire 64Kbps Digital Grade Loop in Combination - Zone 3		3	UNCDX	UDL64	64.39										
	OCU-DP COCI (data) - in combination - per month (2.4-64kbs)			UNCDX	1D1DD	2.42										
2-WIRE ISDN LOOP FOR USE IN COMBINATION																
	2-Wire ISDN Loop in Combination - Zone 1		1	UNCNX	U1L2X	22.17										
	2-Wire ISDN Loop in Combination - Zone 2		2	UNCNX	U1L2X	31.51										
	2-Wire ISDN Loop in Combination - Zone 3		3	UNCNX	U1L2X	55.91										
	2-wire ISDN COCI (BRITE) - in combination - per month			UNCNX	UC1CA	4.21										
4-WIRE DS1 DIGITAL LOOP FOR USE IN A COMBINATION																
	4-Wire DS1 Digital Loop in Combination - Zone 1		1	UNC1X	USLXX	81.35										
	4-Wire DS1 Digital Loop in Combination - Zone 2		2	UNC1X	USLXX	115.62										
	4-Wire DS1 Digital Loop in Combination - Zone 3		3	UNC1X	USLXX	205.15										
	DS1 COCI in combination per month			UNC1X	UC1D1	15.82										
2 WIRE VOICE GRADE INTEROFFICE TRANSPORT FOR USE IN A COMBINATION																
	Interoffice Transport - 2-wire VG - Dedicated- Per Mile Per Month			UNCVX	1L5XX	0.01										
	Interoffice Transport - 2-wire VG - Dedicated - Facility Termination per month			UNCVX	U1TV2	29.12										
4 WIRE VOICE GRADE INTEROFFICE TRANSPORT FOR USE IN A COMBINATION																
	Interoffice Transport - 4-wire VG - Dedicated - Per Mile Per Month			UNCVX	1L5XX	0.01										
	Interoffice Transport - 4-wire VG - Dedicated - Facility Termination per month			UNCVX	U1TV4	25.97										

UNBUNDLED NETWORK ELEMENTS - Florida

CATEGORY	RATE ELEMENTS	Interi m	Zone	BCS	USOC	RATES (\$)				Svc Order Submitted Elec per LSR	Svc Order Submitted Manually per LSR	Incremental Charge - Manual Svc Order vs. Electronic- 1st	Incremental Charge - Manual Svc Order vs. Electronic- Add'l	Incremental Charge - Manual Svc Order vs. Electronic- Disc 1st	Incremental Charge - Manual Svc Order vs. Electronic- Disc Add'l	
						Rec	Nonrecurring		Nonrecurring Disconnect		OSS Rates (\$)					
							First	Add'l	First	Add'l	SOMEc	SOMAN	SOMAN	SOMAN	SOMAN	SOMAN
	DS1 INTEROFFICE TRANSPORT FOR COMBINATION															
	Interoffice Transport - Dedicated - DS1 combination - Per Mile per month			UNC1X	1L5XX	0.21										
	Interoffice Transport - Dedicated - DS1 combination - Facility Termination per month			UNC1X	U1TF1	101.71										
	DS3 INTEROFFICE TRANSPORT FOR USE IN A COMBINATION															
	Interoffice Transport - Dedicated - DS3 combination - Per Mile Per Month			UNC3X	1L5XX	4.45										
	Interoffice Transport - Dedicated - DS3 - Facility Termination per month			UNC3X	U1TF3	1231.65										
	STS-1 INTEROFFICE TRANSPORT FOR USE IN COMBINATION															
	Interoffice Transport - Dedicated - STS-1 combination - Per Mile Per Month			UNCSX	1L5XX	4.45										
	Interoffice Transport - Dedicated - STS-1 combination - Facility Termination per month			UNCSX	U1TFS	1214.40										
	4-WIRE 56 KBPS DIGITAL LOOP WITH 56 KBPS INTEROFFICE TRANSPORT															
	4-wire 56 kbps Local Loop in combination - Zone 1		1	UNCDX	UDL56	25.53										
	4-wire 56 kbps Local Loop in combination - Zone 2		2	UNCDX	UDL56	36.29										
	4-wire 56 kbps Local Loop in combination - Zone 3		3	UNCDX	UDL56	64.39										
	Interoffice Transport - Dedicated - 4-wire 56 kbps combination - Per Mile per month			UNCDX	1L5XX	0.01										
	Interoffice Transport - Dedicated - 4-wire 56 kbps combination - Facility Termination per month			UNCDX	U1TD5	21.21										
	4-WIRE 64 KBPS DIGITAL EXTENDED LOOP WITH 64 KBPS INTEROFFICE TRANSPORT															
	4-wire 64 kbps Local Loop in Combination - Zone 1		1	UNCDX	UDL64	25.53										
	4-wire 64 kbps Local Loop in Combination - Zone 2		2	UNCDX	UDL64	36.29										
	4-wire 64 kbps Local Loop in Combination - Zone 3		3	UNCDX	UDL64	64.39										
	Interoffice Transport - Dedicated - 4-wire 64 kbps combination - Per Mile per month			UNCDX	1L5XX	0.01										
	Interoffice Transport - Dedicated - 4-wire 64 kbps combination - Facility Termination per month			UNCDX	U1TD6	21.21										
	4-WIRE 56 KBPS DIGITAL EXTENDED LOOP WITH DS0 INTEROFFICE TRANSPORT															
	4-wire 56 kbps Local Loop in combination - Zone 1		1	UNCDX	UDL56	25.53										
	4-wire 56 kbps Local Loop in combination - Zone 2		2	UNCDX	UDL56	36.29										
	4-wire 56 kbps Local Loop in combination - Zone 3		3	UNCDX	UDL56	64.39										
	4-wire 56 kbps Interoffice Transport - Dedicated - Per Mile per month			UNCDX	1L5XX	0.01										
	4-wire 56 kbps Interoffice Transport - Dedicated - Facility Termination per month			UNCDX	U1TD5	21.21										
	4-WIRE 64 KBPS DIGITAL EXTENDED LOOP WITH DS0 INTEROFFICE TRANSPORT															
	4-wire 64 kbps Local Loop in combination - Zone 1		1	UNCDX	UDL64	25.53										
	4-wire 64 kbps Local Loop in combination - Zone 2		2	UNCDX	UDL64	36.29										
	4-wire 64 kbps Local Loop in combination - Zone 3		3	UNCDX	UDL64	64.39										
	4-wire 65 kbps Interoffice Transport - Dedicated - Per Mile per month			UNCDX	1L5XX	0.01										
	4-wire 64 kbps Interoffice Transport - Dedicated - Facility Termination per month			UNCDX	U1TD6	21.21										
	DS1 DIGITAL LOOP AND DS1 INTEROFFICE TRANSPORT															
	4-Wire DS1 Digital Loop in Combination - Zone 1		1	UNC1X	USLXX	81.35										
	4-Wire DS1 Digital Loop in Combination - Zone 2		2	UNC1X	USLXX	115.62										
	4-Wire DS1 Digital Loop in Combination - Zone 3		3	UNC1X	USLXX	205.15										
	Interoffice Transport - Dedicated - DS1 combination - Per Mile per month			UNC1X	1L5XX	0.21										
	Interoffice Transport - Dedicated - DS1 combination - Facility Termination per month			UNC1X	U1TF1	101.71										
	DS3 DIGITAL LOOP WITH DEDICATED DS3 INTEROFFICE TRANSPORT															
	DS3 Local Loop in combination - per mile per month			UNC3X	1L5ND	14.44										
	DS3 Local Loop in combination - Facility Termination per month			UNC3X	UE3PX	511.65										

UNBUNDLED NETWORK ELEMENTS - Florida											Attachment: 2 Exh. B					
CATEGORY	RATE ELEMENTS		Interim	Zone	BCS	USOC	RATES (\$)				Svc Order Submitted Elec per LSR	Svc Order Submitted Manually per LSR	Incremental Charge - Manual Svc Order vs. Electronic-1st	Incremental Charge - Manual Svc Order vs. Electronic-Add'l	Incremental Charge - Manual Svc Order vs. Electronic-Disc 1st	Incremental Charge - Manual Svc Order vs. Electronic-Disc Add'l
							Rec	Nonrecurring		Nonrecurring Disconnect		OSS Rates (\$)				
								First	Add'l	First	Add'l	SOMEc	SOMAN	SOMAN	SOMAN	SOMAN
		Interoffice Transport - Dedicated - DS3 - Per Mile per month			UNC3X	1L5XX	4.45									
		Interoffice Transport - Dedicated - DS3 combination - Facility Termination per month			UNC3X	U1TF3	1231.65									
	STS-1 DIGITAL LOOP WITH DEDICATED STS-1 INTEROFFICE TRANSPORT															
		STS-1 Local Lolo in combination - per mile per month			UNCSX	1L5ND	14.44									
		STS-1 Local Loop in combination - Facility Termination per month			UNCSX	UDLS1	564.18									
		Interoffice Transport - Dedicated - STS-1 combination - per mile per month			UNCSX	1L5XX	4.45									
		Interoffice Transport - Dedicated - STS-1 combination - Facility Termination per month			UNCSX	U1TFS	1214.40									
ADDITIONAL NETWORK ELEMENTS																
	When used as a part of a currently combined facility, the non-recurring charges do not apply, but a Switch As Is charge does apply.															
	When used as ordinarily combined network elements in All States, the non-recurring charges apply and the Switch As Is Charge does not.															
	Nonrecurring Currently Combined Network Elements "Switch As Is" Charge (One applies to each combination)															
	Optional Features & Functions:															
		Clear Channel Capability Extended Frame Option - per DS1	I		U1TD1, ULDD1,UNC1X	CCOEF		0.00	0.00	0.00	0.00					
		Clear Channel Capability Super FrameOption - per DS1	I		U1TD1, ULDD1,UNC1X	CCOSF		0.00	0.00	0.00	0.00					
		Clear Channel Capability (SF/ESF) Option - Subsequent Activity - per DS1	I		ULDD1, U1TD1, UNC1X, USL	NRCCC		184.92	23.82	2.07	0.80					
		C-bit Parity Option - Subsequent Activity - per DS3	i		U1TD3, ULDD3, UE3, UNC3X	NRCC3		219.09	7.67	0.773	0.00					
MULTIPLEXERS																
		DS1 to DS0 Channel System per month			UNC1X	MQ1	168.79									
		OCU-DP COCI (data) - DS1 to DS0 Channel System - per month (2.4-64kbs) used for a Local Loop			UDL	1D1DD	2.42									
		OCU-DP COCI (data) - DS1 to DS0 Channel System - per month (2.4-64kbs) used for connection to a channelized DS1 Local Channel in the same SWC as collocation			U1TUD	1D1DD	2.42									
		2-wire ISDN COCI (BRITE) - DS1 to DS0 Channel Systsem - per month for a Local Loop			UDN	UC1CA	4.21									
		2-wire ISDN COCI (BRITE) - DS1 to DS0 Channel Systsem - per month used for connection to a channelized DS1 Local Channel in the same SWC as collocation			U1TUB	UC1CA	4.21									
		Voice Grade COCI - DS1 to DS0 Channel System - per month used for a Local Loop			UEA	1D1VG	1.59									
		Voice Grade COCI - DS1 to DS0 Channel System - per month used for connection to a channelized DS1 Local Channel in the same SWC as collocation			U1TUC	1D1VG	1.59									
		DS3 to DS1 Channel System per month			UNC3X	MQ3	242.87									
		STS-1 to DS1 Channel System per month			UNCSX	MQ3	242.87									
		DS1 COCI used with Loop per month			USL	UC1D1	15.82									
		DS1 COCI (used for connection to a channelized DS1 Local Channel in the same SWC as collocation) per month			U1TUA	UC1D1	15.82									
		DS1 COCI used with Interoffice Channel per month			U1TD1	UC1D1	15.82									
		DS3 Interface Unit (DS1 COCI) used with Local Channel per month			ULDD1	UC1D1	15.82									

UNBUNDLED NETWORK ELEMENTS - Georgia											Attachment: 2 Exh. B					
CATEGORY	RATE ELEMENTS					Interim	Zone	BCS	USOC	RATES (\$)	Svc Order Submitted Elec per LSR	Svc Order Submitted Manually per LSR	Incremental Charge - Manual Svc Order vs. Electronic-1st	Incremental Charge - Manual Svc Order vs. Electronic-Add'l	Incremental Charge - Manual Svc Order vs. Electronic-Disc 1st	Incremental Charge - Manual Svc Order vs. Electronic-Disc Add'l
									Rec	Nonrecurring	Nonrecurring Disconnect	OSS Rates (\$)				
										First	Add'l	First	Add'l	SOME C	SOMAN	SOMAN
UNBUNDLED EXCHANGE ACCESS LOOP																
2-WIRE HIGH BIT RATE DIGITAL SUBSCRIBER LINE (HDSL) COMPATIBLE LOOP																
		2 Wire Unbundled HDSL Loop including manual service inquiry & facility reservation - Zone 1	I	1	UHL	UHL2X	9.06									
		2 Wire Unbundled HDSL Loop including manual service inquiry & facility reservation - Zone 2	I	2	UHL	UHL2X	10.45									
		2 Wire Unbundled HDSL Loop including manual service inquiry & facility reservation - Zone 3	I	3	UHL	UHL2X	16.65									
		2 Wire Unbundled HDSL Loop without manual service inquiry and facility reservation - Zone 1	I	1	UHL	UHL2W	9.06									
		2 Wire Unbundled HDSL Loop without manual service inquiry and facility reservation - Zone 2	I	2	UHL	UHL2W	10.45									
		2 Wire Unbundled HDSL Loop without manual service inquiry and facility reservation - Zone 3	I	3	UHL	UHL2W	16.65									
4-WIRE HIGH BIT RATE DIGITAL SUBSCRIBER LINE (HDSL) COMPATIBLE LOOP																
		4 Wire Unbundled HDSL Loop including manual service inquiry and facility reservation - Zone 1	I	1	UHL	UHL4X	11.95									
		4-Wire Unbundled HDSL Loop including manual service inquiry and facility reservation - Zone 2	I	2	UHL	UHL4X	13.80									
		4-Wire Unbundled HDSL Loop including manual service inquiry and facility reservation - Zone 3	I	3	UHL	UHL4X	21.93									
		4-Wire Unbundled HDSL Loop without manual service inquiry and facility reservation - Zone 1	I	1	UHL	UHL4W	11.95									
		4-Wire Unbundled HDSL Loop without manual service inquiry and facility reservation - Zone 2	I	2	UHL	UHL4W	13.80									
		4-Wire Unbundled HDSL Loop without manual service inquiry and facility reservation - Zone 3	I	3	UHL	UHL4W	21.93									
4-WIRE DS1 DIGITAL LOOP																
		4-Wire DS1 Digital Loop - Zone 1		1	USL	USLXX	47.17									
		4-Wire DS1 Digital Loop - Zone 2		2	USL	USLXX	53.37									
		4-Wire DS1 Digital Loop - Zone 3		3	USL	USLXX	71.33									
HIGH CAPACITY UNBUNDLED LOCAL LOOP																
		High Capacity Unbundled Local Loop - DS3 - Per Mile per month			UE3	1L5ND	12.62									
		High Capacity Unbundled Local Loop - DS3 - Facility Termination per month			UE3	UE3PX	291.39									
		High Capacity Unbundled Local Loop - STS-1 - Per Mile per month			UDLSX	1L5ND	12.62									
		High Capacity Unbundled Local Loop - STS-1 - Facility Termination per month			UDLSX	UDLS1	351.23									
UNBUNDLED DEDICATED TRANSPORT																
INTEROFFICE CHANNEL - DEDICATED TRANSPORT																
		Interoffice Channel - Dedicated Channel - DS1 - Per Mile per month			U1TD1	1L5XX	0.13									
		Interoffice Channel - Dedicated Tranport - DS1 - Facility Termination			U1TD1	U1TF1	39.32									
		Interoffice Channel - Dedicated Transport - DS3 - Per Mile per month			U1TD3	1L5XX	2.91									
		Interoffice Channel - Dedicated Transport - DS3 - Facility Termination per month			U1TD3	U1TF3	393.32									
		Interoffice Channel - Dedicated Transport - STS-1 - Per Mile per month			U1TS1	1L5XX	2.92									
		Interoffice Channel - Dedicated Transport - STS-1 - Facility Termination			U1TS1	U1TFS	412.47									
		Local Channel - Dedicated - 2-Wire Voice Grade			ULDVX, UNCVX	ULDV2	8.90									
		Local Channel - Dedicated - 2-Wire Voice Grade Rev Bat			ULDVX	ULDR2	8.90									
		Local Channel - Dedicated - 4-Wire Voice Grade			ULDVX, UNCVX	ULDV4	10.03									
		Local Channel - Dedicated - DS1 Zone 1		1	ULDD1, UNC1X	ULDF1	21.24									

UNBUNDLED NETWORK ELEMENTS - Georgia

CATEGORY	RATE ELEMENTS	Interi m	Zone	BCS	USOC	RATES (\$)				Svc Order Submitted Elec per LSR	Svc Order Submitted Manually per LSR	Incremental Charge - Manual Svc Order vs. Electronic- 1st	Incremental Charge - Manual Svc Order vs. Electronic- Add'l	Incremental Charge - Manual Svc Order vs. Electronic- Disc 1st	Incremental Charge - Manual Svc Order vs. Electronic- Disc Add'l	
						Rec	Nonrecurring		Nonrecurring Disconnect		OSS Rates (\$)					
							First	Add'l	First	Add'l	SOMEc	SOMAN	SOMAN	SOMAN	SOMAN	SOMAN
	Local Channel - Dedicated - DS1 Zone 2		2	ULDD1, UNC1X	ULDF1	64.75										
	Local Channel - Dedicated - DS1 Zone 3		3	ULDD1, UNC1X	ULDF1	189.41										
	Local Channel - Dedicated - DS3 - Per Mile per month			ULDD3, UNC3X	1L5NC	1.66										
	Local Channel - Dedicated - DS3 - Facility Termination			ULDD3, UNC3X	ULDF3	169.06										
	Local Channel - Dedicated - STS-1- Per Mile per month			ULDS1, UNC3X	1L5NC	1.66										
	Local Channel - Dedicated - STS-1 - Facility Termination			ULDS1, UNC3X	ULDFS	177.81										
ENHANCED EXTENDED LINK (EELs)																
NOTE: The monthly recurring and non-recurring charges below will apply and the Switch-As-Is Charge will not apply for UNE combinations provisioned as ' Ordinarily Combined' Network Elements.																
NOTE: The monthly recurring and the Switch-As-Is Charge and not the non-recurring charges below will apply for UNE combinations provisioned as ' Currently Combined' Network Elements.																
2-WIRE VOICE GRADE LOOP FOR USE IN A COMBINATION																
	2-Wire VG Loop (SL2) in Combination - Zone 1		1	UNCVX	UEAL2	13.31										
	2-Wire VG Loop (SL2) in Combination - Zone 2		2	UNCVX	UEAL2	19.49										
	2-Wire VG Loop (SL2) in Combination - Zone 3		3	UNCVX	UEAL2	38.04										
	Voice Grade COCI - Per Month			UNCVX	1D1VG	0.54										
4-WIRE VOICE GRADE LOOP FOR USE IN A COMBINATION																
	4-Wire Analog Voice Grade Loop in Combination - Zone 1		1	UNCVX	UEAL4	20.47										
	4-Wire Analog Voice Grade Loop in Combination - Zone 2		2	UNCVX	UEAL4	24.93										
	4-Wire Analog Voice Grade Loop in Combination - Zone 3		3	UNCVX	UEAL4	34.79										
	Voice Grade COCI in combination - per month			UNCVX	1D1VG	0.54										
4-WIRE 56 KBPS DIGITAL LOOP FOR USE IN A COMBINATION																
	4-Wire 56Kbps Digital Grade Loop in Combination - Zone 1		1	UNCDX	UDL56	25.14										
	4-Wire 56Kbps Digital Grade Loop in Combination - Zone 2		2	UNCDX	UDL56	32.61										
	4-Wire 56Kbps Digital Grade Loop in Combination - Zone 3		3	UNCDX	UDL56	43.95										
	OCU-DP COCI (data) per month (2.4-64kbs)			UNCDX	1D1DD	1.15										
4-WIRE 64 KBPS DIGITAL LOOP FOR USE IN A COMBINATION																
	4-Wire 64Kbps Digital Grade Loop in Combination - Zone 1		1	UNCDX	UDL64	25.14										
	4-Wire 64Kbps Digital Grade Loop in Combination - Zone 2		2	UNCDX	UDL64	32.61										
	4-Wire 64Kbps Digital Grade Loop in Combination - Zone 3		3	UNCDX	UDL64	43.95										
	OCU-DP COCI (data) - in combination - per month (2.4-64kbs)			UNCDX	1D1DD	1.15										
2-WIRE ISDN LOOP FOR USE IN COMBINATION																
	2-Wire ISDN Loop in Combination - Zone 1		1	UNCNX	U1L2X	22.79										
	2-Wire ISDN Loop in Combination - Zone 2		2	UNCNX	U1L2X	30.20										
	2-Wire ISDN Loop in Combination - Zone 3		3	UNCNX	U1L2X	48.50										
	2-wire ISDN COCI (BRITE) - in combination - per month			UNCNX	UC1CA	1.91										
4-WIRE DS1 DIGITAL LOOP FOR USE IN A COMBINATION																
	4-Wire DS1 Digital Loop in Combination - Zone 1		1	UNC1X	USLXX	47.17										
	4-Wire DS1 Digital Loop in Combination - Zone 2		2	UNC1X	USLXX	53.37										
	4-Wire DS1 Digital Loop in Combination - Zone 3		3	UNC1X	USLXX	71.33										
	DS1 COCI in combination per month			UNC1X	UC1D1	8.45										
2 WIRE VOICE GRADE INTEROFFICE TRANSPORT FOR USE IN A COMBINATION																
	Interoffice Transport - 2-wire VG - Dedicated- Per Mile Per Month			UNCVX	1L5XX	0.01										
	Interoffice Transport - 2-wire VG - Dedicated - Facility Termination per month			UNCVX	U1TV2	14.80										
4 WIRE VOICE GRADE INTEROFFICE TRANSPORT FOR USE IN A COMBINATION																
	Interoffice Transport - 4-wire VG - Dedicated - Per Mile Per Month			UNCVX	1L5XX	0.01										
	Interoffice Transport - 4-wire VG - Dedicated - Facility Termination per month			UNCVX	U1TV4	12.40										
DS1 INTEROFFICE TRANSPORT FOR COMBINATION																
	Interoffice Transport - Dedicated - DS1 combination - Per Mile per month			UNC1X	1L5XX	0.13										
	Interoffice Transport - Dedicated - DS1 combination - Facility Termination per month			UNC1X	U1TF1	39.32										
	1/0 Channelization System in combination Per Month			UNC1X	MQ1	80.21										
DS3 INTEROFFICE TRANSPORT FOR USE IN A COMBINATION																
	Interoffice Transport - Dedicated - DS3 combination - Per Mile Per Month			UNC3X	1L5XX	2.91										

UNBUNDLED NETWORK ELEMENTS - Georgia

CATEGORY	RATE ELEMENTS	Interim	Zone	BCS	USOC	RATES (\$)				Svc Order Submitted Elec per LSR	Svc Order Submitted Manually per LSR	Incremental Charge - Manual Svc Order vs. Electronic-1st	Incremental Charge - Manual Svc Order vs. Electronic-Add'l	Incremental Charge - Manual Svc Order vs. Electronic-Disc 1st	Incremental Charge - Manual Svc Order vs. Electronic-Disc Add'l
						Rec	Nonrecurring		Nonrecurring Disconnect		OSS Rates (\$)				
							First	Add'l	First	Add'l	SOMEc	SOMAN	SOMAN	SOMAN	SOMAN
	Interoffice Transport - Dedicated - DS3 - Facility Termination per month			UNC3X	U1TF3	393.32									
	STS-1 INTEROFFICE TRANSPORT FOR USE IN COMBINATION														
	Interoffice Transport - Dedicated - STS-1 combination - Per Mile Per Month			UNCSX	1L5XX	2.91									
	Interoffice Transport - Dedicated - STS-1 combination - Facility Termination per month			UNCSX	U1TFS	412.47									
	4-WIRE 56 KBPS DIGITAL LOOP WITH 56 KBPS INTEROFFICE TRANSPORT														
	4-wire 56 kbps Local Loop in combination - Zone 1		1	UNCDX	UDL56	25.14									
	4-wire 56 kbps Local Loop in combination - Zone 2		2	UNCDX	UDL56	32.61									
	4-wire 56 kbps Local Loop in combination - Zone 3		3	UNCDX	UDL56	43.95									
	Interoffice Transport - Dedicated - 4-wire 56 kbps combination - Per Mile per month			UNCDX	1L5XX	0.01									
	Interoffice Transport - Dedicated - 4-wire 56 kbps combination - Facility Termination per month			UNCDX	U1TD5	9.00									
	4-WIRE 64 KBPS DIGITAL EXTENDED LOOP WITH 64 KBPS INTEROFFICE TRANSPORT														
	4-wire 64 kbps Local Loop in Combination - Zone 1		1	UNCDX	UDL64	25.14									
	4-wire 64 kbps Local Loop in Combination - Zone 2		2	UNCDX	UDL64	32.61									
	4-wire 64 kbps Local Loop in Combination - Zone 3		3	UNCDX	UDL64	43.95									
	Interoffice Transport - Dedicated - 4-wire 64 kbps combination - Per Mile per month			UNCDX	1L5XX	0.01									
	Interoffice Transport - Dedicated - 4-wire 64 kbps combination - Facility Termination per month			UNCDX	U1TD6	9.00									
	4-WIRE 56 KBPS DIGITAL EXTENDED LOOP WITH DS0 INTEROFFICE TRANSPORT														
	4-wire 56 kbps Local Loop in combination - Zone 1		1	UNCDX	UDL56	25.14									
	4-wire 56 kbps Local Loop in combination - Zone 2		2	UNCDX	UDL56	32.61									
	4-wire 56 kbps Local Loop in combination - Zone 3		3	UNCDX	UDL56	43.95									
	4-wire 56 kbps Interoffice Transport - Dedicated - Per Mile per month			UNCDX	1L5XX	0.01									
	4-wire 56 kbps Interoffice Transport - Dedicated - Facility Termination per month			UNCDX	U1TD5	9.00									
	4-WIRE 64 KBPS DIGITAL EXTENDED LOOP WITH DS0 INTEROFFICE TRANSPORT														
	4-wire 64 kbps Local Loop in combination - Zone 1		1	UNCDX	UDL64	25.14									
	4-wire 64 kbps Local Loop in combination - Zone 2		2	UNCDX	UDL64	32.61									
	4-wire 64 kbps Local Loop in combination - Zone 3		3	UNCDX	UDL64	43.95									
	4-wire 65 kbps Interoffice Transport - Dedicated - Per Mile per month			UNCDX	1L5XX	0.01									
	4-wire 64 kbps Interoffice Transport - Dedicated - Facility Termination per month			UNCDX	U1TD6	9.00									
	DS1 DIGITAL LOOP AND DS1 INTEROFFICE TRANSPORT														
	4-Wire DS1 Digital Loop in Combination - Zone 1		1	UNC1X	USLXX	47.17									
	4-Wire DS1 Digital Loop in Combination - Zone 2		2	UNC1X	USLXX	53.37									
	4-Wire DS1 Digital Loop in Combination - Zone 3		3	UNC1X	USLXX	71.33									
	Interoffice Transport - Dedicated - DS1 combination - Per Mile per month			UNC1X	1L5XX	0.13									
	Interoffice Transport - Dedicated - DS1 combination - Facility Termination per month			UNC1X	U1TF1	39.32									
	DS3 DIGITAL LOOP WITH DEDICATED DS3 INTEROFFICE TRANSPORT														
	DS3 Local Loop in combination - per mile per month			UNC3X	1L5ND	14.51									
	DS3 Local Loop in combination - Facility Termination per month			UNC3X	UE3PX	335.10									
	Interoffice Transport - Dedicated - DS3 - Per Mile per month			UNC3X	1L5XX	2.91									
	Interoffice Transport - Dedicated - DS3 combination - Facility Termination per month			UNC3X	U1TF3	393.32									
	STS-1 DIGITAL LOOP WITH DEDICATED STS-1 INTEROFFICE TRANSPORT														
	STS-1 Local Lolp in combination - per mile per month			UNCSX	1L5ND	14.51									
	STS-1 Local Loop in combination - Facility Termination per month			UNCSX	UDLS1	403.92									

UNBUNDLED NETWORK ELEMENTS - Georgia											Attachment: 2 Exh. B					
CATEGORY	RATE ELEMENTS	Interim	Zone	BCS	USOC	RATES (\$)				Svc Order Submitted Elec per LSR	Svc Order Submitted Manually per LSR	Incremental Charge - Manual Svc Order vs. Electronic-1st	Incremental Charge - Manual Svc Order vs. Electronic-Add'l	Incremental Charge - Manual Svc Order vs. Electronic-Disc 1st	Incremental Charge - Manual Svc Order vs. Electronic-Disc Add'l	
						Rec	Nonrecurring		Nonrecurring Disconnect		OSS Rates (\$)					
							First	Add'l	First	Add'l	SOMEc	SOMAN	SOMAN	SOMAN	SOMAN	SOMAN
	Interoffice Transport - Dedicated - STS-1 combination - per mile per month			UNCSX	1L5XX	2.91										
	Interoffice Transport - Dedicated - STS-1 combination - Facility Termination per month			UNCSX	U1TFS	412.47										
ADDITIONAL NETWORK ELEMENTS																
When used as a part of a currently combined facility, the non-recurring charges do not apply, but a Switch As Is charge does apply.																
When used as ordinarily combined network elements in All States, the non-recurring charges apply and the Switch As Is Charge does not.																
Nonrecurring Currently Combined Network Elements "Switch As Is" Charge (One applies to each combination)																
Optional Features & Functions:																
	Clear Channel Capability Extended Frame Option - per DS1	I		U1TD1, ULDD1,UNC1X	CCOEF		0.00	0.00	0.00	0.00						
	Clear Channel Capability Super FrameOption - per DS1	I		U1TD1, ULDD1,UNC1X	CCOSF		0.00	0.00	0.00	0.00						
	Clear Channel Capability (SF/ESF) Option - Subsequent Activity - per DS1	I		ULDD1, U1TD1, UNC1X, USL	NRCCC		184.62	23.78	2.03	0.79						
	C-bit Parity Option - Subsequent Activity - per DS3	i		U1TD3, ULDD3, UE3, UNC3X	NRCC3		218.74	7.66	0.7591	0.00						
MULTIPLEXERS																
	DS1 to DS0 Channel System per month			UNC1X	MQ1	80.21										
	OCU-DP COCI (data) - DS1 to DS0 Channel System - per month (2.4-64kbs) used for a Local Loop			UDL	1D1DD	1.15										
	OCU-DP COCI (data) - DS1 to DS0 Channel System - per month (2.4-64kbs) used for connection to a channelized DS1 Local Channel in the same SWC as collocation			U1TUD	1D1DD	1.15										
	2-wire ISDN COCI (BRITE) - DS1 to DS0 Channel Systsem - per month for a Local Loop			UDN	UC1CA	1.91										
	2-wire ISDN COCI (BRITE) - DS1 to DS0 Channel Systsem - per month used for connection to a channelized DS1 Local Channel in the same SWC as collocation			U1TUB	UC1CA	1.91										
	Voice Grade COCI - DS1 to DS0 Channel System - per month used for a Local Loop			UEA	1D1VG	0.54										
	Voice Grade COCI - DS1 to DS0 Channel System - per month used for connection to a channelized DS1 Local Channel in the same SWC as collocation			U1TUC	1D1VG	0.54										
	DS3 to DS1 Channel System per month			UNC3X	MQ3	140.18										
	STS-1 to DS1 Channel System per month			UNCSX	MQ3	140.18										
	DS1 COCI used with Loop per month			USL	UC1D1	8.45										
	DS1 COCI (used for connection to a channelized DS1 Local Channel in the same SWC as collocation) per month			U1TUA	UC1D1	8.45										
	DS1 COCI used with Interoffice Channel per month			U1TD1	UC1D1	8.45										
	DS3 Interface Unit (DS1 COCI) used with Local Channel per month			ULDD1	UC1D1	8.45										

UNBUNDLED NETWORK ELEMENTS - Kentucky											Attachment: 2 Exh. B					
CATEGORY	RATE ELEMENTS					Interim	Zone	BCS	USOC	RATES (\$)	Svc Order Submitted Elec per LSR	Svc Order Submitted Manually per LSR	Incremental Charge - Manual Svc Order vs. Electronic-1st	Incremental Charge - Manual Svc Order vs. Electronic-Add'l	Incremental Charge - Manual Svc Order vs. Electronic-Disc 1st	Incremental Charge - Manual Svc Order vs. Electronic-Disc Add'l

UNBUNDLED NETWORK ELEMENTS - Kentucky

CATEGORY	RATE ELEMENTS	Interi m	Zone	BCS	USOC	RATES (\$)				Svc Order Submitted Elec per LSR	Svc Order Submitted Manually per LSR	Incremental Charge - Manual Svc Order vs. Electronic- 1st	Incremental Charge - Manual Svc Order vs. Electronic- Add'l	Incremental Charge - Manual Svc Order vs. Electronic- Disc 1st	Incremental Charge - Manual Svc Order vs. Electronic- Disc Add'l	
						Rec	Nonrecurring		Nonrecurring Disconnect		OSS Rates (\$)					
							First	Add'l	First	Add'l	SOMEc	SOMAN	SOMAN	SOMAN	SOMAN	SOMAN
	Local Channel - Dedicated - DS1 - Zone 2		2	ULDD1, UNC1X	ULDF1	49.90										
	Local Channel - Dedicated - DS1 - Zone 3		3	ULDD1, UNC1X	ULDF1	189.18										
	Local Channel - Dedicated - DS3 - Per Mile per month			ULDD3, UNC3X	1L5NC	10.05										
	Local Channel - Dedicated - DS3 - Facility Termination			ULDD3, UNC3X	ULDF3	662.46										
	Local Channel - Dedicated - STS-1- Per Mile per month			ULDS1, UNC3X	1L5NC	10.05										
	Local Channel - Dedicated - STS-1 - Facility Termination			ULDS1, UNC3X	ULDFS	624.73										
ENHANCED EXTENDED LINK (EELs)																
NOTE: The monthly recurring and non-recurring charges below will apply and the Switch-As-Is Charge will not apply for UNE combinations provisioned as ' Ordinarily Combined' Network Elements.																
NOTE: The monthly recurring and the Switch-As-Is Charge and not the non-recurring charges below will apply for UNE combinations provisioned as ' Currently Combined' Network Elements.																
2-WIRE VOICE GRADE LOOP FOR USE IN A COMBINATION																
	2-Wire VG Loop (SL2) in Combination - Zone 1		1	UNCVX	UEAL2	14.57										
	2-Wire VG Loop (SL2) in Combination - Zone 2		2	UNCVX	UEAL2	20.07										
	2-Wire VG Loop (SL2) in Combination - Zone 3		3	UNCVX	UEAL2	38.20										
	Voice Grade COCI - Per Month			UNCVX	1D1VG	0.71										
4-WIRE VOICE GRADE LOOP FOR USE IN A COMBINATION																
	4-Wire Analog Voice Grade Loop in Combination - Zone 1		1	UNCVX	UEAL4	33.65										
	4-Wire Analog Voice Grade Loop in Combination - Zone 2		2	UNCVX	UEAL4	39.39										
	4-Wire Analog Voice Grade Loop in Combination - Zone 3		3	UNCVX	UEAL4	97.82										
	Voice Grade COCI in combination - per month			UNCVX	1D1VG	0.71										
4-WIRE 56 KBPS DIGITAL LOOP FOR USE IN A COMBINATION																
	4-Wire 56Kbps Digital Grade Loop in Combination - Zone 1		1	UNCDX	UDL56	31.73										
	4-Wire 56Kbps Digital Grade Loop in Combination - Zone 2		2	UNCDX	UDL56	37.35										
	4-Wire 56Kbps Digital Grade Loop in Combination - Zone 3		3	UNCDX	UDL56	41.83										
	OCU-DP COCI (data) per month (2.4-64kbs)			UNCDX	1D1DD	1.52										
4-WIRE 64 KBPS DIGITAL LOOP FOR USE IN A COMBINATION																
	4-Wire 64Kbps Digital Grade Loop in Combination - Zone 1		1	UNCDX	UDL64	31.73										
	4-Wire 64Kbps Digital Grade Loop in Combination - Zone 2		2	UNCDX	UDL64	37.35										
	4-Wire 64Kbps Digital Grade Loop in Combination - Zone 3		3	UNCDX	UDL64	41.83										
	OCU-DP COCI (data) - in combination - per month (2.4-64kbs)			UNCDX	1D1DD	1.52										
2-WIRE ISDN LOOP FOR USE IN COMBINATION																
	2-Wire ISDN Loop in Combination - Zone 1		1	UNCNX	U1L2X	21.21										
	2-Wire ISDN Loop in Combination - Zone 2		2	UNCNX	U1L2X	28.84										
	2-Wire ISDN Loop in Combination - Zone 3		3	UNCNX	U1L2X	49.30										
	2-wire ISDN COCI (BRITE) - in combination - per month			UNCNX	UC1CA	3.27										
4-WIRE DS1 DIGITAL LOOP FOR USE IN A COMBINATION																
	4-Wire DS1 Digital Loop in Combination - Zone 1		1	UNC1X	USLXX	99.44										
	4-Wire DS1 Digital Loop in Combination - Zone 2		2	UNC1X	USLXX	131.22										
	4-Wire DS1 Digital Loop in Combination - Zone 3		3	UNC1X	USLXX	342.42										
	DS1 COCI in combination per month			UNC1X	UC1D1	13.57										
2 WIRE VOICE GRADE INTEROFFICE TRANSPORT FOR USE IN A COMBINATION																
	Interoffice Transport - 2-wire VG - Dedicated- Per Mile Per Month			UNCVX	1L5XX	0.01										
	Interoffice Transport - 2-wire VG - Dedicated - Facility Termination per month			UNCVX	U1TV2	27.54										
4 WIRE VOICE GRADE INTEROFFICE TRANSPORT FOR USE IN A COMBINATION																
	Interoffice Transport - 4-wire VG - Dedicated - Per Mile Per Month			UNCVX	1L5XX	0.01										
	Interoffice Transport - 4-wire VG - Dedicated - Facility Termination per month			UNCVX	U1TV4	27.54										
DS1 INTEROFFICE TRANSPORT FOR COMBINATION																
	Interoffice Transport - Dedicated - DS1 combination - Per Mile per month			UNC1X	1L5XX	0.22										
	Interoffice Transport - Dedicated - DS1 combination - Facility Termination per month			UNC1X	U1TF1	90.87										
DS3 INTEROFFICE TRANSPORT FOR USE IN A COMBINATION																
	Interoffice Transport - Dedicated - DS3 combination - Per Mile Per Month			UNC3X	1L5XX	4.70										

UNBUNDLED NETWORK ELEMENTS - Kentucky

CATEGORY	RATE ELEMENTS	Interim	Zone	BCS	USOC	RATES (\$)				Svc Order Submitted Elec per LSR	Svc Order Submitted Manually per LSR	Incremental Charge - Manual Svc Order vs. Electronic-1st	Incremental Charge - Manual Svc Order vs. Electronic-Add'l	Incremental Charge - Manual Svc Order vs. Electronic-Disc 1st	Incremental Charge - Manual Svc Order vs. Electronic-Disc Add'l	
						Rec	Nonrecurring		Nonrecurring Disconnect		OSS Rates (\$)					
							First	Add'l	First	Add'l	SOME C	SOMAN	SOMAN	SOMAN	SOMAN	SOMAN
	Interoffice Transport - Dedicated - DS3 - Facility Termination per month			UNC3X	U1TF3	1111.92										
	STS-1 INTEROFFICE TRANSPORT FOR USE IN COMBINATION															
	Interoffice Transport - Dedicated - STS-1 combination - Per Mile Per Month			UNCSX	1L5XX	4.70										
	Interoffice Transport - Dedicated - STS-1 combination - Facility Termination per month			UNCSX	U1TFS	1087.66										
	4-WIRE 56 KBPS DIGITAL LOOP WITH 56 KBPS INTEROFFICE TRANSPORT															
	4-wire 56 kbps Local Loop in combination - Zone 1		1	UNCDX	UDL56	31.73										
	4-wire 56 kbps Local Loop in combination - Zone 2		2	UNCDX	UDL56	37.35										
	4-wire 56 kbps Local Loop in combination - Zone 3		3	UNCDX	UDL56	41.83										
	Interoffice Transport - Dedicated - 4-wire 56 kbps combination - Per Mile per month			UNCDX	1L5XX	0.01										
	Interoffice Transport - Dedicated - 4-wire 56 kbps combination - Facility Termination per month			UNCDX	U1TD5	19.84										
	4-WIRE 64 KBPS DIGITAL EXTENDED LOOP WITH 64 KBPS INTEROFFICE TRANSPORT															
	4-wire 64 kbps Local Loop in Combination - Zone 1		1	UNCDX	UDL64	31.73										
	4-wire 64 kbps Local Loop in Combination - Zone 2		2	UNCDX	UDL64	37.35										
	4-wire 64 kbps Local Loop in Combination - Zone 3		3	UNCDX	UDL64	41.83										
	Interoffice Transport - Dedicated - 4-wire 64 kbps combination - Per Mile per month			UNCDX	1L5XX	0.01										
	Interoffice Transport - Dedicated - 4-wire 64 kbps combination - Facility Termination per month			UNCDX	U1TD6	19.84										
	4-WIRE 56 KBPS DIGITAL EXTENDED LOOP WITH DS0 INTEROFFICE TRANSPORT															
	4-wire 56 kbps Local Loop in combination - Zone 1		1	UNCDX	UDL56	31.73										
	4-wire 56 kbps Local Loop in combination - Zone 2		2	UNCDX	UDL56	37.35										
	4-wire 56 kbps Local Loop in combination - Zone 3		3	UNCDX	UDL56	41.83										
	4-wire 56 kbps Interoffice Transport - Dedicated - Per Mile per month			UNCDX	1L5XX	0.01										
	4-wire 56 kbps Interoffice Transport - Dedicated - Facility Termination per month			UNCDX	U1TD5	19.84										
	4-WIRE 64 KBPS DIGITAL EXTENDED LOOP WITH DS0 INTEROFFICE TRANSPORT															
	4-wire 64 kbps Local Loop in combination - Zone 1		1	UNCDX	UDL64	31.73										
	4-wire 64 kbps Local Loop in combination - Zone 2		2	UNCDX	UDL64	37.35										
	4-wire 64 kbps Local Loop in combination - Zone 3		3	UNCDX	UDL64	41.83										
	4-wire 65 kbps Interoffice Transport - Dedicated - Per Mile per month			UNCDX	1L5XX	0.01										
	4-wire 64 kbps Interoffice Transport - Dedicated - Facility Termination per month			UNCDX	U1TD6	19.84										
	DS1 DIGITAL LOOP AND DS1 INTEROFFICE TRANSPORT															
	4-Wire DS1 Digital Loop in Combination - Zone 1		1	UNC1X	USLXX	99.44										
	4-Wire DS1 Digital Loop in Combination - Zone 2		2	UNC1X	USLXX	131.22										
	4-Wire DS1 Digital Loop in Combination - Zone 3		3	UNC1X	USLXX	342.42										
	Interoffice Transport - Dedicated - DS1 combination - Per Mile per month			UNC1X	1L5XX	0.22										
	Interoffice Transport - Dedicated - DS1 combination - Facility Termination per month			UNC1X	U1TF1	90.87										
	DS3 DIGITAL LOOP WITH DEDICATED DS3 INTEROFFICE TRANSPORT															
	DS3 Local Loop in combination - per mile per month			UNC3X	1L5ND	12.23										
	DS3 Local Loop in combination - Facility Termination per month			UNC3X	UE3PX	407.74										
	Interoffice Transport - Dedicated - DS3 - Per Mile per month			UNC3X	1L5XX	4.70										
	Interoffice Transport - Dedicated - DS3 combination - Facility Termination per month			UNC3X	U1TF3	1111.92										
	STS-1 DIGITAL LOOP WITH DEDICATED STS-1 INTEROFFICE TRANSPORT															
	STS-1 Local Loop in combination - per mile per month			UNCSX	1L5ND	12.23										
	STS-1 Local Loop in combination - Facility Termination per month			UNCSX	UDLS1	423.87										

UNBUNDLED NETWORK ELEMENTS - Kentucky	Attachment: 2 Exh. B	
---------------------------------------	----------------------	--

[illegible]

ATTACHMENT 3
NETWORK INTERCONNECTION

TABLE OF CONTENTS

1. GENERAL	3
2. DEFINITIONS: (FOR THE PURPOSE OF THIS ATTACHMENT)	3
3. NETWORK INTERCONNECTION.....	3
4. INTERCONNECTION TRUNK GROUP ARCHITECTURES	5
5. NETWORK DESIGN AND MANAGEMENT FOR INTERCONNECTION.....	12
6. LOCAL DIALING PARITY.....	16
7. INTERCONNECTION COMPENSATION	16
8. OPERATIONAL SUPPORT SYSTEMS (OSS).....	21
Rates	Exhibit A
Basic Architecture	Exhibit B
One Way Architecture	Exhibit C
Two Way Architecture	Exhibit D
Supergroup Architecture	Exhibit E
Definitions	Exhibit F

NETWORK INTERCONNECTION

1. GENERAL

- 1.1 The Parties shall provide interconnection with each other's networks for the transmission and routing of telephone exchange service (Local Traffic), ISP-bound Traffic, and exchange access (Switched Access Traffic) on the following terms:

2. ATTACHMENT 3 DEFINITIONS ARE LOCATED IN EXHIBIT F TO THIS ATTACHMENT

3. NETWORK INTERCONNECTION

- 3.1 This Attachment pertains only to the provision of network interconnection where Comcast Phone owns, leases from a third party or otherwise provides its own switch(es) its switch(s).

- 3.2 Network interconnection shall be provided by the Parties at any technically feasible point within BellSouth's network. Requests to BellSouth for interconnection at points other than as set forth in this Attachment may be made through the Bona Fide Request/New Business Request process set out in this Agreement.

- 3.2.1 Each Party is responsible for providing, engineering and maintaining the network on its side of the IP. The IP must be located within BellSouth's serving territory in the LATA in which traffic is originating. The IP determines the point at which the originating Party shall pay the terminating Party for the Call Transport and Termination of Local Traffic and ISP-bound Traffic.

- 3.2.2 Pursuant to the provisions of this Attachment, the location of the IP(s) in a given LATA shall be established by mutual agreement of the Parties. Subject to the requirements for installing additional IPs, as set forth below, any IPs existing prior to the Effective Date of the Agreement will be accepted as initial IPs and will not require re-grooming. When the Parties mutually agree to utilize two-way interconnection trunk groups for the exchange of Local Traffic and ISP-bound Traffic between each other, the Parties shall mutually agree to the location of IP(s). If the Parties are unable to agree to a mutual initial IP, each Party, as originating Party, shall establish a single IP in the LATA for the delivery of its originated Local Traffic and ISP-bound Traffic to the other Party for Call Transport and Termination by the terminating Party. Construction of facilities shall be in accordance with applicable law.

- 3.2.3 When establishing interconnection arrangements in each LATA, the location of the IP(s) shall be established by mutual agreement of the Parties. In selecting the IP, both Parties will act in good faith in selecting a point that complies with applicable law. If the Parties are unable to agree on the location of the IP, each Party will designate IPs for its originated traffic. Additional IP(s) in a LATA may be established by mutual agreement of the Parties. Notwithstanding the foregoing, additional IP(s) in a particular LATA shall be established, at the

request of either Party, when the Local Traffic and ISP-bound Traffic exceeds 8.9 million minutes per month (i.e., DS3) for three consecutive months at the proposed location of the additional IP. BellSouth will not request the establishment of an IP where physical or virtual collocation space is not available or where BellSouth fiber connectivity is not available. When the Parties agree to utilize two-way interconnection trunk groups for the exchange of Local Traffic, the location of the IP(s) shall be at the mutual agreement of the Parties.

- 3.2.4 With the exception of the Billing Point of Interface, Multiplexing compensation and Transit Traffic compensation, the Parties shall institute a “bill and keep” compensation plan under which neither Party will charge the other Party recurring or nonrecurring charges for trunks (one-way or two-way) and associated dedicated facilities for the exchange of Local Traffic (non-transit) or ISP-bound Traffic. Each Party has the obligation to install the appropriate trunks and associated facilities on its respective side of the Interconnection Point and is responsible for bearing its own costs on its side of the Point of Interface. Both Parties, as appropriate, shall be compensated for the ordering of trunks and facilities used exclusively for Transit Traffic and for ancillary traffic types including, but not limited to, 911 and OS/DA. The Parties agree that charges for such trunks and facilities are as set for in Exhibit A to this Attachment or the applicable tariff. In the event that a Party chooses to lease facilities from the other Party in lieu of installing facilities on its side of the Interconnection Point as required by this agreement, such facilities are not subject to “bill and keep”, but shall be purchased in accordance with 3.3.1 and 3.3.2 below.

3.3 **Interconnection via Dedicated Facilities**

- 3.3.1 **Local Channel Facilities.** In lieu of providing facilities on its side of the Interconnection Point, the originating Party may obtain Local Channel facilities from the terminating Party. The percentage of Local Channel facilities utilized for Local Traffic shall be determined based upon the application of the Percent Local Facility (“PLF”) Factor, as defined below in Section 7.3.2, on a statewide basis. The charges applied to the percentage of Local Channel facilities used for Local Traffic as determined by the PLF are as set forth in Exhibit A to this Attachment. The remaining percentage of Local Channel facilities shall be billed at BellSouth’s applicable access tariff rates.

- 3.3.2 **Dedicated Interoffice Facilities.** In lieu of providing facilities on its side of the Interconnection Point, the originating Party may obtain Dedicated Interoffice Facilities from the terminating Party. The percentage of Dedicated Interoffice Facilities utilized for Local Traffic shall be determined based upon the application of the Percent Local Facility (PLF) Factor as defined below in Section 7.3.2, on a statewide basis. The charges applied to the percentage of the Dedicated Interoffice Facilities used for Local Traffic as determined by the PLF are as set forth in Exhibit A to this Attachment. The remaining percentage of the Dedicated Interoffice Facilities shall be billed at BellSouth’s applicable access tariff rates. .

- 3.3.3 The facilities purchased pursuant to this Section 3 shall be ordered via the Access Service Request (“ASR”) process.

- 3.3.4 For the purpose of this Attachment 3, Local Channel is defined as a switch transport facility between a Party's Point of Presence and its designated serving wire center.
- 3.3.5 For the purpose of this Attachment 3, Serving Wire Center is defined as the wire center owned or leased by one Party from which the other Party would normally obtain dial tone for its Point of Presence.
- 3.3.6 For the purpose of this Attachment 3, Dedicated Interoffice Facility is defined as a switch transport facility between a Party's designated serving wire center and the first point of switching on the other Party's common (shared) network.
- 3.4 **Fiber Meet**
- 3.4.1 If Comcast Phone elects to interconnect with BellSouth pursuant to a Fiber Meet, Comcast Phone and BellSouth shall jointly engineer, operate and maintain a Synchronous Optical Network ("SONET") transmission system by which they shall interconnect their transmission and routing of Local Traffic via a Local Channel at either the DS1 or DS3 level. The Parties shall work together to determine the specific SONET transmission system. However, Comcast Phone's SONET transmission system must be compatible with BellSouth's equipment in the Serving Wire Center. The Data Communications Channel (DCC) must be turned off. Each Party reserves the right to determine the equipment it employs for service.
- 3.4.2 Each Party, at its own expense, shall procure, install and maintain the agreed upon SONET transmission system in its network.
- 3.4.3 The Parties shall agree to a Fiber Meet point between the BellSouth Serving Wire Center and the Comcast Phone Serving Wire Center. The Parties shall deliver their fiber optic facilities to the Fiber Meet point with sufficient spare length to reach the fusion splice point for the Fiber Meet Point. BellSouth shall, at its own expense, provide and maintain the fusion splice point for the Fiber Meet. A building type Common Language Location Identification ("CLLI") code will be established for each Fiber Meet point. All orders for interconnection facilities from the Fiber Meet point shall indicate the Fiber Meet point as the originating point for the facility.
- 3.4.4 Upon verbal notification by Comcast Phone, BellSouth shall allow Comcast Phone access to the fusion splice point for the Fiber Meet point for maintenance purposes on Comcast Phone's side of the Fiber Meet point.
- 3.4.5 Neither Party shall charge the other for its Local Channel portion of the Fiber Meet facility used exclusively for Local Traffic. All other appropriate charges will apply. Comcast Phone shall be billed for a mixed use of the Local Channel as set forth in the appropriate tariff(s) using the PIU/PLF factors supplied by Comcast Phone. Charges for switched and special access services shall be billed in accordance with the applicable access service tariff.

4. INTERCONNECTION TRUNK GROUP ARCHITECTURES

- 4.1 BellSouth and Comcast Phone shall establish interconnecting trunk groups and trunk group configurations between networks, including the use of one-way or two-way trunks in accordance with the following provisions set forth in this Agreement. For trunking purposes, traffic will be routed based on the digits dialed by the originating end user and in accordance with the LERG.
- 4.2 Comcast Phone shall establish an interconnection trunk group(s) to at least one BellSouth access tandem within the LATA for the delivery of Comcast Phone's originated Local Traffic and for the receipt and delivery of Transit Traffic. To the extent Comcast Phone desires to deliver Local Traffic and/or Transit Traffic to BellSouth access tandems within the LATA, other than the tandems(s) to which Comcast Phone has established interconnection trunk groups, Comcast Phone shall order Multiple Tandem Access, as described in this Attachment, to such other BellSouth access tandems.
- 4.2.1 Notwithstanding the forgoing, Comcast Phone shall establish an interconnection trunk group(s) to all BellSouth access and local tandems in the LATA where Comcast Phone has homed (i.e. assigned) its NPA/NXXs. Comcast Phone shall home its NPA/NXXs on the BellSouth tandems that serve the exchange rate center areas to which the NPA/NXXs are assigned. The specified exchange rate center assigned to each BellSouth tandem is defined in the LERG. Comcast Phone shall enter its NPA/NXX access and/or local tandem homing arrangements into the LERG.
- 4.3 Switched access traffic will be delivered to and from Interexchange Carriers (IXCs) based on Comcast Phone's NXX access tandem homing arrangement as specified by Comcast Phone in the LERG.
- 4.4 Any Comcast Phone interconnection request that (1) deviates from the interconnection trunk group architectures as described in this Agreement, (2) affects traffic delivered to Comcast Phone from a BellSouth switch, and (3) requires special BellSouth switch translations and other network modifications will require Comcast Phone to submit a Bona Fide Request (BFR) via the BFR Process as set forth in this Agreement.
- 4.5 Recurring and non-recurring rates associated with interconnecting trunk groups between BellSouth and Comcast Phone are set forth in Exhibit A. To the extent a rate for a service purchased by Comcast Phone and associated with the interconnecting trunk group is not set forth in Exhibit A, the rates shall be as set forth in the appropriate BellSouth interstate and intrastate tariffs for switched access services. To the extent a rate for a service requested by BellSouth or Comcast Phone, and associated with the interconnecting trunk group is not set forth in Exhibit A, the Parties shall amend the Agreement to include rates, terms, and conditions for such service.
- 4.6 Comcast Phone shall be responsible for ordering any two-way trunks carrying Transit Traffic.

- 4.7 All trunk groups will be provisioned as Signaling System 7 (SS7) capable where technically feasible. If SS7 is not technically feasible multi-frequency (MF) protocol signaling shall be used.
- 4.8 In cases where Comcast Phone is also an IXC, the IXC's Feature Group D (FG D) trunk group(s) must remain separate from the local interconnection trunk group(s).
- 4.9 Each Party shall order interconnection trunks and trunk group including trunk and trunk group augmentations via the ASR process. A Firm Order Confirmation (FOC) shall be returned to the ordering Party, after receipt of a valid, error free ASR, within the timeframes set forth in each state's applicable Performance Measures. The ordering party shall be timely notified in the event that an ASR is deemed to be invalid. In addition, the receiving Party will issue a Design Layout Record ("DLR"), if appropriate, to the ordering Party within the same timeframe as the FOC is returned if the Party has a mechanized receipt process. If the FOC and/or the DLR are not received within each state's applicable timeframe, then both Parties agree to escalate within the respective network and operations organizations as appropriate. Notwithstanding the foregoing, blocking situations and projects shall be managed through BellSouth's Local Interconnection Switching Center (LISC) Project Management Group and Comcast Phone's equivalent trunking group, and FOCs for such orders shall be returned in the timeframes applicable to the project. A project is defined as (1) a new trunk group or (2) a request for more than 192 trunks on a single or multiple group(s) in a given BellSouth local calling area, or (3) new switch deployments for switches deployed by either Party. The Parties agree to jointly plan and coordinate new projects.

4.10 **Interconnection Trunk Groups for Exchange of Local Traffic and Transit Traffic**

Upon mutual agreement of the Parties in a joint planning meeting, the Parties' shall exchange Local Traffic on two-way interconnection trunk group(s) with the quantity of trunks being mutually determined and the provisioning being jointly coordinated. Furthermore, the Parties shall agree upon the IP(s) for two-way interconnection trunk groups transporting both Parties' Local Traffic. Comcast Phone shall order such two-way trunks via the Access Service Request (ASR) process. BellSouth will use the Trunk Group Service Request (TGSR) to request changes in trunking. Furthermore, semi-annually the Parties shall jointly review trunk performance and BellSouth shall assist in the development of Comcast Phone's trunking forecast.. The Parties' use of two-way interconnection trunk groups for the transport of Local Traffic between the Parties does not preclude either Party from establishing additional one-way interconnection trunks for the delivery of its originated Local Traffic to the other Party.

4.10.1 **BellSouth Access Tandem Interconnection**

BellSouth access tandem interconnection at a single access tandem provides access to those end offices subtending that access tandem ("Intratandem Access").

Access tandem interconnection is available for any of the following access tandem architectures.

4.10.1.1 **Basic Architecture**

In the basic architecture, Comcast Phone's originating Local Traffic and originating and terminating Transit Traffic is transported on a single two-way trunk group between Comcast Phone and BellSouth access tandem(s) within a LATA to provide Intratandem Access. This trunk group carries Transit Traffic between Comcast Phone and Independent Companies, Interexchange Carriers, other CLECs, CMRS providers that have a Meet Point Billing arrangement with BellSouth, and other network providers with which Comcast Phone desires to exchange traffic. This trunk group also carries Comcast Phone originated Transit Traffic transiting a single BellSouth access tandem destined to third party tandems such as an Independent Company tandem or other CLEC tandem. For billing identification purposes, the Parties agree to hand off Calling Party Number (CPN) where technically feasible. BellSouth originated Local Traffic is transported on a separate single one-way trunk group terminating to Comcast Phone. Other trunk groups for operator services, directory assistance, emergency services and intercept must be established pursuant to the applicable BellSouth tariff if service is requested. The LERG contains current routing and tandem serving arrangements. The basic Architecture is illustrated in Exhibit B.

4.10.1.2 **One-Way Trunk Group Architecture**

In one-way trunk group architecture, the Parties interconnect using three separate trunk groups. A one-way trunk group provides Intratandem Access for Comcast Phone-originated Local Traffic destined for BellSouth end-users. A second one-way trunk group carries BellSouth-originated Local Traffic destined for Comcast Phone end-users.

4.10.1.2.1 A two-way trunk group provides Intratandem Access for Comcast Phone's originating and terminating Transit Traffic. This trunk group carries Transit Traffic between Comcast Phone and Independent Companies, Interexchange Carriers, other CLECs, CMRS providers that have a Meet Point Billing arrangement with BellSouth, and other network providers with which Comcast Phone desires to exchange traffic. This trunk group also carries Comcast Phone originated Transit Traffic transiting a single BellSouth access tandem destined to third party tandems such as an Independent Company tandem or other CLEC tandem.

4.10.1.2.2 Other trunk groups for operator services, directory assistance, emergency services and intercept must be established pursuant to the applicable BellSouth tariff if service is requested. The LERG contains current routing and tandem serving arrangements. The one-way trunk group architecture is illustrated in Exhibit C.

4.10.1.3 **Two-Way Trunk Group Architecture**

The two-way trunk group Architecture establishes one two-way trunk group to provide Intratandem Access for the exchange of Local Traffic between Comcast

Phone and BellSouth. In addition, a separate two-way transit trunk group must be established for Comcast Phone's originating and terminating Transit Traffic. This trunk group carries Transit Traffic between Comcast Phone and Independent Companies, Interexchange Carriers, other CLECs, CMRS providers that have a Meet Point Billing arrangement with BellSouth, and other network providers with which Comcast Phone desires to exchange traffic. This trunk group also carries Comcast Phone originated Transit Traffic transiting a single BellSouth access tandem destined to third party tandems such as an Independent Company tandem or other CLEC tandem. Upon prior notification, BellSouth originated traffic may, in order to prevent or remedy traffic blocking situations, be transported on a separate single one-way trunk group terminating to Comcast Phone. Other trunk groups for operator services, directory assistance, emergency services and intercept must be established pursuant to the applicable BellSouth tariff if service is requested. The LERG contains current routing and tandem serving arrangements. The two-way trunk group architecture is illustrated in Exhibit D.

4.10.1.4 **Supergroup Architecture**

The Parties may establish a supergroup architecture. In the supergroup architecture, the Parties' Local Traffic and Comcast Phone's Transit Traffic are exchanged on a single two-way trunk group between Comcast Phone and BellSouth to provide Intratandem Access to Comcast Phone. This trunk group carries Transit Traffic between Comcast Phone and Independent Companies, Interexchange Carriers, other CLECs, CMRS providers that have a Meet Point Billing arrangement with BellSouth, and other network providers with which Comcast Phone desires to exchange traffic. This trunk group also carries Comcast Phone originated Transit Traffic transiting a single BellSouth access tandem destined to third party tandems such as an Independent Company tandem or other CLEC tandem. Upon prior notification, BellSouth originated traffic may, in order to prevent or remedy traffic blocking situations, be transported on a separate single one-way trunk group terminating to Comcast Phone. Other trunk groups for operator services, directory assistance, emergency services and intercept must be established pursuant to the applicable BellSouth tariff if service is requested. The LERG contains current routing and tandem serving arrangements. The supergroup architecture is illustrated in Exhibit E.

4.10.1.5 **Multiple Tandem Access Interconnection**

4.10.1.5.1 **Where Comcast Phone does not choose access tandem interconnection at every BellSouth access tandem within a LATA, Comcast Phone may utilize BellSouth's multiple tandem access interconnection (MTA). To utilize MTA Comcast Phone must establish an interconnection trunk group(s) at a BellSouth access tandem through multiple BellSouth access tandems within the LATA as required. BellSouth will route Comcast Phone's originated Local Traffic for LATA wide transport and termination. Comcast Phone must also establish an interconnection trunk group(s) at all BellSouth access tandems where Comcast Phone NXXs are homed as described in Section 4.2.1 above. If Comcast Phone does not have**

NXXs homed at any particular BellSouth access tandem within a LATA and elects not to establish an interconnection trunk group(s) at such BellSouth access tandem, Comcast Phone can order MTA in each BellSouth access tandem within the LATA where it does have an interconnection trunk group(s) and BellSouth will terminate Comcast Phone's Local Traffic to end-users served through those BellSouth access tandems where Comcast Phone does not have an interconnection trunk group(s).

- 4.10.1.5.2 Comcast Phone may also utilize MTA to route its originated Transit Traffic; provided, however, that MTA may not be utilized to route switched access traffic that transits the BellSouth network to an Interexchange Carrier (IXC). Switched access traffic originated by or terminated to Comcast Phone will be delivered to and from IXCs based on Comcast Phone's NXX access tandem homing arrangement as specified by Comcast Phone in the LERG.
- 4.10.1.5.3 Compensation for MTA shall be at the applicable tandem switching and transport charges specified in Exhibit A to this Attachment and shall be billed in addition to any Call Transport and Termination charges.
- 4.10.1.5.4 To the extent Comcast Phone does not purchase MTA in a LATA served by multiple access tandems, Comcast Phone must establish an interconnection trunk group(s) to every access tandem in the LATA to serve the entire LATA. To the extent Comcast Phone routes its traffic in such a way that utilizes BellSouth's MTA service without properly ordering MTA, Comcast Phone shall pay BellSouth the associated MTA charges.

4.10.2 **Local Tandem Interconnection**

- 4.10.2.1 Local Tandem Interconnection arrangement allows Comcast Phone to establish an interconnection trunk group(s) at BellSouth local tandems for: (1) the delivery of Comcast Phone-originated Local Traffic transported and terminated by BellSouth to BellSouth end offices served by those BellSouth local tandems, and (2) for local Transit Traffic transported by BellSouth for third party network providers who have also established an interconnection trunk group(s) at those BellSouth local tandems.
- 4.10.2.2 When a specified local calling area is served by more than one BellSouth local tandem, Comcast Phone must designate a "home" local tandem for each of its assigned NPA/NXXs and establish trunk connections to such local tandems. Additionally, Comcast Phone may choose to establish an interconnection trunk group(s) at the BellSouth local tandems where it has no NPA/NXX codes homed. Comcast Phone may deliver Local Traffic to a "home" BellSouth local tandem that is destined for other BellSouth or third party network provider end offices subtending other BellSouth local tandems in the same local calling area where Comcast Phone does not choose to establish an interconnection trunk group(s). It is Comcast Phone's responsibility to enter its own NPA/NXX local tandem homing arrangements into the LERG either directly or via a vendor in order for other third party network providers to determine appropriate traffic routing to Comcast Phone's codes. Likewise, each Party Comcast Phone shall obtain its routing information from the LERG.

4.10.2.3 Notwithstanding establishing an interconnection trunk group(s) to BellSouth's local tandems, Comcast Phone must also establish an interconnection trunk group(s) to BellSouth access tandems within the LATA on which Comcast Phone has NPA/NXXs homed for the delivery of Interexchange Carrier Switched Access (SWA) and toll traffic, and traffic to Type 2A CMRS connections located at the access tandems. BellSouth shall not switch SWA traffic through more than one BellSouth access tandem. SWA, Type 2A CMRS or toll traffic routed to the local tandem in error will not be backhauled to the BellSouth access tandem for completion.

4.10.3 **Direct End Office-to-End Office Interconnection**

4.10.3.1 Direct End Office-to-End Office one-way or two-way interconnection trunk groups allow for the delivery of a Party's originating Local Traffic and ISP-bound Traffic to the terminating Party on a direct end office-to-end office basis.

4.10.3.2 The Parties shall utilize direct end office-to-end office trunk groups under any one of the following conditions:

4.10.3.2.1 Tandem Exhaust - If a tandem through which the Parties are interconnected is unable to, or is forecasted to be unable to support additional traffic loads for any period of time, the Parties will mutually agree on an end office trunking plan that will alleviate the tandem capacity shortage and ensure delivery of traffic between Comcast Phone and BellSouth.

4.10.3.2.2 Traffic Volume – The Parties agree to monitor the amount of tandem routed traffic between Comcast Phone's switch and a BellSouth end office and where such traffic exceeds or is forecasted to exceed a single DS1 of traffic per month for three (3) consecutive months, the Parties shall install and retain direct end office trunking sufficient to handle such traffic volumes. Either Party will install additional capacity between such points when overflow traffic exceeds or is forecasted to exceed a single DS1 of traffic per month for three (3) consecutive months. In the case of one-way trunking, additional facilities and trunking shall only be required by the Party whose trunking has achieved the preceding usage threshold.

4.10.3.2.3 Mutual Agreement - The Parties may install direct end office trunking upon mutual agreement in the absence of conditions (1) or (2) above.

4.10.4 **Transit Traffic Trunk Group**

Transit Traffic trunks can either be two-way trunks or two one-way trunks ordered by Comcast Phone to deliver and receive Transit Traffic. Establishing Transit Traffic trunks at BellSouth access and local tandems provides Intratandem Access to the third parties also interconnected at those tandems.

4.10.4.1 **Toll Free Traffic**

4.10.4.1.1 If Comcast Phone chooses BellSouth to perform the Service Switching Point ("SSP") Function (i.e., handle Toll Free database queries) from BellSouth's switches, all Comcast Phone originating Toll Free traffic will be routed over the Transit Traffic Trunk Group and shall be delivered using GR-394 format. Carrier

Code “0110” and Circuit Code (to be determined for each LATA) shall be used for all such calls.

- 4.10.4.1.2 Comcast Phone may choose to perform its own Toll Free database queries from its switch. In such cases, Comcast Phone will determine the nature (local/intraLATA/interLATA) of the Toll Free call (local/IntraLATA/InterLATA) based on the response from the database. If the call is a BellSouth local or intraLATA Toll Free call, Comcast Phone will route the post-query local or IntraLATA converted ten-digit local number to BellSouth over the local or intraLATA trunk group. If the call is a third party (ICO, IXC, CMRS or other CLEC) local or intraLATA Toll Free call, Comcast Phone will route the post-query local or intraLATA converted ten-digit local number to BellSouth over the Transit Traffic Trunk Group and Comcast Phone shall provide to BellSouth a Toll Free billing record when appropriate. If the query reveals the call is an interLATA Toll Free call, Comcast Phone will route the post-query interLATA Toll Free call (1) directly from its switch for carriers interconnected with its network or (2) over the Transit Traffic Trunk Group to carriers that are not directly connected to Comcast Phone’s network but that are connected to BellSouth’s access tandem.

- 4.10.5 All post-query Toll Free calls for which Comcast Phone performs the SSP function, if delivered to BellSouth, shall be delivered using GR-394 format for calls destined to IXCs, and GR-317 format for calls destined to end offices that directly subtend a BellSouth access tandem within the LATA.

5. NETWORK DESIGN AND MANAGEMENT FOR INTERCONNECTION

- 5.1 Network Management and Changes. The Parties will exchange toll-free twenty-four (24) hour maintenance contact numbers and escalation procedures. The Parties will provide public notice of network changes in accordance with applicable federal and state rules and regulations.

- 5.2 Interconnection Technical Standards. The interconnection of all networks will be based upon accepted industry/national guidelines for transmission standards and traffic blocking criteria. Interconnecting facilities shall conform, at a minimum, to the telecommunications industry standard of DS-1 pursuant to Telcordia Standard No. GR- 00499-CORE. Where Comcast Phone chooses to utilize Signaling System 7 signaling, also known as Common Channel Signaling (“SS7”), SS7 connectivity is required between the Comcast Phone switch and the BellSouth Gateway Signaling Transfer Point (“GSTP”). BellSouth will provide SS7 signaling using Common Channel Signaling Access Capability in accordance with the technical specifications set forth in TR73554, the BellSouth Guidelines to Technical Publication, GR-000905-CORE. Facilities of each Party shall provide the necessary on-hook, off-hook answer and disconnect supervision and shall provide calling number ID (Calling Party Number) when technically feasible.

- 5.2.1 BellSouth will make available to Comcast Phone, as needed, 64 Kbps Clear Channel Capability (“64K CCC”) trunks. Upon receipt of the Comcast Phone’s

initial forecast of 64K CCC quantities, the Parties will begin joint planning for the engineering, procurement, and installation of the segregated 64K CCC Local Interconnection Trunk Groups, and the associated Bipolar 8 Zero Substitution (B8ZS) ESF facilities, for the sole purpose of transmitting 64K CCC data calls between Comcast Phone and BellSouth. In no case will these trunks be used for voice calls. Where such trunks and/or additional equipment is required, such equipment and trunks will be obtained, engineered, and installed on the same basis and with the same intervals as any similar growth job for IXC, CLEC, or BellSouth internal customer demand for 64K CCC trunks. Where technically feasible and by mutual agreement, these trunks will be established as two-way.

- 5.2.2 At Comcast Phone's request BellSouth will engineer all interconnection trunks between BellSouth and Comcast Phone to a 6 dB of digital pad configuration. BellSouth and Comcast Phone will cooperatively work to identify and convert all existing interconnection trunks to a 6 dB of digital pad configuration. Comcast Phone will waive any claims, damages, actions or causes of action that may result or result from the use of a 6 dB of digital pad configuration for interconnection trunks between BellSouth and Comcast Phone. Further, Comcast Phone shall indemnify BellSouth in regards to all claims, damages, action or causes of action brought by any third party that may result or result from the use of a 6dB of digital pad configuration for interconnection trunks between BellSouth and Comcast Phone.
- 5.3 Quality of Interconnection. The local interconnection for the transmission and routing of telephone exchange service and exchange access that each Party provides to each other will be at least equal in quality to what it provides to itself and any subsidiary or Affiliate, where technically feasible, or to any other Party to which each Party provides local interconnection.
- 5.3.1 A Designed blocking Objective (DBO) of one half of one percent (.005) during the Average Time Consistent Busy Hour (TCBH) for final trunk groups between a Comcast Phone end office and a BellSouth access tandem carrying traffic subject to meet point billing shall be maintained. All other final trunk groups are to be engineered with a DBO of one- percent (.01) during the Average TCBH.
- 5.4 Network Management Controls. Both Parties will work cooperatively to apply sound network management principles by invoking appropriate network management controls (e.g., call gapping or other methods) to alleviate or prevent network congestion.
- 5.5 SS7 Signaling. Both Parties will utilize LEC-to-LEC SS7 Signaling, where available, in conjunction with all traffic in order to enable full interoperability of CLASS features and functions except for call return. All SS7 signaling parameters will be provided, including but not limited to automatic number identification ("ANI"), originating line information ("OLI") calling company category and charge number. All privacy indicators will be honored, and the

Parties will exchange Transactional Capabilities Application Part (“TCAP”) messages to facilitate full interoperability of SS7-based features between the respective networks. Neither Party shall alter the SS7 parameters, or be a party to altering such parameters, or knowingly pass SS7 parameters that have been altered in order to circumvent appropriate interconnection charges.

- 5.6 Signaling Call Information. BellSouth and Comcast Phone will send and receive 10 digits for Local Traffic. Additionally, BellSouth and Comcast Phone will exchange the proper call information, i.e. originated call company number and destination call company number, CIC, and OZZ, including all proper translations for routing between networks and any information necessary for billing.

5.7 **Forecasting for Trunk Provisioning**

- 5.7.1 The Parties shall work cooperatively to manage the capacity of Local Interconnection Trunk Groups. Either Party may send the other an error-free ASR to initiate changes to the Local Interconnection Trunk Groups that the ordering Party controls based on the ordering Party’s capacity assessment. Comcast Phone shall provide revised trunk forecasts for all one-way (1-way) and two-way (2-way) trunk groups every six (6) months. Comcast Phone agrees to provide an initial interconnection trunk group forecast for each new LATA in which it plans to provide service within BellSouth’s region. Upon receipt of Comcast Phone’s forecast, the Parties shall conduct a joint planning meeting to finalize a joint interconnection trunk group forecast. Each forecast provided under this Section shall be deemed “Confidential Information” under the General Terms and Conditions of this Agreement.

- 5.7.1.1 At a minimum, the forecast shall include the projected quantity of Transit Trunks, Comcast Phone-to-BellSouth one-way trunks (“Comcast Phone Trunks”), BellSouth-to-Comcast Phone one-way trunks (“Reciprocal Trunks”) and/or two-way interconnection trunks, if the Parties have agreed to interconnect using two-way trunking to transport the Parties’ Local Traffic and IntraLATA Toll Traffic. The quantities shall be projected for a minimum of six months and shall include an estimate of the current year plus the next two years total forecasted quantities. The Parties shall mutually develop Reciprocal Trunk and/or two-way interconnection trunk forecast quantities.

- 5.7.1.2 All forecasts shall include, at a minimum, Access Carrier Terminal Location (“ACTL”), trunk group type (local/intraLATA toll, Transit, Operator Services, 911, etc.), A location/Z location (CLLI codes for Comcast Phone location and BellSouth location where the trunks shall terminate), interface type (e.g., DS1), Direction of Signaling, Trunk Group Number, if known, (commonly referred to as the 2-6 code) and forecasted trunks in service each year (cumulative).

- 5.7.2 The Parties shall use commercially reasonable efforts to make the forecasts as accurate as possible based on reasonable engineering criteria. The Parties shall continue to develop Reciprocal Trunk and/or two-way interconnection trunk forecasts as described in Section 5.7.1.1.

5.7.3 The submitting and development of interconnection trunk forecasts shall not replace the ordering process for local interconnection trunks. Each Party shall exercise its best efforts to provide the quantity of interconnection trunks mutually forecasted. However, the provision of the forecasted quantity of interconnection trunks is subject to trunk terminations and facility capacity existing at the time the trunk order is submitted. Furthermore, the receipt and development of trunk forecasts does not imply any liability for failure to perform if capacity (trunk terminations or facilities) is not available for use at the forecasted time.

5.8 **Trunk Utilization**

5.8.1 BellSouth and Comcast Phone shall monitor traffic on each interconnection trunk group that is installed pursuant to the interconnection trunk requirements and subsequent forecasts. The Parties agree to review on a quarterly basis the capacity utilization during the most recent quarter of the traffic study period. Unless the Parties otherwise agree, if a final trunk group is under eighty percent (80%) of the CCS capacity on a monthly average basis, for each month of any three (3) consecutive month period, either Party may provide written notice to the other requesting to resize the trunk group. Upon agreement of reciprocal trunk quantities required, BellSouth shall issue a reciprocal ASR. When additional capacity is required to reduce measured blocking to objective design levels, an ASR will be issued promptly upon discover of blocking by the appropriate Party. The ASR-sending Party shall note "Blocking" on the ASR. If Comcast Phone is the ASR-sending Party, then Comcast Phone will notify the BellSouth Local Interconnection Service Center Project Manager. If BellSouth is the ASR-sending Party, then BellSouth will notify the designated Comcast Phone representative. In all cases, grade of service objectives shall be maintained. The Party whose trunks are disconnected shall refund to the other Party associated trunk and facility charges paid by such other Party, if any

5.8.1.1 If any reciprocal trunk group is underutilized pursuant to section 5.8.1 above, BellSouth's Local Interconnection Switching Center ("LISC") project manager will notify Comcast Phone regarding the number of trunks that BellSouth wishes to disconnect. BellSouth's project manager will call Comcast Phone's designated interface, and provide the supporting information either by email or facsimile to the designated Comcast Phone interface. Comcast Phone shall provide concurrence with the disconnection in seven (7) business days or will provide specific information supporting additional traffic that it is to bring onto the trunk group. Such supporting information should include expected traffic volumes (including traffic volumes generated due to Local Number Portability) and the timeframes within which Comcast Phone expects to need such trunks. BellSouth's LISC Project Manager and Circuit Capacity Manager will discuss the new information with Comcast Phone to determine if agreement can be reached on the number of trunks to be removed. Both Parties shall make good faith efforts to reach agreement on the number of trunks to be disconnected up to and including escalation to, and resolution by, the appropriate company Vice President and/or Engineering Vice President within 30 days. By so agreeing to this escalation process for excess trunk disconnection, neither Party forfeits its

right to pursue additional dispute resolution pursuant to the General Terms and Conditions of this agreement.

- 5.8.2 To the extent that any interconnection trunk group is utilized at a time-consistent busy hour of eighty percent (80%) or greater, the Parties shall negotiate in good faith for the installation of augmented facilities.

6. LOCAL DIALING PARITY

- 6.1 BellSouth and Comcast Phone shall provide local and toll dialing parity, as defined in FCC rules and regulations, with no unreasonable dialing delays. Dialing parity shall be provided for all originating telecommunications services that require dialing to route a call.

7. INTERCONNECTION COMPENSATION

7.1 Compensation for Call Transportation and Termination for Local Traffic and ISP-bound Traffic

- 7.1.1 For reciprocal compensation between the Parties pursuant to this Attachment and pursuant to the Parties Agreement on Sections 7.3 through 7.3.5 and Sections 3.3 through 3.3.2 of this Attachment, Local Traffic is defined as any circuit switched call that is originated by an end user of one Party and terminated to an end user of the other Party within a given LATA on that other Party's network, except for those calls that are originated or terminated through switched access arrangements as established by the ruling regulatory body.
 - 7.1.1.1 Additionally, Local Traffic includes any cross boundary, voice-to-voice intrastate, interLATA or interstate, interLATA calls established as a local call by the ruling regulatory body.
 - 7.1.2 ISP-bound Traffic is defined as calls to an information service provider or Internet service provider ("ISP") that are dialed by using a local dialing pattern (7 or 10 digits) by a calling party in one LATA to an ISP server or modem in the same LATA. ISP-bound traffic is subject to compensation to the extent provided by the FCC in its *Order on Remand and Report and Order*, CC Docket Nos. 96-98, FCC 01-31 (released April 27, 2001) ("ISP Remand Order").
 - 7.1.3 Notwithstanding the definitions of Local Traffic and ISP-bound traffic above, and pursuant to the FCC's Order on Remand and Report and Order in CC Docket 99-68 released April 27, 2001 ("ISP Order on Remand"), BellSouth and Comcast Phone agree to the rebuttable presumption that all combined circuit switched Local and ISP-bound Traffic delivered to BellSouth or Comcast Phone that exceeds a 3:1 ratio of terminating to originating traffic on a statewide basis shall be considered ISP-bound traffic for compensation purposes. BellSouth and Comcast Phone further agree to the rebuttable presumption that all combined circuit switched Local and ISP-bound Traffic delivered to BellSouth or Comcast Phone that does not exceed a 3:1 ratio of terminating to originating traffic on a statewide basis shall be considered Local Traffic for compensation purposes.

- 7.1.4 Neither Party shall pay compensation to the other Party for per minute of use rate elements associated with the Call Transport and Termination of Local Traffic or ISP-bound Traffic.
- 7.1.4.1 The elemental rates set forth in Exhibit A of this Agreement shall apply throughout the term of this Agreement for Multiple Tandem Access, as described in Section 4.10.1.5 above, and Transit Traffic, as described in Section 7.6 below.
- 7.1.5 Neither Party shall represent Switched Access Traffic as Local Traffic or ISP-bound Traffic for purposes of determining compensation for the call.
- 7.1.6 If Comcast Phone assigns NPA/NXXs to specific BellSouth rate centers within the LATA and assigns numbers from those NPA/NXXs to Comcast Phone end users physically located outside of that LATA, BellSouth traffic originating from within the LATA where the NPA/NXXs are assigned and delivered to a Comcast Phone customer physically located outside of such LATA, shall not be deemed Local Traffic. Further, Comcast Phone agrees to identify such interLATA traffic to BellSouth and to compensate BellSouth for originating and transporting such interLATA traffic to Comcast Phone at BellSouth's switched access tariff rates. This section is not intended to conflict with the definition of Local Traffic set forth in Section 7.1.1 above.
- 7.2 If Comcast Phone does not identify such interLATA traffic to BellSouth, to the best of BellSouth's ability BellSouth will determine which whole Comcast Phone NPA/NXXs on which to charge the applicable rates for originating network access service as reflected in BellSouth's Access Service Tariff. BellSouth shall make appropriate billing adjustments if Comcast Phone can provide sufficient information for BellSouth to determine whether or not said traffic is Local Traffic.
- 7.3 **Jurisdictional Reporting**
- 7.3.1 **Percent Local Use.** Each Party shall report to the other a Percent Local Usage ("PLU") factor. The application of the PLU will determine the amount of local minutes to be billed to the other Party. For purposes of developing the PLU, each Party shall consider every local call and every long distance call, excluding Transit Traffic. Each Party shall update its PLU on the first of January, April, July and October of the year and shall send it to the other Party to be received no later than 30 days after the first of each such month based on local usage for the past three months ending the last day of December, March, June and September, respectively. Requirements associated with PLU calculation and reporting shall be as set forth in BellSouth's Jurisdictional Factors Reporting Guide which can be found at the following web site:
<http://interconnection.bellsouth.com/guides/ixc/pdf/factgu.pdf>. Notwithstanding the foregoing, where the terminating Party has message recording technology that identifies the jurisdiction of traffic terminated as defined in this Agreement, such information, in lieu of the PLU factor, shall at the terminating Party's option be utilized to determine the appropriate local usage compensation to be paid.

- 7.3.2 **Percent Local Facility.** Each Party shall report to the other a Percent Local Facility (“PLF”) factor. The application of the PLF will determine the portion of switched dedicated transport to be billed per the local jurisdiction rates. The PLF shall be applied to Multiplexing, Local Channel and Interoffice Channel Switched Dedicated Transport utilized in the provision of local interconnection trunks. Each Party shall update its PLF on the first of January, April, July and October of the year and shall send it to the other Party to be received no later than 30 days after the first of each such month to be effective the first bill period the following month, respectively. Requirements associated with PLU and PLF calculation and reporting shall be as set forth in BellSouth’s Jurisdictional Factors Reporting Guide which can be found at the following web site:
<http://interconnection.bellsouth.com/guides/ixc/pdf/factgu.pdf>.
- 7.3.3 **Percent Interstate Usage.** Each Party shall report to the other the projected Percent Interstate Usage (“PIU”) factor. All jurisdictional report requirements, rules and regulations for Interexchange Carriers specified in BellSouth’s Intrastate Access Services Tariff will apply to Comcast Phone. After interstate and intrastate traffic percentages have been determined by use of PIU procedures, the PLU and PLF factors will be used for application and billing of local interconnection. Each Party shall update its PIUs on the first of January, April, July and October of the year and shall send it to the other Party to be received no later than 30 days after the first of each such month, for all services showing the percentages of use (PIUs, PLU, and PLF) for the past three months ending the last day of December, March, June and September. Notwithstanding the foregoing, where the terminating Party has message recording technology that identifies the jurisdiction of traffic terminated as defined in this Agreement, such information, in lieu of the PIU and PLU factors, shall at the terminating Party’s option be utilized to determine the appropriate local usage compensation to be paid.
- 7.3.4 Notwithstanding the provisions in Section 7.3.1, 7.3.2, and 7.3.3 above, where the terminating Party has message recording technology that identifies the jurisdiction of traffic terminated as defined in this Agreement, such information shall, at the terminating Party’s option, be utilized to determine the appropriate jurisdictional reporting factors (PLU, PIU, and/or PLF), in lieu of those provided by the originating Party. In the event that the terminating Party opts to utilize its own data to determine jurisdictional reporting factors, such terminating Party shall notify the originating Party at least 15 days prior to the beginning of the calendar quarter in which the terminating Party will begin to utilize its own data. Such factors shall subject to the Dispute Resolution provisions in this Agreement, as well as the Audit provisions set forth in 7.3.5 below.
- 7.3.5 **Audits.** On thirty (30) days written notice, each Party must provide the other the ability and opportunity to conduct an annual audit to ensure the proper billing of traffic. BellSouth and Comcast Phone shall retain records of call detail for a minimum of nine months from which the PLU, PLF and/or PIU can be ascertained. The audit shall be conducted during normal business hours, of the Party being audited, at an office designated by the Party being audited. Audit requests shall not be submitted more frequently than one (1) time per calendar

year. Audits shall be performed by a mutually acceptable independent auditor paid for by the Party requesting the audit. The PLF, PLU and/or PIU shall be adjusted based upon the audit results and shall apply for the quarter the audit was completed, for the quarter prior to the completion of the audit, and for the two quarters following the completion of the audit. If, as a result of an audit, either Party is found to have overstated the PLF, PLU and/or PIU by twenty percentage points (20%) or more, that Party shall reimburse the auditing Party for the cost of the audit.

7.4 **Compensation for 8XX Traffic**

7.4.1 Compensation for 8XX Traffic. Each Party shall pay the other the appropriate switched access charges set forth in the billing Parties' intrastate or interstate switched access tariffs. Each Party will pay the other Party the database query charge as set forth in the billing Parties' intrastate or interstate switched access tariffs as applicable.

7.4.2 Records for 8XX Billing. Each Party will provide to the other the appropriate records necessary for billing intraLATA 8XX customers. The records provided will be in a standard EMI format.

7.4.3 8XX Access Screening. BellSouth's provision of 8XX Toll Free Dialing ("TFD") to Comcast Phone requires interconnection from Comcast Phone to BellSouth's 8XX Signal Channel Point ("SCP"). Such interconnections shall be established pursuant to BellSouth's Common Channel Signaling Interconnection Guidelines and Telcordia's CCS Network Interface Specification document, TR-TSV-000905. If Comcast Phone requires 8XX 10 digit screening from BellSouth, then Comcast Phone shall establish SS7 interconnection at the BellSouth Local Signal Transfer Points serving the BellSouth 8XX SCPs that Comcast Phone desires to query. The terms and conditions for 8XX TFD are set out in BellSouth's Intrastate Access Services Tariff.

7.5 **Mutual Provision of Switched Access Service**

7.5.1 Switched Access Traffic. Switched Access Traffic is described as telephone calls requiring local transmission or switching services for the purpose of the origination or termination of Telephone Toll Service. Switched Access Traffic includes, but is not limited to, the following types of traffic: Feature Group A, Feature Group B, Feature Group C, Feature Group D, toll free access (e.g., 8XX), 900 access and their successors. Additionally, any Public Switched Telephone Network interexchange telecommunications traffic, regardless of transport protocol method, where the originating and terminating points, end-to-end points, are in different LATAs, or are in the same LATA and the Parties' Switched Access services are used for the origination or termination of the call, shall be considered Switched Access Traffic. Irrespective of transport protocol method used, a call which originates in one LATA and terminates in another LATA (i.e., the end-to-end points of the call) or in which the Parties' Switched Access Services are used for the origination or termination of the call, shall not be considered Local Traffic or ISP-bound Traffic.

- 7.5.2 Neither Comcast Phone nor BellSouth anticipate that they will provide Interexchange Service to the other Party's end users. In the event a Party offers stand-alone Interexchange Service to the other Party's end users, charges for such service shall be governed by applicable tariffs."
- 7.5.3 Where the originating Party delivers a call to the terminating Party over switched access facilities, the originating Party will pay the terminating Party terminating, switched access charges as set forth in the terminating Party's tariff, as appropriate.
- 7.5.4 When Comcast Phone's end office switch provides an access service connection to or from an interexchange carrier ("IXC") by a direct trunk group to the IXC utilizing BellSouth facilities, each Party will provide its own access services to the IXC and bill on a multi-bill, multi-tariff meet-point basis. Each Party will bill its own access services rates to the IXC with the exception of the interconnection charge. The interconnection charge will be billed by Comcast Phone as the Party providing the end office function. Each party will use the Multiple Exchange Carrier Access Billing (MECAB) guidelines to establish meet point billing for all applicable traffic. The parties shall utilize a thirty (30) day billing period.
- 7.5.4.1 When Comcast Phone's end office subtends the BellSouth Access Tandem switch for receipt or delivery of switched access traffic and provides an access service connection to or from an IXC via BellSouth's Access Tandem switch, BellSouth, as the tandem company agrees to provide to Comcast Phone, as the End Office Company, as defined in MECAB, at no charge, all the switched access detail usage data, recorded at the access tandem, within no more than sixty (60) days after the recording date. Each Party will timely notify the other when it is not feasible to meet these requirements. As business requirements change, data reporting requirements may be modified as necessary, upon the mutual agreement of the Parties, as long as MECAB requirements are maintained.
- 7.5.5 BellSouth, as the tandem provider company, will retain for a minimum period of sixty (60) days past the date it provides Comcast Phone the relevant switched access detail usage data, access message detail sufficient to recreate any data that is lost or damaged by the tandem provider company or any third party involved in processing or transporting data.
- 7.5.6 BellSouth, as the tandem provider company, agrees to recreate the lost or damaged data within forty-eight (48) hours of notification by Comcast Phone or by an authorized third party handling the data.
- 7.5.7 Any claims against BellSouth, as the tandem provider company, for unbillable or uncollectible revenue should be filed with the tandem provider company within 120 days of the usage date, where detail is provided within the sixty (60) day window set forth in Section 7.5.4.1 above.
- 7.5.8 BellSouth, as the tandem provider company shall keep records of its billing activities relating to jointly-provided Intrastate and Interstate access services in sufficient detail to permit the Subsequent Billing Party to, by formal or informal review or audit, to verify the accuracy and reasonableness of the jointly-provided

access billing data provided by the Initial Billing Party. Each Party agrees to cooperate in such formal or informal reviews or audits and further agrees to jointly review the findings of such reviews or audits in order to resolve any differences concerning the findings thereof.

- 7.5.9 Each Party agrees not to deliver switched access traffic to the other Party for termination except over switched access trunks and facilities.

7.6 **Transit Traffic**

- 7.6.1 BellSouth shall provide tandem switching and transport services for Comcast Phone's Transit Traffic. Rates for local Transit Traffic and ISP-bound Transit Traffic shall be the applicable Call Transport and Termination charges as set forth in Exhibit A to this Attachment. Rates for Switched Access Transit Traffic shall be the applicable charges as set forth in BellSouth Interstate or Intrastate Switched Access tariffs. Billing associated with all Transit Traffic shall be pursuant to MECAB guidelines. Traffic between Comcast Phone and Wireless Type 1 third parties shall not be treated as Transit Traffic from a routing or billing perspective. Traffic between Comcast Phone and Wireless Type 2A or a third party CLEC utilizing BellSouth switching shall not be treated as Transit Traffic from a routing or billing perspective until BellSouth and the Wireless carrier or a third party CLEC utilizing BellSouth switching (including UNE-P providers) have the capability to properly meet-point-bill in accordance with MECAB guidelines. Neither Party shall intentionally send transit traffic over the local trunks unless it has notified the other Party that the transit trunks are at capacity, or the result of misrouted traffic from a third party.

- 7.6.2 The delivery of traffic that transits the BellSouth network and is transported to another carrier's network is excluded from any BellSouth billing guarantees. BellSouth agrees to deliver Transit Traffic to the terminating carrier; provided, however, that Comcast Phone is solely responsible for negotiating and executing any appropriate contractual agreements with the terminating carrier for the exchange of Transit Traffic through the BellSouth network. BellSouth will not be liable for any compensation to the terminating carrier or to Comcast Phone. In the event that the terminating third party carrier imposes on BellSouth any charges or costs for the delivery of Transit Traffic, Comcast Phone shall reimburse BellSouth upon receipt of billing data adequate to validate such costs. Notwithstanding the foregoing, BellSouth shall make commercially reasonable efforts to avoid accepting such charges from terminating third party carriers, either under a contractual arrangement with the third party carrier or otherwise. If a call originated by Comcast Phone meets the definition of Transit Traffic pursuant to this agreement, then transit charges will apply. Additionally, the Parties agree that any billing to a third party or other telecommunications carrier under this section shall be pursuant to MECAB procedures.

8. **OPERATIONAL SUPPORT SYSTEMS ("OSS")**

- 8.1 The terms, conditions and rates for OSS are as set forth in BellSouth's FCC Tariff for Access Service Records.

Exhibit B

Basic Architecture

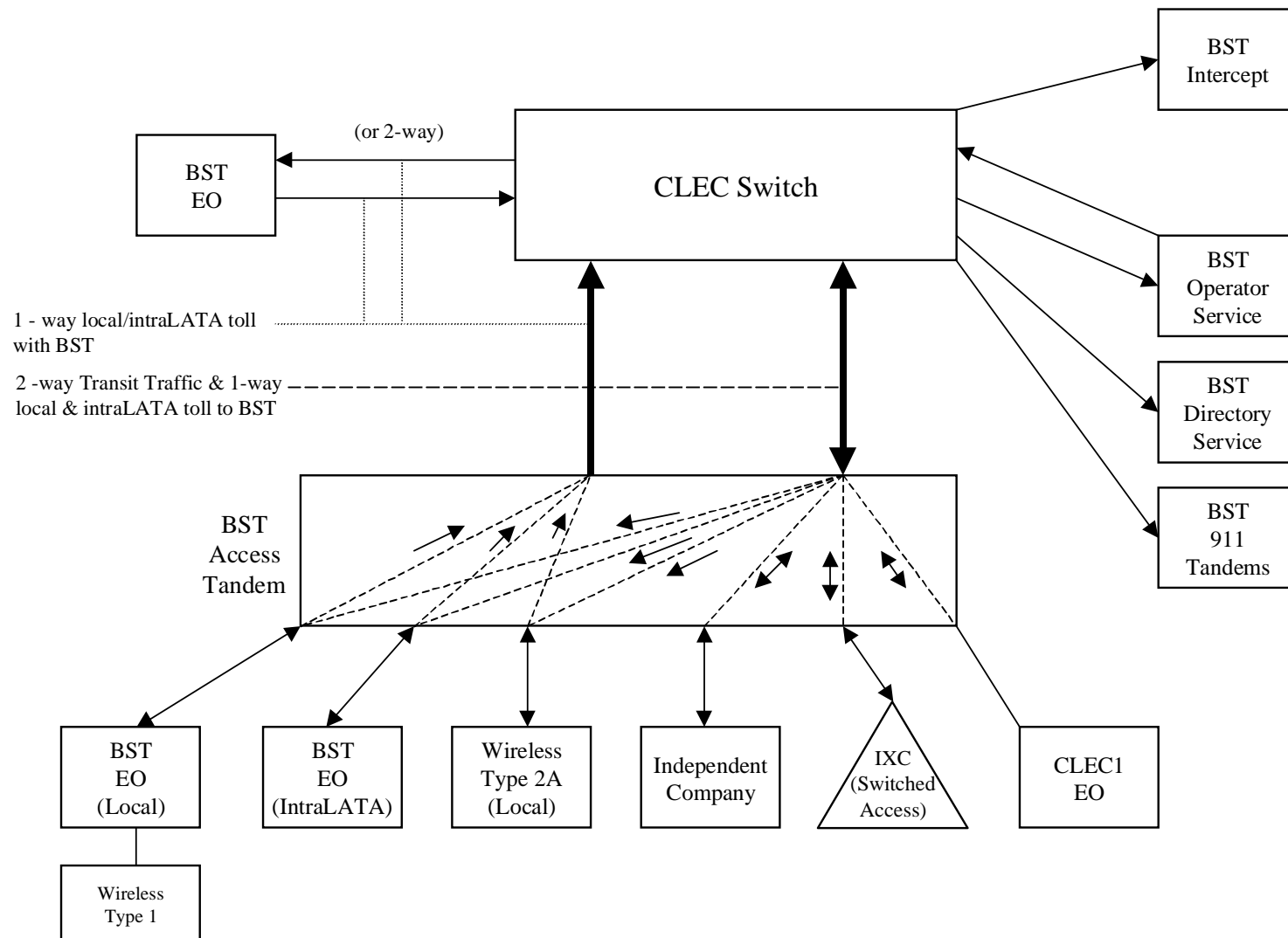


Exhibit C

One-Way Architecture

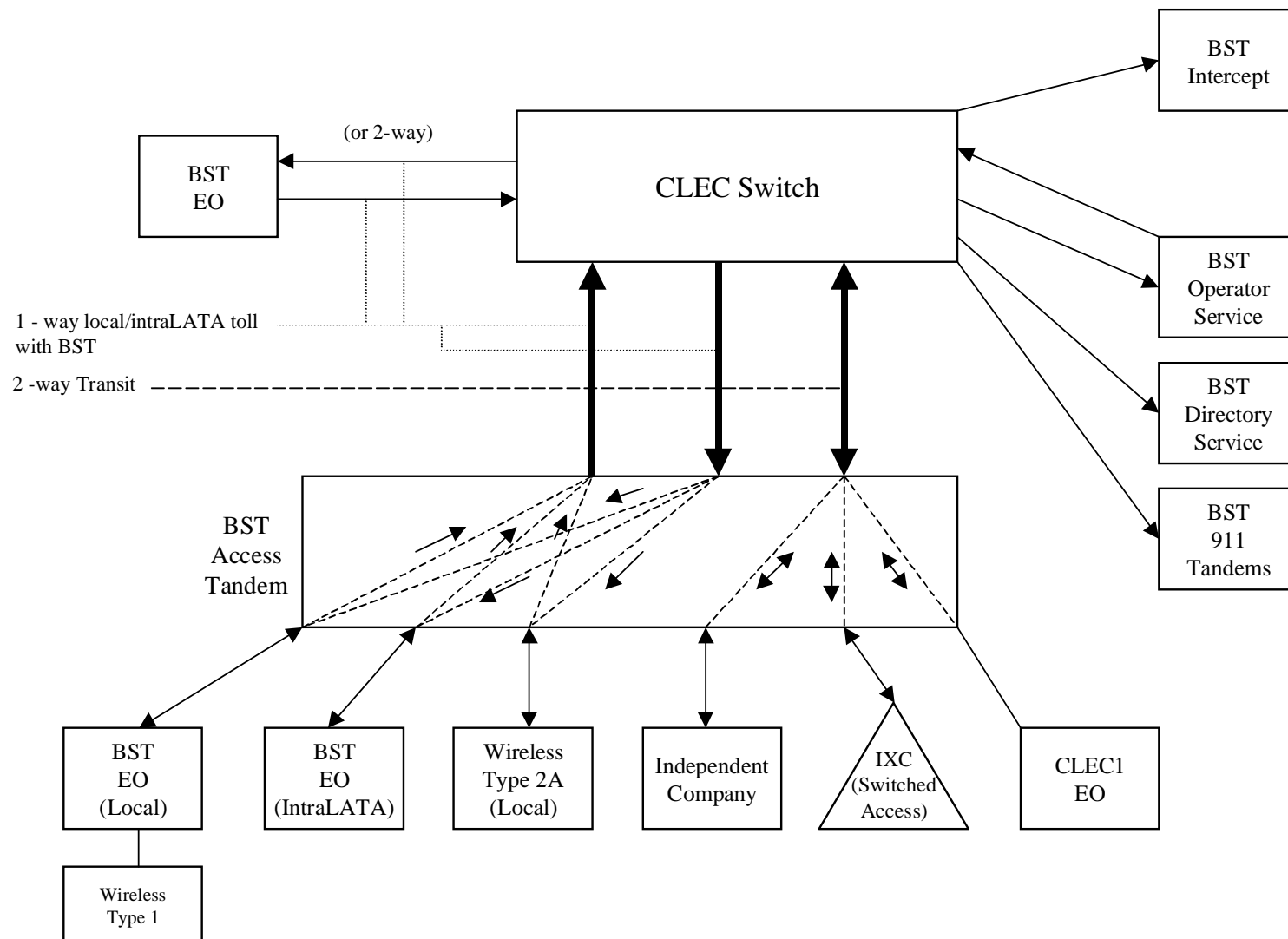


Exhibit D

Two-Way Architecture

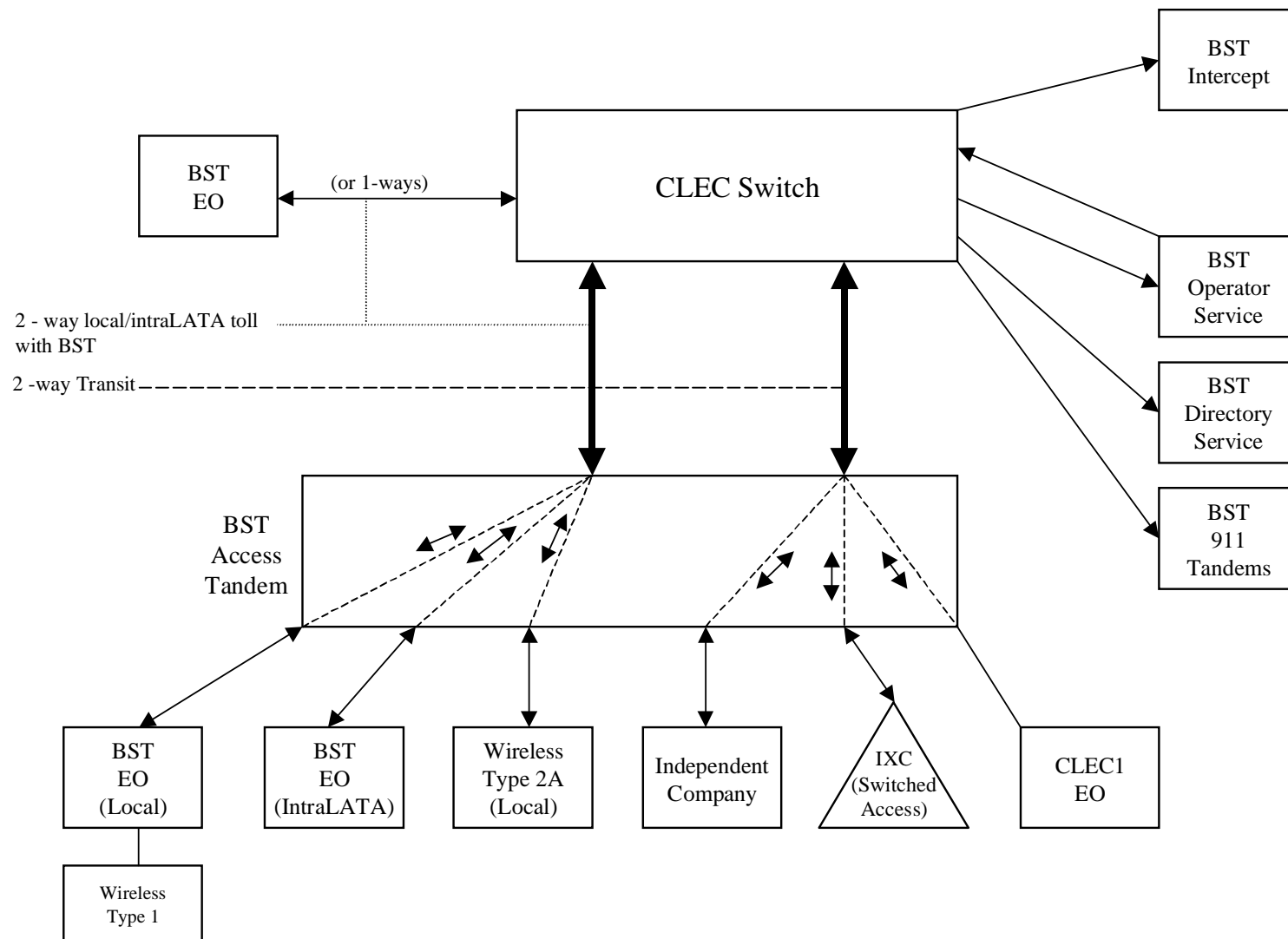
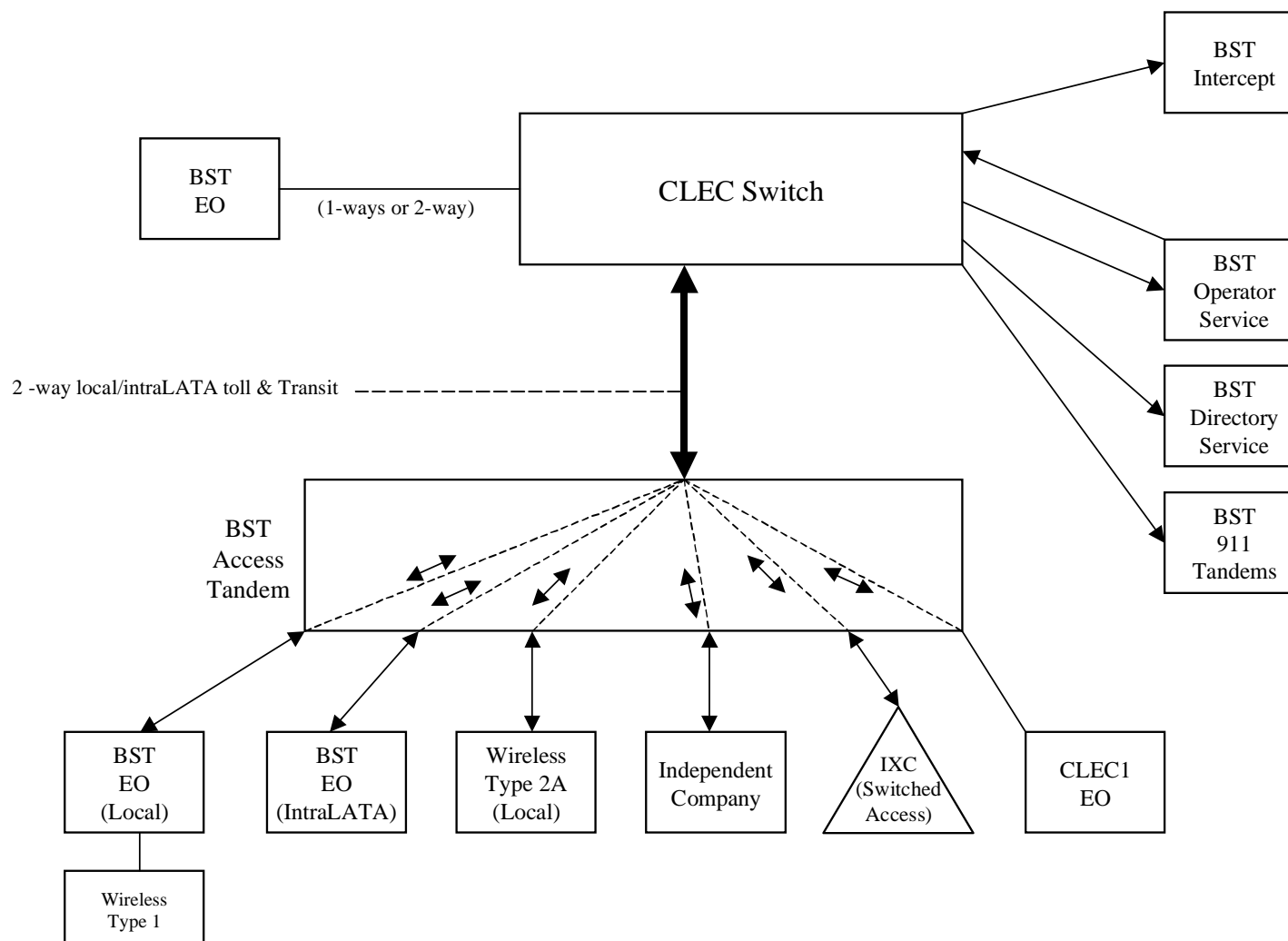


Exhibit E

Supergroup Architecture



DEFINITIONS
EXHIBIT F

Call Termination has the meaning set forth for “termination” in 47CFR § 51.701(d).

Call Transport has the meaning set forth for “transport” in 47 CFR § 51.701(c).

Call Transport and Termination For the purposes of Attachment 3, Call Transport and Termination is used collectively to mean the switching and transport functions from the Interconnection Point to the last point of switching.

Centralized Message Distribution System (“CMDS”) is the BellCore administered national system, based in Kansas City, Missouri, used to exchange EMI formatted data among host companies.

Common (Shared) Transport For the purposes of Attachment 3 Common (Shared) Transport is defined as the transport of the originating Party’s traffic by the terminating Party over the terminating Party’s common (shared) facilities between (1) the terminating Party’s tandem switch and end office switch, (2) between the terminating Party’s tandem switches, and/or (3) between the terminating Party’s host and remote end office switches. All switches referred herein must be entered into the Local Exchange Routing Guide (“LERG”).

Daily Usage File is the compilation of messages or copies of messages in standard Exchange Message Interface (EMI) format exchanged from BellSouth to a CLEC.

Dedicated Interoffice Facility For the purposes of Attachment 3, Dedicated Interoffice Facility is defined as a switch transport facility between a Party’s Serving Wire Center and the first point of switching within the LATA on the other Party’s network.

End Office Switching For the purposes of Attachment 3, End Office Switching is defined as the function that establishes a communications path between the trunk side and line side of the End Office switch.

Exchange Message Interface (“EMI”) is the nationally administered standard format for the exchange of data among the Exchange Carriers within the telecommunications industry.

Fiber Meet as described in Attachment 3, is an interconnection arrangement whereby the Parties physically interconnect their networks via an optical fiber interface at which one Party's facilities, provisioning, and maintenance responsibility begins and the other Party's responsibility ends.

Intercompany Settlements (“ICS”) is the revenue associated with charges billed by a company other than the company in whose service area such charges were incurred. ICS on a national level includes third number and credit card calls and is administered by BellCore’s Credit Card and Third Number Settlement System (CATS). Included is traffic that originates in one Regional Bell Operating Company’s (RBOC) territory and bills in another RBOC’s territory.

Interconnection Point (“IP”) For the purposes of Attachment 3, Interconnection Point (“IP”) is the physical telecommunications equipment interface that interconnects the networks of BellSouth and Comcast Phone.

ISP-bound Traffic is as defined in Attachment 3, Section 7 of this Agreement.

Local Channel For the purposes of Attachment 3, Local Channel is defined as a switched transport facility between a Party’s Interconnection Point and the IP’s Serving Wire Center.

Local Traffic is as defined in Attachment 3, of this Agreement.

Message Distribution is routing determination and subsequent delivery of message data from one company to another. Also included is the interface function with CMDS, where appropriate.

Multiple Exchange Carrier Access Billing (“MECAB”) means the document prepared by the Billing Committee of the Ordering and Billing Forum (“OBF”), which functions under the auspices of the Carrier Liaison Committee of the Alliance for Telecommunications Industry Solutions (“ATIS”) and by Bellcore as Special Report SR-BDS-000983, Containing the recommended guidelines for the billing of Exchange Service access provided by two or more LECs and/or CLECs or by one LEC in two or more states within a single LATA.

Non-Intercompany Settlement System (“NICS”) is the BellCore system that calculates non-intercompany settlements amounts due from one company to another within the same RBOC region. It includes credit card, third number and collect messages.

Percent of Interstate Usage (“PIU”) is as described in Attachment 3.

Percent Local Usage (“PLU”) is as described in Attachment 3.

Revenue Accounting Office (“RAO”) Status Company is a local exchange company/alternate local exchange company that has been assigned a unique RAO code. Message data exchanged among RAO status companies is grouped (i.e. packed) according to From/To/Bill RAO combinations.

Service Control Points (“SCPs”) are defined as databases that store information and have the ability to manipulate data required to offer particular services.

Serving Wire Center For the purposes of Attachment 3, Serving Wire Center (“SWC”) is defined as the wire center owned by one Party from which the other Party would normally obtain dial tone for its IP.

Signal Transfer Points (“STPs”) are signaling message switches that interconnect Signaling Links to route signaling messages between switches and databases. STPs enable the exchange of Signaling System 7 (“SS7”) messages between switching elements, database elements and STPs. STPs provide access to various BellSouth and third party network elements such as local switching and databases.

Signaling links are dedicated transmission paths carrying signaling messages between carrier switches and signaling networks. Signal Link Transport is a set of two or four dedicated 56 kbps

transmission paths between Comcast Phone designated Signaling Points of Interconnection that provide a diverse transmission path and cross connect to a BellSouth Signal Transfer Point.

Tandem Switching For the purposes of Attachment 3, Tandem Switching is defined as the function that establishes a communications path between two switching offices through a third switching office through the provision of trunk side to trunk side switching.

Transit Traffic For the purposes of Attachment 3, Transit Traffic is traffic originating on Comcast Phone's network that is switched and/or transported by BellSouth and delivered to a third party's network, or traffic originating on a third party's network that is switched and/or transported by BellSouth and delivered to Comcast Phone's network.

LOCAL INTERCONNECTION - Florida												Attachment: 3		Exhibit: A				
CATEGORY	RATE ELEMENTS				Interi m	Zone	BCS	USOC	RATES (\$)		Svc Order Submitted Elec per LSR	Svc Order Submitted Manually per LSR	Incremental Charge - Manual Svc Order vs. Electronic- 1st	Incremental Charge - Manual Svc Order vs. Electronic- Add'l	Incremental Charge - Manual Svc Order vs. Electronic- Disc 1st	Incremental Charge - Manual Svc Order vs. Electronic- Disc Add'l		
								Rec	Nonrecurring		Nonrecurring Disconnect		OSS Rates (\$)					
									First	Add'l	First	Add'l	SOMEc	SOMAN	SOMAN	SOMAN	SOMAN	SOMAN
LOCAL INTERCONNECTION (CALL TRANSPORT AND TERMINATION)																		
NOTE: "bk" beside a rate indicates that the Parties have agreed to bill and keep for that element pursuant to the terms and conditions in Attachment 3.																		
TANDEM SWITCHING																		
	Tandem Switching Function Per MOU							0.0006019bk										
	Multiple Tandem Switching, per MOU (applies to intial tandem only)							0.0006019										
	Tandem Intermediary Charge, per MOU*							0.0015										
* This charge is applicable only to transit traffic and is applied in addition to applicable switching and/or interconnection charges.																		
TRUNK CHARGE																		
	Installation Trunk Side Service - per DS0						OHD	TPP6X		21.73bk	8.19bk							
	Installation Trunk Side Service - per DS0						OHD	TPP9X		21.73bk	8.19bk							
	Dedicated End Office Trunk Port Service-per DS0**						OHD	TDEOP	0.00									
	Dedicated End Office Trunk Port Service-per DS1**						OH1 OH1MS	TDE1P	0.00									
	Dedicated Tandem Trunk Port Service-per DS0**						OHD	TDWOP	0.00									
	Dedicated Tandem Trunk Port Service-per DS1**						OH1 OH1MS	TDW1P	0.00									
** This rate element is recovered on a per MOU basis and is included in the End Office Switching and Tandem Switching, per MOU rate elements																		
COMMON TRANSPORT (Shared)																		
	Common Transport - Per Mile, Per MOU								0.0000035bk									
	Common Transport - Facilities Termination Per MOU								0.0004372bk									
LOCAL INTERCONNECTION (DEDICATED TRANSPORT)																		
INTEROFFICE CHANNEL - DEDICATED TRANSPORT																		
	Interoffice Channel - Dedicated Transport - 2-Wire Voice Grade - Per Mile per month						OHM	1L5NF	0.0091bk									
	Interoffice Channel - Dedicated Transport- 2- Wire Voice Grade - Facility Termination per month						OHM	1L5NF	25.32bk	47.35bk	31.78bk	18.31bk	7.03bk					
	Interoffice Channel - Dedicated Transport - 56 kbps - per mile per month						OHM	1L5NK	0.0091bk									
	Interoffice Channel - Dedicated Transport - 56 kbps - Facility Termination per month						OHM	1L5NK	18.44bk	47.35bk	31.78bk	18.31bk	7.03bk					
	Interoffice Channel - Dedicated Transport - 64 kbps - per mile per month						OHM	1L5NK	0.0091bk									
	Interoffice Channel - Dedicated Transport - 64 kbps - Facility Termination per month						OHM	1L5NK	18.44bk	47.35bk	31.78bk	18.31bk	7.03bk					
	Interoffice Channel - Dedicated Channel - DS1 - Per Mile per month						OH1, OH1MS	1L5NL	0.1856bk									
	Interoffice Channel - Dedicated Tranport - DS1 - Facility Termination per month						OH1, OH1MS	1L5NL	88.44bk	105.54bk	98.47bk	21.47bk	19.05bk					
	Interoffice Channel - Dedicated Transport - DS3 - Per Mile per month						OH3, OH3MS	1L5NM	3.87bk									
	Interoffice Channel - Dedicated Transport - DS3 - Facility Termination per month						OH3, OH3MS	1L5NM	1071.00bk	335.46bk	219.28bk	72.03bk	70.56bk					
LOCAL CHANNEL - DEDICATED TRANSPORT																		
	Local Channel - Dedicated - 2-Wire Voice Grade per month						OHM	TEFV2	19.66bk	265.84bk	46.97bk	37.63bk	4.00bk					
	Local Channel - Dedicated - 4-Wire Voice Grade per month						OHM	TEFV4	20.45bk	266.54bk	47.67bk	44.22bk	5.33bk					
	Local Channel - Dedicated - DS1 per month						OH1	TEFHG	36.49bk	216.65bk	183.54bk	24.30bk	16.95bk					
	Local Channel - Dedicated - DS3 Facility Termination per month						OH3	TEFHJ	531.91bk	556.37bk	343.01bk	139.13bk	96.84bk					
LOCAL INTERCONNECTION MID-SPAN MEET																		
	Local Channel - Dedicated - DS1 per month						OH1MS	TEFHG	0.00	0.00								
	Local Channel - Dedicated - DS3 per month						OH3MS	TEFHJ	0.00	0.00								
MULTIPLEXERS																		
	Channelization - DS1 to DS0 Channel System						OH1, OH1MS	SATN1	146.77bk	101.42bk	71.62bk	11.09bk	10.49bk					
	DS3 to DS1 Channel System per month						OH3, OH3MS	SATNS	211.19bk	199.28bk	118.64bk	40.34bk	39.07bk					
	DS3 Interface Unit (DS1 COCI) per month						OH1, OH1MS	SATCO	13.76bk	10.07bk	7.08bk							
SIGNALING (CCS7)																		

LOCAL INTERCONNECTION - Georgia												Attachment: 3		Exhibit: A		
CATEGORY	RATE ELEMENTS				Interim	Zone	BCS	USOC	RATES (\$)		Svc Order Submitted Elec per LSR	Svc Order Submitted Manually per LSR	Incremental Charge - Manual Svc Order vs. Electronic-1st	Incremental Charge - Manual Svc Order vs. Electronic-Add'l	Incremental Charge - Manual Svc Order vs. Electronic-Disc 1st	Incremental Charge - Manual Svc Order vs. Electronic-Disc Add'l
								Rec	Nonrecurring		Nonrecurring Disconnect		OSS Rates (\$)			
									First	Add'l	First	Add'l	SOMEc	SOMAN	SOMAN	SOMAN
LOCAL INTERCONNECTION (CALL TRANSPORT AND TERMINATION)																
NOTE: "bk" beside a rate indicates that the Parties have agreed to bill and keep for that element pursuant to the terms and conditions in Attachment 3.																
TANDEM SWITCHING																
	Tandem Switching Function Per MOU							0.0004086bk								
	Multiple Tandem Switching, per MOU (applies to intial tandem only)							0.0004086								
	Tandem Intermediary Charge, per MOU*							0.0015								
* This charge is applicable only to transit traffic and is applied in addition to applicable switching and/or interconnection charges.																
TRUNK CHARGE																
	Installation Trunk Side Service - per DS0						OHD	TPP6X		21.53bk	8.11bk					
	Installation Trunk Side Service - per DS0						OHD	TPP9X		21.53bk	8.11bk					
	Dedicated End Office Trunk Port Service-per DS0**						OHD	TDEOP	0.00							
	Dedicated End Office Trunk Port Service-per DS1**						OH1 OH1MS	TDE1P	0.00							
	Dedicated Tandem Trunk Port Service-per DS0**						OHD	TDWOP	0.00							
	Dedicated Tandem Trunk Port Service-per DS1**						OH1 OH1MS	TDW1P	0.00							
** This rate element is recovered on a per MOU basis and is included in the End Office Switching and Tandem Switching, per MOU rate elements																
COMMON TRANSPORT (Shared)																
	Common Transport - Per Mile, Per MOU								0.0000027bk							
	Common Transport - Facilities Termination Per MOU								0.0001914bk							
LOCAL INTERCONNECTION (DEDICATED TRANSPORT)																
INTEROFFICE CHANNEL - DEDICATED TRANSPORT																
	Interoffice Channel - Dedicated Transport - 2-Wire Voice Grade - Per Mile per month						OHM	1L5NF	0.0057bk							
	Interoffice Channel - Dedicated Transport- 2- Wire Voice Grade - Facility Termination per month						OHM	1L5NF	12.87bk	48.455bk	19.48bk	16.575bk	4.995bk			
	Interoffice Channel - Dedicated Transport - 56 kbps - per mile per month						OHM	1L5NK	0.0057bk							
	Interoffice Channel - Dedicated Transport - 56 kbps - Facility Termination per month						OHM	1L5NK	7.83bk	48.455bk	19.48bk	16.575bk	4.995bk			
	Interoffice Channel - Dedicated Transport - 64 kbps - per mile per month						OHM	1L5NK	0.0057bk							
	Interoffice Channel - Dedicated Transport - 64 kbps - Facility Termination per month						OHM	1L5NK	7.83bk	48.455bk	19.48bk	16.575bk	4.995bk			
	Interoffice Channel - Dedicated Channel - DS1 - Per Mile per month						OH1, OH1MS	1L5NL	0.1154bk							
	Interoffice Channel - Dedicated Tranport - DS1 - Facility Termination per month						OH1, OH1MS	1L5NL	34.19bk	111.025bk	80.28bk	31.355bk	21.73bk			
	Interoffice Channel - Dedicated Transport - DS3 - Per Mile per month						OH3, OH3MS	1L5NM	2.53bk							
	Interoffice Channel - Dedicated Transport - DS3 - Facility Termination per month						OH3, OH3MS	1L5NM	342.02bk	320.47bk	86.32bk	66.77bk	52.81bk			
LOCAL CHANNEL - DEDICATED TRANSPORT																
	Local Channel - Dedicated - 2-Wire Voice Grade per month						OHM	TEFV2	7.74bk	121.065bk	53.295bk	46.395bk	13.365bk			
	Local Channel - Dedicated - 4-Wire Voice Grade per month						OHM	TEFV4	8.72bk	125.62bk	54.43bk	46.395bk	13.365bk			
	Local Channel - Dedicated - DS1 per month						OH1	TEFHG	18.47bk	149.46bk	111.195bk	40.355bk	26.115bk			
	Local Channel - Dedicated - DS3 Facility Termination per month						OH3	TEFHJ	147.01bk	445.01bk	145.18bk	112.905bk	75.88bk			
LOCAL INTERCONNECTION MID-SPAN MEET																
	Local Channel - Dedicated - DS1 per month						OH1MS	TEFHG	0.00	0.00						
	Local Channel - Dedicated - DS3 per month						OH3MS	TEFHJ	0.00	0.00						
MULTIPLEXERS																
	Channelization - DS1 to DS0 Channel System						OH1, OH1MS	SATN1	69.75bk	105.675bk	41.585bk	23.75bk	4.19bk			
	DS3 to DS1 Channel System per month						OH3, OH3MS	SATNS	121.9bk	224.475bk	71.83bk	40.005bk	31.065bk			
	DS3 Interface Unit (DS1 COCI) per month						OH1, OH1MS	SATCO	7.35bk	15.805bk	11.385bk	6.605bk	6.605bk			
SIGNALING (CCS7)																

LOCAL INTERCONNECTION - Kentucky												Attachment: 3		Exhibit: A		
CATEGORY	RATE ELEMENTS				Interim	Zone	BCS	USOC	RATES (\$)		Svc Order Submitted Elec per LSR	Svc Order Submitted Manually per LSR	Incremental Charge - Manual Svc Order vs. Electronic-1st	Incremental Charge - Manual Svc Order vs. Electronic-Add'l	Incremental Charge - Manual Svc Order vs. Electronic-Disc 1st	Incremental Charge - Manual Svc Order vs. Electronic-Disc Add'l
								Rec	Nonrecurring		Nonrecurring Disconnect		OSS Rates (\$)			
									First	Add'l	First	Add'l	SOMEc	SOMAN	SOMAN	SOMAN
LOCAL INTERCONNECTION (CALL TRANSPORT AND TERMINATION)																
NOTE: "bk" beside a rate indicates that the Parties have agreed to bill and keep for that element pursuant to the terms and conditions in Attachment 3.																
TANDEM SWITCHING																
								0.0006772bk								
								0.0006772								
								0.0015								
* This charge is applicable only to transit traffic and is applied in addition to applicable switching and/or interconnection charges.																
TRUNK CHARGE																
							OHD	TPP6X		21.58bk	8.13bk					
							OHD	TPP9X		21.58bk	8.13bk					
							OHD	TDEOP	0.00							
							OH1 OH1MS	TDE1P	0.00							
							OHD	TDWOP	0.00							
							OH1 OH1MS	TDW1P	0.00							
** This rate element is recovered on a per MOU basis and is included in the End Office Switching and Tandem Switching, per MOU rate elements																
COMMON TRANSPORT (Shared)																
										0.0000030bk						
										0.0007466bk						
LOCAL INTERCONNECTION (DEDICATED TRANSPORT)																
INTEROFFICE CHANNEL - DEDICATED TRANSPORT																
							OHM	1L5NF	0.01bk							
							OHM	1L5NF	29.11bk	47.34bk	31.78bk	22.77bk				
							OHM	1L5NK	0.0115bk							
							OHM	1L5NK	20.97bk	47.35bk	31.78bk	22.77bk	8.75bk			
							OHM	1L5NK	0.0115bk							
							OHM	1L5NK	20.97bk	47.35bk	31.78bk	22.77bk	8.75bk			
							OH1, OH1MS	1L5NL	0.23bk							
							OH1, OH1MS	1L5NL	96.04bk	105.52bk	98.46bk	23.09bk	20.49bk			
							OH3, OH3MS	1L5NM	4.97bk							
							OH3, OH3MS	1L5NM	1175.15bk	335.4bk	219.24bk	89.57bk	87.75bk			
LOCAL CHANNEL - DEDICATED TRANSPORT																
							OHM	TEFV2	18.57bk	265.78bk	46.96bk	46.79bk	4.98bk			
							OHM	TEFV4	19.86bk	266.48bk	47.65bk	47.54bk	5.73bk			
							OH1	TEFHG	40.46bk	209.6bk	176.51bk	30.21bk	21.07bk			
							OH3	TEFHJ	576.05bk	551.38bk	338.08bk	173bk	120.42bk			
LOCAL INTERCONNECTION MID-SPAN MEET																
							OH1MS	TEFHG	0.00	0.00						
							OH3MS	TEFHJ	0.00	0.00						
MULTIPLEXERS																
							OH1, OH1MS	SATN1	113.33bk	101.4bk	71.6bk	13.79bk	13.04bk			
							OH3, OH3MS	SATNS	158.2bk	199.23bk	118.62bk	50.16bk	48.59bk			
							OH1, OH1MS	SATCO	11.8bk	10.07bk	7.08bk					
SIGNALING (CCS7)																

Attachment 4

Physical Collocation

BELLSOUTH
PHYSICAL COLLOCATION

1. Scope of Attachment

- 1.1 The rates, terms, and conditions contained within this Attachment shall only apply when Comcast Phone is physically collocated as a sole occupant or as a Host within a Premises location pursuant to this Attachment. BellSouth Premises include BellSouth Central Offices and Serving Wire Centers (hereinafter “Premises”). This Attachment is applicable to Premises owned or leased by BellSouth. However, if the Premises occupied by BellSouth is leased by BellSouth from a third party, special considerations and intervals may apply in addition to the terms and conditions of this Attachment.
- 1.2 Right to Occupy. BellSouth shall offer to Comcast Phone collocation on rates, terms, and conditions that are just, reasonable, non-discriminatory and consistent with the rules of the Federal Communications Commission (“FCC”). Subject to the rates, terms and conditions of this Attachment where space is available and it is technically feasible, BellSouth will allow Comcast Phone to occupy that certain area designated by BellSouth within a BellSouth Premises, or on BellSouth property upon which the BellSouth Premises is located, of a size which is specified by Comcast Phone and agreed to by BellSouth (hereinafter “Collocation Space”). The necessary rates, terms and conditions for BellSouth locations other than BellSouth Premises shall be negotiated upon request for collocation at such location(s).
- 1.2.1 Neither BellSouth nor any of BellSouth’s affiliates may reserve space for future use on more preferential terms than those set forth below.
- 1.2.1.1 In all states other than Florida, the size specified by Comcast Phone may contemplate a request for space sufficient to accommodate Comcast Phone’s growth within a two-year period.
- 1.2.1.2 In the state of Florida, the size specified by Comcast Phone may contemplate a request for space sufficient to accommodate Comcast Phone’s growth within an eighteen (18) month period.
- 1.3 Space Allocation. BellSouth shall attempt to accommodate Comcast Phone’s requested preferences if any. In allocating Collocation Space, BellSouth shall not materially increase Comcast Phone’s cost or materially delay Comcast Phone’s occupation and use of the Collocation Space, shall not assign Collocation Space that will impair the quality of service or otherwise limit the service the Comcast Phone wishes to offer, and shall not reduce unreasonably the total space available for physical collocation or preclude unreasonably physical collocation within the Premises. Space shall not be available for collocation if it is: (a) physically occupied by non-obsolete equipment; (b) assigned to another collocator; (c) used to provide physical access to

- occupied space; (d) used to enable technicians to work on equipment located within occupied space; (e) properly reserved for future use, either by BellSouth or by another carrier; or (f) essential for the administration and proper functioning of BellSouth's Premises. BellSouth may segregate collocation space and require separate entrances in accordance with FCC rules.
- 1.4 Space Reclamation. In the event of space exhaust within a Central Office Premises, BellSouth may include in its documentation for the Petition for Waiver filing any unutilized space in the Central Office Premises. Comcast Phone will be responsible for any justification of unutilized space within its space, if the appropriate state commission requires such justification.
- 1.5 Use of Space. Comcast Phone shall use the Collocation Space for the purposes of installing, maintaining and operating Comcast Phone's equipment (to include testing and monitoring equipment) necessary for interconnection with BellSouth services and facilities or for accessing BellSouth unbundled network elements for the provision of telecommunications services, as specifically set forth in this Attachment. The Collocation Space may be used for no other purposes except as specifically described herein or in any amendment hereto.
- 1.6 Rates and Charges. Comcast Phone agrees to pay the rates and charges identified in Exhibit C attached hereto.
- 1.7 Due Dates. If any due date contained in this Attachment falls on a weekend or National holiday, then the due date will be the next business day thereafter.
- 1.8 The parties agree to comply with all applicable federal, state, county, local and administrative laws, rules, ordinances, regulations and codes in the performance of their obligations hereunder.
2. **Space Availability Report**
- 2.1 Space Availability Report. Upon request from Comcast Phone, BellSouth will provide a written report ("Space Availability Report") describing in detail the space that is available for collocation and specifying the amount of Collocation Space available at the Premises requested, the number of collocators present at the Premises, any modifications in the use of the space since the last report on the Premises requested and the measures BellSouth is taking to make additional space available for collocation arrangements. A Space Availability Report does not reserve space at the Premises.
- 2.1.1 The request from Comcast Phone for a Space Availability Report must be written and must include the Premises street address, located in the Local Exchange Routing Guide and Common Language Location Identification ("CLLI") code of the Premises. CLLI code information is located in the National Exchange Carriers Association (NECA) Tariff FCC No. 4.

- 2.1.2 BellSouth will respond to a request for a Space Availability Report for a particular Premises within ten (10) calendar days of receipt of such request. BellSouth will make best efforts to respond in ten (10) calendar days to such a request when the request includes from two (2) to five (5) Premises within the same state. The response time for requests of more than five (5) Premises shall be negotiated between the Parties. If BellSouth cannot meet the ten calendar day response time, BellSouth shall notify Comcast Phone and inform Comcast Phone of the time frame under which it can respond.

3. Collocation Options

- 3.1 Cageless. BellSouth shall allow Comcast Phone to collocate Comcast Phone's equipment and facilities without requiring the construction of a cage or similar structure. BellSouth shall allow Comcast Phone to have direct access to Comcast Phone's equipment and facilities. BellSouth shall make cageless collocation available in single bay increments. Except where Comcast Phone's equipment requires special technical considerations (e.g., special cable racking, isolated ground plane, etc.), BellSouth shall assign cageless Collocation Space in conventional equipment rack lineups where feasible. For equipment requiring special technical considerations, Comcast Phone must provide the equipment layout, including spatial dimensions for such equipment pursuant to generic requirements contained in Telcordia GR-63-Core, and shall be responsible for compliance with all special technical requirements associated with such equipment.
- 3.2 Caged. At Comcast Phone's expense, Comcast Phone may arrange with a Supplier certified by BellSouth ("Certified Supplier") to construct a collocation arrangement enclosure in accordance with BellSouth's guidelines and specifications prior to starting equipment installation. BellSouth will provide guidelines and specifications upon request. Where local building codes require enclosure specifications more stringent than BellSouth's standard enclosure specification, Comcast Phone and Comcast Phone's Certified Supplier must comply with the more stringent local building code requirements. Comcast Phone's Certified Supplier shall be responsible for filing and receiving any and all necessary permits and/or licenses for such construction. BellSouth shall cooperate with Comcast Phone and provide, at Comcast Phone's expense, the documentation, including existing building architectural drawings, enclosure drawings, and specifications required and necessary for Comcast Phone to obtain the zoning, permits and/or other licenses. Comcast Phone's Certified Supplier shall bill Comcast Phone directly for all work performed for Comcast Phone pursuant to this Attachment and BellSouth shall have no liability for nor responsibility to pay such charges imposed by the Comcast Phone's Certified Supplier. Comcast Phone must provide the local BellSouth building contact with two Access Keys used to enter the locked enclosure. Except in case of emergency, BellSouth will not access Comcast Phone's locked enclosure prior to notifying Comcast Phone. Upon request, BellSouth shall construct the enclosure for Comcast Phone.

- 3.2.1 BellSouth may elect to review Comcast Phone's plans and specifications prior to allowing construction to start to ensure compliance with BellSouth's guidelines and specifications. Notification to Comcast Phone indicating BellSouth's desire to execute this review will be provided in BellSouth's response to the Initial Application, if Comcast Phone has indicated their desire to construct their own enclosure. If Comcast Phone's Initial Application does not indicate their desire to construct their own enclosure, but their subsequent firm order does indicate their desire to construct their own enclosure, then notification to review will be given within ten (10) calendar days after the Firm Order date. . BellSouth shall complete its review within fifteen (15) calendar days after the receipt of the plans and specifications. Regardless of whether or not BellSouth elects to review Comcast Phone's plans and specifications, BellSouth reserves the right to inspect the enclosure after construction to make sure it is constructed according to the submitted plans and specifications and/or BellSouth's guidelines and specifications, as applicable. BellSouth shall require Comcast Phone to remove or correct within seven (7) calendar days at Comcast Phone's expense any structure that does not meet these plans and specifications or, where applicable, BellSouth guidelines and specifications.
- 3.3 Shared (Subleased) Caged Collocation. Comcast Phone may allow other telecommunications carriers to share Comcast Phone's caged collocation arrangement pursuant to terms and conditions agreed to by Comcast Phone ("Host") and other telecommunications carriers ("Guests") and pursuant to this section, except where the BellSouth Premises is located within a leased space and BellSouth is prohibited by said lease from offering such an option. Comcast Phone shall notify BellSouth in writing upon execution of any agreement between the Host and its Guest within ten (10) calendar days of its execution and prior to any Firm Order. Further, such notice shall include the name of the Guest(s) and the term of the agreement, and shall contain a certification by Comcast Phone that said agreement imposes upon the Guest(s) the same terms and conditions for Collocation Space as set forth in this Attachment between BellSouth and Comcast Phone.
- 3.3.1 Comcast Phone, as the Host shall be the sole interface and responsible Party to BellSouth for the assessment and billing of rates and charges contained within this Attachment and for the purposes of ensuring that the safety and security requirements of this Attachment are fully complied with by the Guest, its employees and agents. BellSouth shall provide Comcast Phone with a proration of the costs of the collocation space based on the number of collocators and the space used by each. In all states other than Florida, and in addition to the foregoing, Comcast Phone shall be the responsible party to BellSouth for the purpose of submitting Applications for initial and additional equipment placement of Guest. In Florida the Guest may directly submit initial and additional equipment placement applications using the Host's access carrier name abbreviation (ACNA). A separate Guest application shall require the assessment of an Initial or Subsequent Application Fee, as set forth in Exhibit C. Notwithstanding the foregoing, Guest may arrange directly with BellSouth for the

- provision of the interconnecting facilities between BellSouth and Guest and for the provision of the services and access to unbundled network elements.
- 3.3.2 Comcast Phone shall indemnify and hold harmless BellSouth from any and all claims, actions, causes of action, of whatever kind or nature arising out of the presence of Comcast Phone's Guests in the Collocation Space except to the extent caused by BellSouth's sole negligence, gross negligence, or willful misconduct.
- 3.4 Adjacent Collocation. Subject to technical feasibility and space availability, BellSouth will permit adjacent collocation arrangements ("Adjacent Arrangement") on the Premises' property where physical collocation space within the Premises is legitimately exhausted, where the Adjacent Arrangement does not interfere with access to existing or planned structures or facilities on the Premises property. The Adjacent Arrangement shall be constructed or procured by Comcast Phone and in conformance with BellSouth's design and construction specifications. Further, Comcast Phone shall construct, procure, maintain and operate said Adjacent Arrangement(s) pursuant to all of the rates, terms and conditions set forth in this Attachment.
- 3.4.1 Should Comcast Phone elect such option, Comcast Phone must arrange with a Certified Supplier to construct an Adjacent Arrangement structure in accordance with BellSouth's guidelines and specifications. BellSouth will provide guidelines and specifications upon request. Where local building codes require enclosure specifications more stringent than BellSouth's standard specification, Comcast Phone and Comcast Phone's Certified Supplier must comply with the more stringent local building code requirements. Comcast Phone's Certified Supplier shall be responsible for filing and receiving any and all necessary zoning, permits and/or licenses for such construction. Comcast Phone's Certified Supplier shall bill Comcast Phone directly for all work performed for Comcast Phone pursuant to this Attachment and BellSouth shall have no liability for nor responsibility to pay such charges imposed by Comcast Phone's Certified Supplier. Comcast Phone must provide the local BellSouth building contact with two cards, keys or other access device used to enter the locked enclosure. Except in cases of emergency, BellSouth shall not access Comcast Phone's locked enclosure prior to notifying Comcast Phone.
- 3.4.2 Comcast Phone must submit its plans and specifications to BellSouth with its Firm Order. BellSouth shall review Comcast Phone's plans and specifications prior to construction of an Adjacent Arrangement(s) to ensure compliance with BellSouth's guidelines and specifications. BellSouth shall complete its review within fifteen (15) calendar days after receipt of plans and specifications. BellSouth will have the right to inspect the Adjacent Arrangement during and after construction to make sure it is constructed according to the submitted plans and specifications. BellSouth shall require Comcast Phone to remove or correct within seven (7) calendar days at Comcast Phone's expense any structure that does not meet these plans and specifications or, where applicable, BellSouth's guidelines and specifications.

- 3.4.3 Comcast Phone shall provide a concrete pad, the structure housing the arrangement, heating/ventilation/air conditioning (“HVAC”), lighting, and all facilities that connect the structure (i.e. racking, conduits, etc.) to the BellSouth point of demarcation. At Comcast Phone’s option, and where the local authority having jurisdiction permits, BellSouth shall provide an AC power source and access to physical collocation services and facilities subject to the same nondiscriminatory requirements as applicable to any other physical collocation arrangement. In Louisiana, BellSouth will provide DC power to Adjacent Collocation sites where technically feasible, as that term has been defined by the FCC. Comcast Phone’s Certified Supplier shall be responsible, at Comcast Phone’s expense, for filing and receiving any and all necessary zoning, permits and/or licenses for such arrangement. BellSouth shall allow Shared (Subleased) Caged Collocation within an Adjacent Arrangement pursuant to the terms and conditions set forth herein.
- 3.5 Co-Carrier Cross Connect (CCXC). The primary purpose of collocation is for a telecommunications carrier to interconnect with BellSouth's network or to access BellSouth's unbundled network elements for the provision of telecommunications services. BellSouth will permit Comcast Phone to interconnect between its virtual or physical collocation arrangement(s) and that (those) of another collocated telecommunications carrier within the same “BellSouth Premises”. Both Comcast Phone’s agreement and the other collocated telecommunications carrier’s agreement must contain the CCXC rates, terms and conditions before BellSouth will permit the provisioning of CCXCs between the two collocated carriers. Comcast Phone is prohibited from using the Collocation Space for the sole or primary purpose of cross-connecting to other collocated telecommunications carriers.
- 3.5.1 Comcast Phone must contract with a BellSouth Certified Supplier to place the CCXC. The CCXC shall be provisioned using facilities owned or leased by Comcast Phone. Such cross-connections to other collocated telecommunications carriers may be made using either electrical or optical facilities. Comcast Phone shall be responsible for providing a letter of authorization (LOA), with the application, to BellSouth from the other collocated telecommunications carrier to which it will be cross-connecting. The Comcast Phone-provisioned CCXC shall utilize BellSouth common cable support structure. There will be a recurring charge per linear foot, per cable, of common cable support structure used by Comcast Phone to provision the CCXC to the other collocated telecommunications carrier. In those instances where Comcast Phone’s equipment and the equipment of the other collocated telecommunications carrier are located in contiguous caged Collocation Space, Comcast Phone may use its own technicians to install co-carrier cross connects using either electrical or optical facilities between the equipment of both collocated telecommunications carriers by constructing a dedicated cable support structure between the two contiguous cages. Comcast Phone shall deploy such electrical or optical cross-connections directly between its own facilities and the facilities of another collocated telecommunications carrier without being routed through BellSouth’s equipment. Comcast Phone shall not provision CCXC on any BellSouth distribution frame, POT (Point of Termination)

Bay, DSX (Digital System Cross-Connect) or LGX (Light Guide Cross-Connect). Comcast Phone is responsible for ensuring the integrity of the signal.

- 3.5.2 To place an order for CCXCs, Comcast Phone must submit an application to BellSouth. If no modification to the Collocation Space is requested other than the placement of CCXCs, only the CCXC Application Fee, as defined in Exhibit B, will apply. If other modifications, in addition to the placement of CCXCs, are requested, either an Initial Application or Subsequent Application Fee will apply, pursuant to Section 6.3.1 of this Attachment. BellSouth will bill this nonrecurring fee on the date that it provides an Application Response to Comcast Phone.

4. Occupancy

- 4.1 Occupancy. BellSouth will notify Comcast Phone in writing when the Collocation Space is ready for occupancy (Space Ready Date). Comcast Phone will schedule and complete an acceptance walkthrough of the Collocation Space with BellSouth within fifteen (15) calendar days of the Space Ready Date. BellSouth will correct any deviations in Comcast Phone's original or jointly amended application requirements within seven (7) calendar days after the walkthrough, unless the Parties mutually agree upon a different time frame. BellSouth will then establish a new Space Ready Date. Another acceptance walkthrough will be scheduled and conducted within fifteen (15) calendar days of the new Space Ready Date. This follow-up acceptance walkthrough will be limited to only those items identified in the initial walkthrough. If Comcast Phone completes its acceptance walkthrough within the fifteen (15) calendar day interval, billing will begin upon the date of Comcast Phone's acceptance of the Collocation Space (Space Acceptance Date). In the event Comcast Phone fails to complete an acceptance walkthrough within this fifteen (15) calendar day interval, the Collocation Space shall be deemed accepted by Comcast Phone on the Space Ready Date and billing will commence from that date. If Comcast Phone decides to occupy the space prior to the Space Ready Date, the date Comcast Phone occupies the space is deemed the new Space Acceptance Date and billing will begin from that date. Comcast Phone must notify BellSouth in writing by mail or email that its collocation equipment installation is complete and operational with BellSouth's network. BellSouth may, at its discretion, refuse to accept any orders for cross-connects until it has received such notice. For the purposes of this paragraph, Comcast Phone's telecommunications equipment will be deemed operational when it has been cross-connected to BellSouth's network for the purpose of provisioning telecommunication services to its customers.
- 4.1 Termination of Occupancy. In addition to any other provisions addressing termination of occupancy in this Attachment, Comcast Phone may terminate occupancy in a particular Collocation Space by submitting a Subsequent Application requesting termination of occupancy. A Subsequent Application Fee will not apply for termination of occupancy. BellSouth may terminate Comcast Phone's right to occupy

Version 4Q01: 12/01/01

the Collocation Space in the event Comcast Phone fails to comply with any provision of this Agreement.

- 4.1.1 Upon termination of occupancy, Comcast Phone at its expense shall remove its equipment and other property from the Collocation Space. Comcast Phone shall have thirty (30) calendar days from the termination date to complete such removal, including the removal of all equipment and facilities of Comcast Phone's Guests, unless Comcast Phone's Guest has assumed responsibility for the collocation space housing the Guest's equipment and executed the documentation required by BellSouth prior to such removal date. Comcast Phone shall continue payment of monthly fees to BellSouth until such date as Comcast Phone, and if applicable Comcast Phone's Guest has fully vacated the Collocation Space and the Space Relinquish Form has been accepted by BellSouth. Should Comcast Phone or Comcast Phone's Guest fail to vacate the Collocation Space within thirty (30) calendar days from the termination date, BellSouth shall have the right to remove the equipment and other property of Comcast Phone or Comcast Phone's Guest at Comcast Phone's expense and with no liability for damage or injury to Comcast Phone or Comcast Phone's Guest's property unless caused by the gross negligence or intentional misconduct of BellSouth. Upon termination of Comcast Phone's right to occupy Collocation Space, Comcast Phone shall surrender such Collocation Space to BellSouth in the same condition as when first occupied by Comcast Phone except for ordinary wear and tear, unless otherwise agreed to by the Parties. Comcast Phone or Comcast Phone's BellSouth Certified Supplier shall be responsible for updating and making any necessary changes to BellSouth's records including but not limited to Central Office Record Drawings and ERMA Records. Comcast Phone shall be responsible for the cost of removing any enclosure, together with all support structures (e.g., racking, conduits, power cables, etc.), at the termination of occupancy and restoring the grounds to their original condition.

5. Use of Collocation Space

- 5.1 Equipment Type. BellSouth permits the collocation of any type of equipment necessary for interconnection to BellSouth's network or for access to BellSouth's unbundled network elements in the provision of telecommunications services, as the term "necessary" is defined by FCC 47 C.F.R. Section 51.323 (b). The primary purpose and function of any equipment collocated in a Premises must be for interconnection to BellSouth's network or for access to BellSouth's unbundled network elements in the provision of telecommunications services.
- 5.1.1 Examples of equipment that would not be considered necessary include but are not limited to: Traditional circuit switching equipment, equipment used exclusively for call-related databases, computer servers used exclusively for providing information services, operations support system (OSS) equipment used to support CLEC network operations, equipment that generates customer orders, manages trouble tickets or inventory, or stores customer records in centralized databases, etc. BellSouth will

- determine upon receipt of an application if the requested equipment is necessary based on the criteria established by the FCC. Multifunctional equipment placed on BellSouth's Premises must not place any greater relative burden on BellSouth's property than comparable single-function equipment. BellSouth reserves the right to permit collocation of any equipment on a nondiscriminatory basis.
- 5.1.2 Such equipment must at a minimum meet the following BellCore (Telcordia) Network Equipment Building Systems (NEBS) General Equipment Requirements: Criteria Level 1 requirements as outlined in the BellCore (Telcordia) Special Report SR-3580, Issue 1; equipment design spatial requirements per GR-63-CORE, Section 2; thermal heat dissipation per GR-063-CORE, Section 4, Criteria 77-79; acoustic noise per GR-063-CORE, Section 4, Criterion 128, and National Electric Code standards. Except where otherwise required by a Commission, BellSouth shall comply with the applicable FCC rules relating to denial of collocation based on Comcast Phone's failure to comply with this section.
- 5.1.3 Comcast Phone shall not request more DS0, DS1, DS3 and optical terminations for a collocation arrangement than the total port or termination capacity of the equipment physically installed in the arrangement. The total capacity of the equipment collocated in the arrangement will include equipment contained in the application in question as well as equipment already placed in the arrangement. If full network termination capacity of the equipment being installed is not requested in the application, additional network terminations for the installed equipment will require the submission of another application. In the event that Comcast Phone submits an application for terminations that exceed the total capacity of the collocated equipment, Comcast Phone will be informed of the discrepancy and will be required to submit a revision to the application.
- 5.2 Comcast Phone shall not use the Collocation Space for marketing purposes nor shall it place any identifying signs or markings outside the Collocation Space or on the grounds of the Premises.
- 5.3 Comcast Phone shall place a plaque or other identification affixed to Comcast Phone's equipment necessary to identify Comcast Phone's equipment, including a list of emergency contacts with tele numbers.
- 5.4 Entrance Facilities. Comcast Phone may elect to place Comcast Phone-owned or Comcast Phone-leased fiber entrance facilities into the Collocation Space. BellSouth will designate the point of interconnection in close proximity to the Premises building housing the Collocation Space, such as an entrance manhole or a cable vault, which are physically accessible by both Parties. Comcast Phone will provide and place fiber cable at the point of entrance of sufficient length to be pulled through conduit and into the splice location. Comcast Phone will provide and install a sufficient length of fire retardant riser cable, to which the entrance cable will be spliced by BellSouth, which will extend from the splice location to Comcast Phone's equipment in the Collocation

Space. In the event Comcast Phone utilizes a non-metallic, riser-type entrance facility, a splice will not be required. Comcast Phone must contact BellSouth for instructions prior to placing the entrance facility cable in the manhole. Comcast Phone is responsible for maintenance of the entrance facilities. At Comcast Phone's option BellSouth will accommodate where technically feasible a microwave entrance facility pursuant to separately negotiated terms and conditions. In the case of adjacent collocation, unless BellSouth determines that limited space is available for the entrance facilities, copper facilities may be used between the adjacent collocation arrangement and the central office demarcation point.

- 5.4.1 Dual Entrance. BellSouth will provide at least two interconnection points at each Premises where there are at least two such interconnection points available and where capacity exists. Upon receipt of a request for physical collocation under this Attachment, BellSouth shall provide Comcast Phone with information regarding BellSouth's capacity to accommodate dual entrance facilities. If conduit in the serving manhole(s) is available and is not reserved for another purpose for utilization within 12 months of the receipt of an application for collocation, BellSouth will make the requested conduit space available for installing a second entrance facility to Comcast Phone's arrangement. The location of the serving manhole(s) will be determined at the sole discretion of BellSouth. Where dual entrance is not available due to lack of capacity, BellSouth will so state in the Application Response.
- 5.4.2 Shared Use. Comcast Phone may utilize spare capacity on an existing interconnector entrance facility for the purpose of providing an entrance facility to Comcast Phone's collocation arrangement within the same BellSouth Premises. BellSouth shall allow the splice, provided that the fiber is non-working fiber. Comcast Phone must arrange with BellSouth for BellSouth to splice the Comcast Phone provided riser cable to the spare capacity on the entrance facility. The rates set forth in Exhibit C will apply. If Comcast Phone desires to allow another CLEC to use its entrance facilities, additional rates, terms and conditions will apply and shall be negotiated between the parties.
- 5.5 Demarcation Point. BellSouth will designate the point(s) of demarcation between Comcast Phone's equipment and/or network and BellSouth's network. Each Party will be responsible for maintenance and operation of all equipment/facilities on its side of the demarcation point. For 2-wire and 4-wire connections to BellSouth's network, the demarcation point shall be a common block on the BellSouth designated conventional distributing frame (CDF). Comcast Phone shall be responsible for providing, and a supplier certified by BellSouth ("Certified Supplier") shall be responsible for installing and properly labeling/stenciling, the common block, and necessary cabling pursuant to Section 6. For all other terminations BellSouth shall designate a demarcation point on a per arrangement basis. Comcast Phone or its agent must perform all required maintenance to equipment/facilities on its side of the demarcation point, pursuant to Section 5.6, following, and may self-provision cross-connects that may be required within the Collocation Space to activate service requests. At Comcast Phone's option and expense, a Point of Termination ("POT")

bay or frame may be placed in the Collocation Space, but will not serve as the demarcation point. Comcast Phone must make arrangements with a Certified Supplier for such placement.

- 5.5.1 In Tennessee, BellSouth will designate the point(s) of demarcation between Comcast Phone's equipment and/or network and BellSouth's network. Each Party will be responsible for maintenance and operation of all equipment/facilities on its side of the demarcation point. For connections to BellSouth's network, the demarcation point shall be a Comcast Phone provided Point of Termination Bay (POT Bay) in a common area within the Premises. Comcast Phone shall be responsible for providing, and a supplier certified by BellSouth ("Comcast Phone's Certified Supplier") shall be responsible for installing and properly labeling, the POT Bay as well as the necessary cabling between Comcast Phone's collocation space and the demarcation point. Comcast Phone or its agent must perform all required maintenance to equipment/facilities on its side of the demarcation point, pursuant to Section 5.6, following, and may self-provision cross-connects that may be required within the Collocation Space to activate service requests. BellSouth will negotiate alternative rates, terms and conditions related to the demarcation point in Tennessee in the event that Comcast Phone desires to avoid the use of an intermediary device as contemplated by the Tennessee Regulatory Authority.
- 5.6 Comcast Phone's Equipment and Facilities. Comcast Phone, or if required by this Attachment, Comcast Phone's Certified Supplier, is solely responsible for the design, engineering, installation, testing, provisioning, performance, monitoring, maintenance and repair of the equipment and facilities used by Comcast Phone which must be performed in compliance with all applicable BellSouth policies and guidelines. Such equipment and facilities may include but are not limited to cable(s), equipment, and point of termination connections. Comcast Phone and its selected Certified Supplier must follow and comply with all BellSouth requirements outlined in BellSouth's TR 73503, TR 73519, TR 73572, and TR 73564.
- 5.7 BellSouth's Access to Collocation Space. From time to time BellSouth may require access to the Collocation Space. BellSouth retains the right to access such space for the purpose of making BellSouth equipment and building modifications (e.g., running, altering or removing racking, ducts, electrical wiring, HVAC, and cables). BellSouth will give notice to Comcast Phone at least 48 hours before access to the Collocation Space is required. Comcast Phone may elect to be present whenever BellSouth performs work in the Collocation Space. The Parties agree that Comcast Phone will not bear any of the expense associated with this work.
- 5.8 Access. Pursuant to Section 11, Comcast Phone shall have access to the Collocation Space twenty-four (24) hours a day, seven (7) days a week. Comcast Phone agrees to provide the name and social security number or date of birth or driver's license number of each employee, contractor, or agents of Comcast Phone or Comcast Phone's Guests provided with access keys or devices ("Access Keys") prior to the issuance of

Version 4Q01: 12/01/01

said Access Keys. Key acknowledgement forms must be signed by Comcast Phone and returned to BellSouth Access Management within 15 calendar days of Comcast Phone's receipt. Failure to return properly acknowledged forms will result in the holding of subsequent requests until acknowledgements are current. Access Keys shall not be duplicated under any circumstances. Comcast Phone agrees to be responsible for all Access Keys and for the return of all said Access Keys in the possession of Comcast Phone employees, contractors, Guests, or agents after termination of the employment relationship, contractual obligation with Comcast Phone or upon the termination of this Attachment or the termination of occupancy of an individual collocation arrangement.

- 5.8.1 BellSouth will permit one accompanied site visit to Comcast Phone's designated collocation arrangement location after receipt of the Bona Fide Firm Order without charge to Comcast Phone. Comcast Phone must submit to BellSouth the completed Access Control Request Form for all employees or agents requiring access to the BellSouth Premises a minimum of 30 calendar days prior to the date Comcast Phone desires access to the Collocation Space. In order to permit reasonable access during construction of the Collocation Space, Comcast Phone may submit such a request at any time subsequent to BellSouth's receipt of the Bona Fide Firm Order. In the event Comcast Phone desires access to the Collocation Space after submitting such a request but prior to access being approved, in addition to the first accompanied free visit, BellSouth shall permit Comcast Phone to access the Collocation Space accompanied by a security escort at Comcast Phone's expense. Comcast Phone must request escorted access at least three (3) business days prior to the date such access is desired.
- 5.9 Lost or Stolen Access Keys. Comcast Phone shall notify BellSouth in writing within 24 hours of becoming aware in the case of lost or stolen Access Keys. Should it become necessary for BellSouth to re-key buildings or deactivate a card as a result of a lost Access Key(s) or for failure to return an Access Key(s), Comcast Phone shall pay for all reasonable costs associated with the re-keying or deactivating the card.
- 5.10 Interference or Impairment. Notwithstanding any other provisions of this Attachment, Comcast Phone shall not use any product or service provided under this Agreement, any other service related thereto or used in combination therewith, or place or use any equipment or facilities in any manner that 1) significantly degrades, interferes with or impairs service provided by BellSouth or by any other entity or any person's use of its telecommunications service; 2) endangers or damages the equipment, facilities or other property of BellSouth or of any other entity or person; 3) compromises the privacy of any communications; or 4) creates an unreasonable risk of injury or death to any individual or to the public. If BellSouth reasonably determines that any equipment or facilities of Comcast Phone violates the provisions of this paragraph, BellSouth shall give written notice to Comcast Phone, which notice shall direct Comcast Phone to cure the violation within forty-eight (48) hours of Comcast Phone's actual receipt of written notice or, at a minimum, to commence curative measures within 24 hours and to exercise reasonable diligence to complete such measures as soon as possible

- thereafter. After receipt of the notice, the Parties agree to consult immediately and, if necessary, to inspect the arrangement.
- 5.10.1 Except in the case of the deployment of an advanced service which significantly degrades the performance of other advanced services or traditional voice band services, if Comcast Phone fails to take curative action within 48 hours or if the violation is of a character which poses an immediate and substantial threat of damage to property, injury or death to any person, or any other significant degradation, interference or impairment of BellSouth's or another entity's service, then and only in that event BellSouth may take such action as it deems appropriate to correct the violation, including without limitation the interruption of electrical power to Comcast Phone's equipment. BellSouth will endeavor, but is not required, to provide notice to Comcast Phone prior to taking such action and shall have no liability to Comcast Phone for any damages arising from such action, except to the extent that such action by BellSouth constitutes willful misconduct.
- 5.10.2 For purposes of this Section, the term significantly degrade shall mean an action that noticeably impairs a service from a user's perspective. In the case of the deployment of an advanced service which significantly degrades the performance of other advanced services or traditional voice band services and Comcast Phone fails to take curative action within 48 hours then BellSouth will establish before the relevant Commission that the technology deployment is causing the significant degradation. Any claims of network harm presented to Comcast Phone or, if subsequently necessary, the relevant Commission must be supported with specific and verifiable information. Where BellSouth demonstrates that a deployed technology is significantly degrading the performance of other advanced services or traditional voice band services, Comcast Phone shall discontinue deployment of that technology and migrate its customers to technologies that will not significantly degrade the performance of other such services. Where the only degraded service itself is a known disturber, and the newly deployed technology satisfies at least one of the criteria for a presumption that is acceptable for deployment under section 47 C.F.R. 51.230, the degraded service shall not prevail against the newly-deployed technology.
- 5.11 Personalty and its Removal. Facilities and equipment placed by Comcast Phone in the Collocation Space shall not become a part of the Collocation Space, even if nailed, screwed or otherwise fastened to the Collocation Space, but shall retain their status as personal property and may be removed by Comcast Phone at any time. Any damage caused to the Collocation Space by Comcast Phone's employees, agents or representatives during the removal of such property shall be promptly repaired by Comcast Phone at its expense.
- 5.12 Alterations. In no case shall Comcast Phone or any person acting on behalf of Comcast Phone make any rearrangement, modification, improvement, addition, or other alteration which could affect in any way space, power, HVAC, and/or safety considerations to the Collocation Space or the BellSouth Premises without the written consent of BellSouth, which consent shall not be unreasonably withheld. The cost of

- any such specialized alterations shall be paid by Comcast Phone. Any such material rearrangement, modification, improvement, addition, or other alteration shall require a Subsequent Application and Subsequent Application Fee.
- 5.13 Janitorial Service. Comcast Phone shall be responsible for the general upkeep of the Collocation Space. Comcast Phone shall arrange directly with a BellSouth Certified Supplier for janitorial services applicable to Caged Collocation Space. BellSouth shall provide a list of such suppliers on a site-specific basis upon request.
- 6. Ordering and Preparation of Collocation Space**
- 6.1 Should any state or federal regulatory agency impose procedures or intervals applicable to Comcast Phone that are different from procedures or intervals set forth in this section, whether now in effect or that become effective after execution of this Agreement, those procedures or intervals shall supersede the requirements set forth herein for that jurisdiction for all applications submitted for the first time after the effective date thereof.
- 6.2 Initial Application. For Comcast Phone or Comcast Phone's Guest(s) initial equipment placement, Comcast Phone shall submit to BellSouth a Physical Expanded Interconnection Application Document ("Application"). The Application is Bona Fide when it is complete and accurate, meaning that all required fields on the application are completed with the appropriate type of information. An application fee will apply.
- 6.3 Subsequent Application. In the event Comcast Phone or Comcast Phone's Guest(s) desires to modify the use of the Collocation Space after Bona Fide Firm Order, Comcast Phone shall complete an Application detailing all information regarding the modification to the Collocation Space ("Subsequent Application"). BellSouth shall determine what modifications, if any, to the Premises are required to accommodate the change requested by Comcast Phone in the Application. Such necessary modifications to the Premises may include, but are not limited to, floor loading changes, changes necessary to meet HVAC requirements, changes to power plant requirements, equipment additions, etc.
- 6.3.1 Subsequent Application Fee. The application fee paid by Comcast Phone for its request to modify the use of the Collocation Space shall be dependent upon the level of assessment needed for the modification requested. Where the Subsequent Application does not require assessment for provisioning or construction work by BellSouth, no Subsequent Application fee will be required. The fee for a Subsequent Application where the modification requested has limited effect (e.g., requires limited assessment and no capital expenditure by BellSouth) shall be the Subsequent Application Fee as set forth in Exhibit C. If the modification requires capital expenditure assessment, a full Application Fee shall apply. The Subsequent Application is Bona Fide when it is complete and accurate, meaning that all required fields on the Application are completed with the appropriate type of information.

- 6.4 Space Preferences. If Comcast Phone has previously requested and received a Space Availability Report for the Premises, Comcast Phone may submit up to three (3) space preferences on their application identifying specific space identification numbers as referenced on the Space Availability Report. In the event that BellSouth cannot accommodate the Comcast Phone's preference(s), Comcast Phone may elect to accept the space allocated by BellSouth or may cancel its application and submit another application requesting additional preferences, which will be treated as a new application and an application fee will apply.
- 6.5 Space Availability Notification.
- 6.5.1 Unless otherwise specified, BellSouth will respond to an application within ten (10) calendar days as to whether space is available or not available within a BellSouth Premises. BellSouth will also respond as to whether the Application is Bona Fide and if it is not Bona Fide the items necessary to cause the Application to become Bona Fide. If the amount of space requested is not available, BellSouth will notify Comcast Phone of the amount of space that is available and no Application Fee shall apply. When BellSouth's response includes an amount of space less than that requested by Comcast Phone, or differently configured, Comcast Phone must resubmit its Application to reflect the actual space available.
- 6.5.2 BellSouth will respond to a Florida Application within fifteen (15) calendar days as to whether space is available or not available within a BellSouth Premises. BellSouth will also respond as to whether the Application is Bona Fide and if it is not Bona Fide the items necessary to cause the Application to become Bona Fide. If a lesser amount of space than requested is available, BellSouth will provide an Application Response for the amount of space that is available and an Application Fee will be assessed. When BellSouth's Application Response includes an amount of space less than that requested by Comcast Phone or differently configured, Comcast Phone must amend its Application to reflect the actual space available prior to submitting Bona Fide Firm Order.
- 6.5.3 BellSouth will respond to a Louisiana Application within ten (10) calendar days for space availability for one (1) to ten (10) Applications; fifteen (15) calendar days for eleven (11) to twenty (20) Applications; and for more than twenty (20) Applications, it is increased by five (5) calendar days for every five additional Applications received within five (5) business days. If the amount of space requested is not available, BellSouth will notify Comcast Phone of the amount of space that is available and no Application Fee shall apply. When BellSouth's response includes an amount of space less than that requested by Comcast Phone or differently configured, Comcast Phone must resubmit its Application to reflect the actual space available. BellSouth will also respond as to whether the Application is Bona Fide and if it is not Bona Fide the items necessary to cause the Application to become Bona Fide.

- 6.6 Denial of Application. If BellSouth notifies Comcast Phone that no space is available (“Denial of Application”), BellSouth will not assess an Application Fee. After notifying Comcast Phone that BellSouth has no available space in the requested Premises, BellSouth will allow Comcast Phone, upon request, to tour the entire Premises within ten (10) calendar days of such Denial of Application. In order to schedule said tour within ten (10) calendar days, the request for a tour of the Premises must be received by BellSouth within five (5) calendar days of the Denial of Application.
- 6.7 Filing of Petition for Waiver. Upon Denial of Application BellSouth will timely file a petition with the Commission pursuant to 47 U.S.C. § 251(c)(6). BellSouth shall provide to the Commission any information requested by that Commission. Such information shall include which space, if any, BellSouth or any of BellSouth’s affiliates have reserved for future use and a detailed description of the specific future uses for which the space has been reserved. Subject to an appropriate nondisclosure agreement or provision, BellSouth shall permit Comcast Phone to inspect any floor plans or diagrams that BellSouth provides to the Commission.
- 6.8 Waiting List. On a first-come, first-served basis governed by the date of receipt of an Application or Letter of Intent, BellSouth will maintain a waiting list of requesting carriers who have either received a Denial of Application or, where it is publicly known that the Premises is out of space, have submitted a Letter of Intent to collocate. BellSouth will notify the telecommunications carriers on the waiting list that can be accommodated by the amount of space that becomes available according to the position of the telecommunications carriers on said waiting list.
- 6.8.1 In Florida, on a first-come, first-served basis governed by the date of receipt of an Application or Letter of Intent, BellSouth will maintain a waiting list of requesting carriers who have either received a Denial of Application or, where it is publicly known that the Premises is out of space, have submitted a Letter of Intent to collocate. Sixty (60) days prior to space becoming available, if known, BellSouth will notify the Florida PSC and the telecommunications carriers on the waiting list by mail when space becomes available according to the position of telecommunications carrier on said waiting list. If not known sixty (60) days in advance, BellSouth shall notify the Florida PSC and the telecommunications carriers on the waiting list within two days of the determination that space is available. A CLEC that, upon denial of physical collocation, requests virtual collocation shall be automatically placed on the waiting list.
- 6.8.2 When space becomes available, Comcast Phone must submit an updated, complete, and correct Application to BellSouth within 30 calendar days of such notification. If Comcast Phone has originally requested caged collocation space and cageless collocation space becomes available, Comcast Phone may refuse such space and notify BellSouth in writing within that time that Comcast Phone wants to maintain its place on the waiting list without accepting such space. Comcast Phone may accept an amount of space less than its original request by submitting an Application as set forth

- above, and upon request, may maintain its position on the waiting list for the remaining space that was initially requested. If Comcast Phone does not submit such an Application or notify BellSouth in writing as described above, BellSouth will offer such space to the next CLEC on the waiting list and remove Comcast Phone from the waiting list. Upon request, BellSouth will advise Comcast Phone as to its position on the list.
- 6.9 Public Notification. BellSouth will maintain on its Interconnection Services website a notification document that will indicate all Central Offices that are without available space. BellSouth shall update such document within ten (10) calendar days of the date BellSouth becomes aware that there is insufficient space to accommodate physical collocation. BellSouth will also post a document on its Interconnection Services website that contains a general notice where space has become available in a Central Office previously on the space exhaust list.
- 6.10 Application Response.
- 6.10.1 In Alabama, when space has been determined to be available, BellSouth will provide a written response (“Application Response”) within thirty (30) calendar days of the receipt of a Bona Fide Application, which will include, at a minimum, the configuration of the space, the Cable Installation Fee, Cable Records Fee, and any other applicable space preparation fees, as described in Section 8.
- 6.10.2 In Tennessee, BellSouth will provide a written response (“Application Response”) within fifteen (15) calendar days of receipt of a Bona Fide Application. The Application Response will include, at a minimum, the configuration of the space, the Cable Installation Fee (Cageless and Virtual), and a firm price quote, based upon standardized pricing provided that Comcast Phone has given BellSouth a forecast of Comcast Phone’s collocation needs at least ten (10) calendar days prior to submitting an application. If no forecast is provided by Comcast Phone the interval for an Application Response will be thirty (30) calendar days.
- 6.10.3 In Florida, within fifteen (15) calendar days of receipt of a Bona Fide Application, when space has been determined to be available or when a lesser amount of space than that requested is available, then with respect to the space available, BellSouth will provide a written response (“Application Response”) including sufficient information to enable Comcast Phone to place a Firm Order. The Application Response will include, at a minimum, the configuration of the space, the Cable Installation Fee, Cable Records Fee, and the space preparation fees, as described in Section 8. When Comcast Phone submits ten (10) or more Applications within ten (10) calendar days, the initial fifteen (15) day response period will increase by ten (10) days for every additional ten (10) Applications or fraction thereof.

- 6.10.4 In Georgia, Kentucky, Mississippi, North Carolina and South Carolina, when space has been determined to be available for caged or cageless arrangements, BellSouth will provide a written response (“Application Response”) within twenty (20) calendar days of receipt of a Bona Fide Application. The Application Response will include, at a minimum, the configuration of the space, the Cable Installation Fee, Cable Records Fee, and the space preparation fees, as described in Section 8.
- 6.10.5 In Louisiana, when space has been determined to be available, BellSouth will provide a written response (“Application Response”) within thirty (30) calendar days for one (1) to ten (10) Applications; thirty-five (35) calendar days for eleven (11) to twenty (20) Applications; and for requests of more than twenty (20) Application it is increased by five (5) calendar days for every five (5) Applications received within five (5) business days. The Application Response will include, at a minimum, the configuration of the space, the Cable Installation Fee, Cable Records Fee, and the space preparation fees, as described in Section 8.
- 6.11 Application Modifications.
- 6.11.1 If a modification or revision is made to any information in the Bona Fide Application prior to Bona Fide Firm Order, with the exception of modifications to Customer Information, Contact Information or Billing Contact Information, either at the request of Comcast Phone or necessitated by technical considerations, said Application shall be considered a new Application and shall be handled as a new Application with respect to response and provisioning intervals and BellSouth may charge Comcast Phone an application fee. Where the Application Modification does not require assessment for provisioning or construction work by BellSouth, no application fee will be required. The fee for an Application Modification where the modification requested has limited effect (e.g., requires limited assessment and no capital expenditure by BellSouth) shall be the Subsequent Application Fee as set forth in Exhibit C. Major changes such as requesting additional space or adding equipment may require Comcast Phone to submit the Application with an Application Fee.
- 6.12 Bona Fide Firm Order.
- 6.12.1 Comcast Phone shall indicate its intent to proceed with equipment installation in a BellSouth Premises by submitting a Firm Order to BellSouth. The Bona Fide Firm Order must be received by BellSouth no later than thirty (30) calendar days after BellSouth’s Application Response to Comcast Phone’s Bona Fide Application or the Application will expire.
- 6.12.2 BellSouth will establish a firm order date based upon the date BellSouth is in receipt of a Bona Fide Firm Order. BellSouth will acknowledge the receipt of Comcast Phone’s Bona Fide Firm Order within seven (7) calendar days of receipt indicating that the Bona Fide Firm Order has been received. A BellSouth response to a Bona Fide Firm Order will include a Firm Order Confirmation containing the firm order date. No revisions will be made to a Bona Fide Firm Order.

Version 4Q01: 12/01/01

7. Construction and Provisioning

7.1 Construction and Provisioning Intervals

- 7.1.1 In Alabama, BellSouth will complete construction for caged collocation arrangements as soon as possible within a maximum of ninety (90) calendar days from receipt of a Bona Fide Firm Order or as agreed to by the Parties. BellSouth will complete construction for cageless collocation arrangements when preconditioned space is available within thirty (30) calendar days from receipt of a Bona Fide Firm Order (ordinary conditions) or as agreed to by the Parties. Under extraordinary conditions, BellSouth will complete construction for cageless collocation arrangements as soon as possible within a maximum of ninety (90) calendar days from receipt of a Bona Fide Firm Order or as agreed to by the Parties. Preconditioned space is defined as when all infrastructure is in place and only a record change is required to show that the space has been assigned to Comcast Phone. Ordinary conditions are defined as space available with only minor changes to support systems required, such as but not limited to, HVAC, cabling and the power plant(s). Extraordinary conditions are defined to include but are not limited to major BellSouth equipment rearrangement or addition; power plant addition or upgrade; major mechanical addition or upgrade; major upgrade for ADA compliance; environmental hazard or hazardous materials abatement; and arrangements for which equipment shipping intervals are extraordinary in length. The Parties may mutually agree to renegotiate an alternative provisioning interval or BellSouth may seek a waiver from this interval from the Commission.
- 7.1.2 In Florida, BellSouth will complete construction for collocation arrangements as soon as possible and within a maximum of ninety (90) calendar days from receipt of a Bona Fide Firm Order or as agreed to by the Parties. For changes to collocation space after initial space completion (“Augmentation”), BellSouth will complete construction for collocation arrangements as soon as possible and within a maximum of forty-five (45) calendar days from receipt of a Bona Fide Firm Order or as agreed to by the Parties. If BellSouth does not believe that construction will be completed within the relevant time frame and BellSouth and Comcast Phone cannot agree upon a completion date, within forty-five (45) calendar days of receipt of the Bona Fide Firm Order for an initial request, and within thirty (30) calendar days for Augmentations, BellSouth may seek an extension from the Florida PSC.
- 7.1.3 In Georgia, Kentucky, Mississippi, North Carolina and South Carolina, BellSouth will complete construction for caged collocation arrangements under ordinary conditions as soon as possible and within a maximum of ninety (90) calendar days from receipt of a Bona Fide Firm Order or as agreed to by the Parties. BellSouth will complete construction for cageless collocation arrangements under ordinary conditions as soon as possible and within a maximum of sixty (60) calendar days from receipt of a Bona Fide Firm Order and ninety (90) calendar days for extraordinary conditions or as agreed to by the Parties. Ordinary conditions are defined as space available with only minor changes to support systems required, such as but not limited to, HVAC, cabling and the power plant(s). Extraordinary conditions are defined to include but are not

- limited to major BellSouth equipment rearrangement or addition; power plant addition or upgrade; major mechanical addition or upgrade; major upgrade for ADA compliance; environmental hazard or hazardous materials abatement; and arrangements for which equipment shipping intervals are extraordinary in length. The Parties may mutually agree to renegotiate an alternative provisioning interval or BellSouth may seek a waiver from this interval from the Commission.
- 7.1.4 In Louisiana, BellSouth will complete construction for collocation arrangements under ordinary conditions as soon as possible and within a maximum of ninety (90) calendar days for caged and sixty (60) calendar days for cageless from receipt of a Bona Fide Firm Order for an initial request, and within sixty (60) calendar days for an Augmentation, or as agreed to by the Parties. Ordinary conditions are defined as space available with only minor changes to support systems required, such as but not limited to, HVAC, cabling and the power plant(s). BellSouth will complete construction of all other Collocation Space ("extraordinary conditions") within one hundred twenty (120) calendar days for caged and ninety (90) calendar days for cageless from the receipt of a Bona Fide Firm Order. Examples of extraordinary conditions include but are not limited to, extended license or permitting intervals; major BellSouth equipment rearrangement or addition; power plant addition or upgrade; major mechanical addition or upgrade; major upgrade for ADA compliance; environmental hazard or hazardous materials abatement; and arrangements for which equipment shipping intervals are extraordinary in length. The Parties may mutually agree to renegotiate an alternative provisioning interval or BellSouth may seek a waiver from this interval from the Commission.
- 7.1.5 In Tennessee, BellSouth will complete construction for collocation arrangements under Ordinary Conditions as follows: (i) for caged collocation arrangements, within a maximum of 90 calendar days from receipt of an Bona Fide Firm Order, or as agreed to by the Parties; (ii) for cageless collocation arrangements, within 30 calendar days from receipt of a Bona Fide Firm Order when there is conditioned space and Comcast Phone installs the bays/racks. In no event shall the provisioning interval for cageless collocation exceed 90 calendar days from the receipt of a Bona Fide Firm Order, or as agreed to by the parties. Under extraordinary conditions, BellSouth may elect to renegotiate an alternative provisioning interval with Comcast Phone or seek a waiver from this interval from the Commission. For the purpose of defining conditioned space as referenced in the TRA order setting intervals for cageless collocation in Tennessee, conditioned space is defined as follows: i) floor space must be available; ii) floor space must be equipped with adequate air conditioning to accommodate equipment listed on application; iii) Cable racking, any fiber duct, riser cable support structure and power cable support structure must be in place to support equipment listed on the application; and iv) power plant capacity at Battery Distribution Fuse Bay or main power board must be available. If LGX or DGX equipment is requested on the application and adequate existing capacity is not available then conditioned is considered unavailable. If BellSouth is required by the application to place power cabling, conditioned space is considered unavailable.

- 7.2 Joint Planning. Joint planning between BellSouth and Comcast Phone will commence within a maximum of twenty (20) calendar days from BellSouth's receipt of a Bona Fide Firm Order. BellSouth will provide the preliminary design of the Collocation Space and the equipment configuration requirements as reflected in the Bona Fide Application and affirmed in the Bona Fide Firm Order. The Collocation Space completion time period will be provided to Comcast Phone during joint planning.
- 7.3 Permits. Each Party or its agents will diligently pursue filing for the permits required for the scope of work to be performed by that Party or its agents within ten (10) calendar days of the completion of finalized construction designs and specifications.
- 7.4 Acceptance Walkthrough. Comcast Phone will schedule and complete an acceptance walkthrough of the Collocation Space with BellSouth within fifteen (15) calendar days after the Space Ready Date. In the event Comcast Phone fails to complete an acceptance walkthrough within this fifteen (15) day interval, the Collocation Space shall be deemed accepted by Comcast Phone on the Space Ready Date. BellSouth will correct any deviations to Comcast Phone's original or jointly amended design and/or specification requirements within seven (7) calendar days after the walkthrough, unless the Parties mutually agree upon a different timeframe.
- 7.4 Use of BellSouth Certified Supplier. Comcast Phone shall select a supplier which has been approved as a BellSouth Certified Supplier to perform all engineering and installation work. Comcast Phone and Comcast Phone's BellSouth Certified Supplier must follow and comply with all BellSouth requirements outlined in BellSouth's TR 73503, TR 73519, TR 73572, and TR 73564. In some cases, Comcast Phone must select separate BellSouth Certified Suppliers for transmission equipment, switching equipment and power equipment. BellSouth shall provide Comcast Phone with a list of BellSouth Certified Suppliers upon request. The BellSouth Certified Supplier(s) shall be responsible for installing Comcast Phone's equipment and components, extending power cabling to the BellSouth power distribution frame, performing operational tests after installation is complete, and notifying BellSouth's equipment engineers and Comcast Phone upon successful completion of installation, etc. The BellSouth Certified Supplier shall bill Comcast Phone directly for all work performed for Comcast Phone pursuant to this Attachment and BellSouth shall have no liability for nor responsibility to pay such charges imposed by the BellSouth Certified Supplier. BellSouth shall consider certifying Comcast Phone or any supplier proposed by Comcast Phone. All work performed by or for Comcast Phone shall conform to generally accepted industry guidelines and standards.
- 7.5 Alarm and Monitoring. BellSouth shall place environmental alarms in the Premises for the protection of BellSouth equipment and facilities. Comcast Phone shall be responsible for placement, monitoring and removal of environmental and equipment alarms used to service Comcast Phone's Collocation Space. Upon request, BellSouth will provide Comcast Phone with applicable tariffed service(s) to facilitate remote monitoring of collocated equipment by Comcast Phone. Both Parties shall use best efforts to notify the other of any verified environmental condition known to that Party.

- 7.6 Virtual to Physical Collocation Relocation. In the event physical collocation space was previously denied at a location due to technical reasons or space limitations, and physical collocation space has subsequently become available, Comcast Phone may relocate its virtual collocation arrangements to physical collocation arrangements and pay the appropriate fees for physical collocation and for the rearrangement or reconfiguration of services terminated in the virtual collocation arrangement, as outlined in the appropriate BellSouth tariffs. In the event that BellSouth knows when additional space for physical collocation may become available at the location requested by Comcast Phone, such information will be provided to Comcast Phone in BellSouth's written denial of physical collocation. To the extent that (i) physical Collocation Space becomes available to Comcast Phone within 180 calendar days of BellSouth's written denial of Comcast Phone's request for physical collocation, (ii) BellSouth had knowledge that the space was going to become available, and (iii) Comcast Phone was not informed in the written denial that physical Collocation Space would become available within such 180 calendar days, then Comcast Phone may relocate its virtual collocation arrangement to a physical collocation arrangement and will receive a credit for any nonrecurring charges previously paid for such virtual collocation. Comcast Phone must arrange with a BellSouth Certified Supplier for the relocation of equipment from its virtual Collocation Space to its physical Collocation Space and will bear the cost of such relocation.
- 7.6.1 In Alabama, BellSouth will complete a relocation from virtual collocation to cageless physical collocation within sixty (60) calendar days and from virtual collocation to caged physical collocation within ninety (90) calendar days.
- 7.7 Virtual to Physical Conversion (In Place). Virtual collocation arrangements may be converted to "in-place" physical arrangements if the potential conversion meets the following four criteria: 1) there is no change in the amount of equipment or the configuration of the equipment that was in the virtual collocation arrangement; 2) the conversion of the virtual collocation arrangement will not cause the equipment or the results of that conversion to be located in a space that BellSouth has reserved for its own future needs; 3) the converted arrangement does not limit BellSouth's ability to secure its own equipment and facilities due to the location of the virtual collocation arrangement; and 4) any changes to the arrangement can be accommodated by existing power, HVAC, and other requirements. The application fee for the conversion from virtual to in-place, physical collocation is as set forth in Exhibit C. Unless otherwise specified, BellSouth will complete virtual to in-place physical collocation conversions within sixty (60) calendar days.
- 7.7.1 In Florida, for Virtual to Physical conversions in place that require no physical changes, the only applicable charges shall cover the administrative billing and engineering records updates.
- 7.7.2 In Alabama and Tennessee, BellSouth will complete Virtual to Physical conversions in place within thirty (30) calendar days.

- 7.8 Cancellation. If, at anytime prior to space acceptance, Comcast Phone cancels its order for the Collocation Space(s) (“Cancellation”), BellSouth will bill the applicable non-recurring rate for any and all work processes for which work has begun. In Georgia, if Comcast Phone cancels its order for Collocation Space at any time prior to space acceptance, BellSouth will bill Comcast Phone for all costs incurred prior to the date of Cancellation and for any costs incurred as a direct result of the Cancellation, not to exceed the total amount that would have been due had the order not been cancelled.
- 7.9 Licenses. Comcast Phone, at its own expense, will be solely responsible for obtaining from governmental authorities, and any other appropriate agency, entity, or person, all rights, privileges, and licenses necessary or required to operate as a provider of telecommunications services to the public or to occupy the Collocation Space.
- 7.10 Environmental Compliance. The Parties agree to utilize and adhere to the Environmental Hazard Guidelines identified as Exhibit A attached hereto.
- 7.12 Circuit Facility Assignments (CFAs). Unless otherwise specified, BellSouth will provide CFAs to Comcast Phone prior to the applicable provisioning interval set forth herein (Provisioning Interval) for those “BellSouth Premises” in which Comcast Phone has physical Collocation Space with no POT bay or with a grand fathered POT bay provided by BellSouth. BellSouth cannot provide CFAs to Comcast Phone prior to the Provisioning Interval for those “BellSouth Premises” in which Comcast Phone has physical Collocation Space with a POT bay provided by Comcast Phone or virtual Collocation Space, until Comcast Phone provides BellSouth with the following information:
- For physical Collocation Space with a Comcast Phone-provided POT bay, Comcast Phone shall provide BellSouth with a complete layout of the POT panels on an equipment inventory update (EIU) form, showing locations, speeds, etc.
- For virtual Collocation Space, Comcast Phone shall provide BellSouth with a complete layout of Comcast Phone’s equipment on an equipment inventory update (EIU) form, including the locations of the low speed ports and the specific frame terminations to which the equipment will be wired by Comcast Phone’s BellSouth Certified Supplier.
- 7.12.1 BellSouth cannot begin work on the CFAs until the complete and accurate EIU form is received from Comcast Phone. If the EIU form is provided within ten (10) calendar days prior to the ending date of the Provisioning Interval, then the CFAs will be made available by the ending date of the Provisioning Interval. If the EIU form is not received ten (10) calendar days prior to the ending date of the Provisioning Interval, then the CFAs will be provided within ten (10) calendar days of receipt of the EIU form.

- 7.12.2 BellSouth will bill Comcast Phone a nonrecurring charge, as set forth in Exhibit B, each time Comcast Phone requests a resend of its CFAs for any reason other than a BellSouth error in the CFAs initially provided to Comcast Phone.

8. Rates and Charges

- 8.1 BellSouth shall assess an Application Fee via a service order, which shall be issued at the time BellSouth responds that space is available pursuant to Section 2. Payment of said Application Fee will be due as dictated by Comcast Phone's current billing cycle and is non-refundable.

- 8.1.1 In Tennessee the applicable Application Fee is the Planning Fee for both Applications and Subsequent Applications placed by Comcast Phone.

8.2 Space Preparation

- 8.2.1 Recurring Charges. The recurring charges for space preparation begin on the date Comcast Phone executes the written document accepting the collocation space pursuant to section 4 or on the date Comcast Phone first occupies collocation space, whichever is first. If Comcast Phone fails to schedule and complete an acceptance walk through within fifteen (15) days after BellSouth releases the space for occupancy, BellSouth shall begin billing Comcast Phone for recurring charges as of the sixteenth day after BellSouth releases the collocation space.

- 8.2.1.1 Monthly recurring charges for -48V DC power will be assessed per fused amp per month based upon the total number of fused amps of power capacity requested by Comcast Phone on Comcast Phone's initial collocation application and all subsequent collocation applications, which may either increase or decrease the originally requested number of fused amps of power capacity, consistent with Commission orders and as set forth in Section 8 of this Attachment.

- 8.2.2 Space preparation fees consist of a nonrecurring charge for Firm Order Processing and monthly recurring charges for Central Office Modifications, assessed per arrangement, per square foot, and Common Systems Modifications, assessed per arrangement, per square foot for cageless collocation and per cage for caged collocation. Comcast Phone shall remit payment of the nonrecurring Firm Order Processing Fee coincident with submission of a Bona Fide Firm Order. The charges recover the costs associated with preparing the Collocation Space, which includes survey, engineering of the Collocation Space, design and modification costs for network, building and support systems. In the event Comcast Phone opts for cageless space, the space preparation fees will be assessed based on the total floor space dedicated to Comcast Phone as prescribed in this Section 8.

- 8.2.3 Space Preparation Fee (Florida). Space preparation fees include a nonrecurring charge for Firm Order Processing and monthly recurring charges for Central Office

Version 4Q01: 12/01/01

- Modifications, assessed per arrangement, per square foot, and Common Systems Modifications, assessed per arrangement, per square foot for cageless and per cage for caged collocation. Comcast Phone shall remit payment of the nonrecurring Firm Order Processing Fee coincident with submission of a Bona Fide Firm Order. The charges recover the costs associated with preparing the Collocation Space, which includes survey, engineering of the Collocation Space, design and modification costs for network, building and support systems. In the event Comcast Phone opts for cageless space, space preparation fees will be assessed based on the total floor space dedicated to Comcast Phone as prescribed in this Section 8.
- 8.2.4 Space Preparation Fee (Georgia). In Georgia, the Space Preparation Fee is a one time fee, assessed per arrangement, per location. It recovers a portion of costs associated with preparing the Collocation Space, which includes survey, engineering of the Collocation Space, design and modification costs for network, power, building and support systems. This is a set fee of \$100 per square foot as established by the Georgia Public Service Commission Order in Docket No. 7016 U. In the event Comcast Phone opts for non enclosed space, the space preparation fee will be assessed based on the total floor space dedicated to Comcast Phone as prescribed in Section 8 and will be billed based upon Comcast Phone's first billing cycle after Firm Order.
- 8.2.5 Space Preparation Fee (North Carolina). In North Carolina, space preparation fees consist of monthly recurring charges for Central Office Modifications, assessed per arrangement, per square foot; Common Systems Modifications, assessed per arrangement, per square foot for cageless and per cage for caged collocation; and Power, assessed per the nominal -48V DC ampere requirements specified by Comcast Phone on the Bona Fide Application. The charges recover the costs associated with preparing the Collocation Space, which includes survey, engineering of the Collocation Space, design and modification costs for network, building and support systems. In the event Comcast Phone opts for cageless space, the space preparation fees will be assessed based on the total floor space dedicated to Comcast Phone as described in this Section 8.
- 8.3 Cable Installation. Cable Installation Fee(s) are assessed per entrance cable placed.
- 8.4 Floor Space. The Floor Space Charge includes reasonable charges for lighting, HVAC, and other allocated expenses associated with maintenance of the Premises but does not recover any power-related costs incurred by BellSouth. When the Collocation Space is enclosed, Comcast Phone shall pay floor space charges based upon the number of square feet so enclosed. When the Collocation Space is not enclosed, Comcast Phone shall pay floor space charges based upon the following floor space calculation: $[(\text{depth of the equipment lineup in which the rack is placed}) + (0.5 \times \text{maintenance aisle depth}) + (0.5 \times \text{wiring aisle depth})] \times (\text{width of rack and spacers})$. For purposes of this calculation, the depth of the equipment lineup shall consider the footprint of equipment racks plus any equipment overhang. BellSouth will assign unenclosed Collocation Space in conventional equipment rack lineups where feasible. In the event Comcast Phone's collocated equipment requires special cable racking,

- isolated grounding or other treatment which prevents placement within conventional equipment rack lineups, Comcast Phone shall be required to request an amount of floor space sufficient to accommodate the total equipment arrangement.
- 8.4.1 The recurring charges for floor space begin on the date Comcast Phone executes the written document accepting the collocation space pursuant to section 4 or on the date Comcast Phone first occupies collocation space, whichever is first. If Comcast Phone fails to schedule and complete an acceptance walk through within fifteen (15) days after BellSouth releases the space for occupancy, BellSouth shall begin billing Comcast Phone for recurring charges as of the sixteenth day after BellSouth releases the collocation space.
- 8.5 Power. BellSouth shall make available -48 Volt (-48V) DC power for Comcast Phone's Collocation Space at a BellSouth Power Board or BellSouth Battery Distribution Fuse Bay ("BDFB") at Comcast Phone's option within the Premises.
- 8.5.1 Recurring charges for -48V DC power will be assessed per ampere per month based upon the BellSouth Certified Supplier engineered and installed power feed fused ampere capacity. Rates include redundant feeder fuse positions (A&B) and common cable rack to Comcast Phone's equipment or space enclosure. Recurring power charges begin on the Space Ready Date, or on the date Comcast Phone first occupies the Collocation Space, whichever is sooner. When obtaining power from a BDFB, fuses and power cables (A&B) must be engineered (sized), and installed by Comcast Phone's BellSouth Certified Supplier. When obtaining power from a BellSouth power board, power cables (A&B) must be engineered (sized), and installed by Comcast Phone's BellSouth Certified Supplier. Comcast Phone is responsible for contracting with a BellSouth Certified Supplier for power distribution feeder cable runs from a BellSouth BDFB or power board to Comcast Phone's equipment. Determination of the BellSouth BDFB or BellSouth power board as the power source will be made at BellSouth's sole, but reasonable, discretion. The BellSouth Certified Supplier contracted by Comcast Phone must provide BellSouth a copy of the engineering power specification prior to the day on which Comcast Phone's equipment becomes operational. BellSouth will provide the common power feeder cable support structure between the BellSouth BDFB or power board and Comcast Phone's arrangement area. Comcast Phone shall contract with a BellSouth Certified Supplier who will be responsible for the following: dedicated power cable support structure within Comcast Phone's arrangement, power cable feeds, and terminations of cable. Any terminations at a BellSouth power board must be performed by a BellSouth Certified power Supplier. Comcast Phone shall comply with all applicable National Electric Code (NEC), BellSouth TR73503, Telcordia (BellCore) and ANSI Standards regarding power cabling.
- 8.5.2 If BellSouth has not previously invested in power plant capacity for collocation at a specific site, Comcast Phone has the option to add its own dedicated power plant; provided, however, that such work shall be performed by a BellSouth Certified Supplier. Where the addition of Comcast Phone's dedicated power plant results in

- construction of a new power plant room, upon termination of Comcast Phone's right to occupy collocation space at such site, Comcast Phone shall have the right to remove its equipment from the power plant room, but shall otherwise leave the room intact.
- 8.5.3 If Comcast Phone elects to install its own DC Power Plant, BellSouth shall provide AC power to feed Comcast Phone's DC Power Plant. Charges for AC power will be assessed per breaker ampere per month. Rates include the provision of commercial and standby AC power. When obtaining power from a BellSouth service panel, protection devices and power cables must be engineered (sized), and installed by Comcast Phone's BellSouth Certified Supplier except that BellSouth shall engineer and install protection devices and power cables for Adjacent Collocation. Comcast Phone's BellSouth Certified Supplier must also provide a copy of the engineering power specification prior to the equipment becoming operational. Charges for AC power shall be assessed pursuant to the rates specified in Exhibit C. AC power voltage and phase ratings shall be determined on a per location basis. At Comcast Phone's option, Comcast Phone may arrange for AC power in an Adjacent Collocation arrangement from a retail provider of electrical power.
- 8.5.4 In Tennessee, Recurring charges for -48V DC power consumption will be assessed per ampere per month based upon the engineered and installed power feed fused ampere capacity. Rates include redundant feeder fuse positions (A&B) and common cable rack to Comcast Phone's equipment or space enclosure. Comcast Phone shall contract with a Certified Supplier who will be responsible for the following: dedicated power cable support structure within Comcast Phone's arrangement and terminations of cable within the collocation space.
- 8.5.5 In Tennessee, Non recurring charges for -48V DC power distribution will be based on the common power feeder cable support structure between the BellSouth BDFB and Comcast Phone's arrangement area.
- 8.5.6 In Alabama, Louisiana and South Carolina, Comcast Phone has the option to purchase power directly from an electric utility company. Under such an option, Comcast Phone is responsible for contracting with the electric utility company for their own power feed and meter, and is financially responsible for purchasing all equipment necessary to accomplish the arrangement, including inverters, batteries, power boards, bus bars, BDFBs, backup power supplies and cabling. The actual work to install this arrangement must be performed by a certified vendor hired by Comcast Phone. Comcast Phone must comply with all applicable safety codes, including the National Electric Safety Codes, in installing this power arrangement. Any floor space, cable racking, etc utilized by Comcast Phone in provisioning said power will be billed on an ICB basis.
- 8.5.7 If Comcast Phone requests a reduction in the amount of power that BellSouth is currently providing Comcast Phone must submit a Subsequent Application. If no modification to the Collocation Space is requested other than the reduction in power, the Subsequent Application Fee for Power Reduction as set forth in Exhibit C will

- apply. If modifications are requested in addition to the reduction of power the Subsequent Application Fee will apply. This non-recurring fee will be billed by BellSouth on the date that BellSouth provides an Application Response.
- 8.5.8 In Alabama, if Comcast Phone is currently served from the BellSouth power board and requests that its power be reconfigured to connect to a BellSouth BDFB, in a specific central office, Comcast Phone must submit a Subsequent Application. BellSouth will respond to such application within seven (7) calendar days and no application fee will apply.
- 8.6 Security Escort. A security escort will be required whenever Comcast Phone or its approved agent desires access to the entrance manhole or must have access to the Premises after the one accompanied site visit allowed pursuant to Section 5 prior to completing BellSouth's Security Training requirements. Rates for a security escort are assessed according to the schedule appended hereto as Exhibit C beginning with the scheduled escort time. BellSouth will wait for one-half (1/2) hour after the scheduled time for such an escort and Comcast Phone shall pay for such half-hour charges in the event Comcast Phone fails to show up.
- 8.7 Cable Record charges. These charges apply for work required to build cable records in BellSouth systems. The VG/DS0 per cable record charge is for a maximum of 3600 records. The Fiber cable record charge is for a maximum of 99 records.
- 8.8 Other. If no rate is identified in the contract, the rate for the specific service or function will be negotiated by the Parties upon request by either Party. Payment of all other charges under this Attachment shall be due thirty (30) calendar days after receipt of the bill (payment due date). Comcast Phone will pay a late payment charge of the lessor of one and one half percent or the legal interest rate assessed monthly on any balance which remains unpaid after the payment due date.
- 9. Insurance**
- 9.1 Comcast Phone shall, at its sole cost and expense, procure, maintain, and keep in force insurance as specified in this Section 9 and underwritten by insurance companies licensed to do business in the states applicable under this Attachment and having a Best's Insurance Rating of A-.
- 9.2 Comcast Phone shall maintain the following specific coverage:
- 9.2.1 Commercial General Liability coverage in the amount of ten million dollars (\$10,000,000.00) or a combination of Commercial General Liability and Excess/Umbrella coverage totaling not less than ten million dollars (\$10,000,000.00). BellSouth shall be named as an Additional Insured on the Commercial General Liability policy as specified herein.

- 9.2.2 Statutory Workers Compensation coverage and Employers Liability coverage in the amount of one hundred thousand dollars (\$100,000.00) each accident, one hundred thousand dollars (\$100,000.00) each employee by disease, and five hundred thousand dollars (\$500,000.00) policy limit by disease.
- 9.2.3 All Risk Property coverage on a full replacement cost basis insuring all of Comcast Phone's real and personal property situated on or within BellSouth's Central Office location(s).
- 9.2.4 Comcast Phone may elect to purchase business interruption and contingent business interruption insurance, having been advised that BellSouth assumes no liability for loss of profit or revenues should an interruption of service occur.
- 9.3 The limits set forth in Section 9.2 above may be increased by BellSouth from time to time during the term of this Attachment upon thirty (30) days notice to Comcast Phone to at least such minimum limits as shall then be customary with respect to comparable occupancy of BellSouth structures.
- 9.4 All policies purchased by Comcast Phone shall be deemed to be primary and not contributing to or in excess of any similar coverage purchased by BellSouth. All insurance must be in effect on or before the date equipment is delivered to BellSouth's Premises and shall remain in effect for the term of this Attachment or until all Comcast Phone's property has been removed from BellSouth's Premises, whichever period is longer. If Comcast Phone fails to maintain required coverage, BellSouth may pay the premiums thereon and seek reimbursement of same from Comcast Phone.
- 9.5 Comcast Phone shall submit certificates of insurance reflecting the coverage required pursuant to this Section a minimum of ten (10) business days prior to the commencement of any work in the Collocation Space. Failure to meet this interval may result in construction and equipment installation delays. Comcast Phone shall arrange for BellSouth to receive thirty (30) business days' advance notice of cancellation from Comcast Phone's insurance company. Comcast Phone shall forward a certificate of insurance and notice of cancellation/non-renewal to BellSouth at the following address:
- BellSouth Telecommunications, Inc.
Attn.: Risk Management Coordinator
17H53 BellSouth Center
675 W. Peachtree Street
Atlanta, Georgia 30375
- 9.6 Comcast Phone must conform to recommendations made by BellSouth's fire insurance company to the extent BellSouth has agreed to, or shall hereafter agree to, such recommendations.
- 9.7 Self-Insurance. If Comcast Phone's net worth exceeds five hundred million dollars (\$500,000,000), Comcast Phone may elect to request self-insurance status in lieu of

Version 4Q01: 12/01/01

- obtaining any of the insurance required in Sections 9.2.1 and 9.2.2. Comcast Phone shall provide audited financial statements to BellSouth thirty (30) days prior to the commencement of any work in the Collocation Space. BellSouth shall then review such audited financial statements and respond in writing to Comcast Phone in the event that self-insurance status is not granted to Comcast Phone. If BellSouth approves Comcast Phone for self-insurance, Comcast Phone shall annually furnish to BellSouth, and keep current, evidence of such net worth that is attested to by one of Comcast Phone's corporate officers. The ability to self-insure shall continue so long as the Comcast Phone meets all of the requirements of this Section. If the Comcast Phone subsequently no longer satisfies this Section, Comcast Phone is required to purchase insurance as indicated by Sections 9.2.1 and 9.2.2.
- 9.8 The net worth requirements set forth in Section 9.7 may be increased by BellSouth from time to time during the term of this Attachment upon thirty (30) days' notice to Comcast Phone to at least such minimum limits as shall then be customary with respect to comparable occupancy of BellSouth structures.
- 9.9 Failure to comply with the provisions of this Section will be deemed a material breach of this Attachment.

10. Mechanics Liens

- 10.1 If any mechanics lien or other liens shall be filed against property of either Party (BellSouth or Comcast Phone), or any improvement thereon by reason of or arising out of any labor or materials furnished or alleged to have been furnished or to be furnished to or for the other Party or by reason of any changes, or additions to said property made at the request or under the direction of the other Party, the other Party directing or requesting those changes shall, within thirty (30) business days after receipt of written notice from the Party against whose property said lien has been filed, either pay such lien or cause the same to be bonded off the affected property in the manner provided by law. The Party causing said lien to be placed against the property of the other shall also defend, at its sole cost and expense, on behalf of the other, any action, suit or proceeding which may be brought for the enforcement of such liens and shall pay any damage and discharge any judgment entered thereon.

11. Inspections

- 11.1 BellSouth may conduct an inspection of Comcast Phone's equipment and facilities in the Collocation Space(s) prior to the activation of facilities between Comcast Phone's equipment and equipment of BellSouth. BellSouth may conduct an inspection if Comcast Phone adds equipment and may otherwise conduct routine inspections at reasonable intervals mutually agreed upon by the Parties. BellSouth shall provide Comcast Phone with a minimum of forty-eight (48) hours or two (2) business days, whichever is greater, advance notice of all such inspections. All costs of such inspection shall be borne by BellSouth.

Version 4Q01: 12/01/01

12. Security and Safety Requirements

- 12.1 Unless otherwise specified, Comcast Phone will be required, at its own expense, to conduct a statewide investigation of criminal history records for each Comcast Phone employee hired in the past five years being considered for work on the BellSouth Premises, for the states/counties where the Comcast Phone employee has worked and lived for the past five years. Where state law does not permit statewide collection or reporting, an investigation of the applicable counties is acceptable. Comcast Phone shall not be required to perform this investigation if an affiliated company of Comcast Phone has performed an investigation of the Comcast Phone employee seeking access, if such investigation meets the criteria set forth above. This requirement will not apply if Comcast Phone has performed a pre-employment statewide investigation of criminal history records of the Comcast Phone employee for the states/counties where the Comcast Phone employee has worked and lived for the past five years or, where state law does not permit a statewide investigation, an investigation of the applicable counties.
- 12.2 Comcast Phone will be required to administer to their personnel assigned to the BellSouth Premises security training either provided by BellSouth, or meeting criteria defined by BellSouth.
- 12.3 Comcast Phone shall provide its employees and agents with picture identification, which must be worn, and visible at all times while in the Collocation Space or other areas in or around the Premises. The photo identification card shall bear, at a minimum, the employee's name and photo, and the Comcast Phone's name. BellSouth reserves the right to remove from its premises any employee of Comcast Phone not possessing identification issued by Comcast Phone or who has violated any of BellSouth's policies as outlined in the CLEC Security Training documents. Comcast Phone shall hold BellSouth harmless for any damages resulting from such removal of its personnel from BellSouth premises. Comcast Phone shall be solely responsible for ensuring that any Guest of Comcast Phone is in compliance with all subsections of this Section 12.
- 12.4 Comcast Phone shall not assign to the BellSouth Premises any personnel with records of felony criminal convictions. Comcast Phone shall not assign to the BellSouth Premises any personnel with records of misdemeanor convictions, except for misdemeanor traffic violations, without advising BellSouth of the nature and gravity of the offense(s). BellSouth reserves the right to refuse building access to any Comcast Phone personnel who have been identified to have misdemeanor criminal convictions. Notwithstanding the foregoing, in the event that Comcast Phone chooses not to advise BellSouth of the nature and gravity of any misdemeanor conviction, Comcast Phone may, in the alternative, certify to BellSouth that it shall not assign to the BellSouth Premises any personnel with records of misdemeanor convictions (other than misdemeanor traffic violations).

- 12.4.1 Comcast Phone shall not knowingly assign to the BellSouth Premises any individual who was a former employee of BellSouth and whose employment with BellSouth was terminated for a criminal offense whether or not BellSouth sought prosecution of the individual for the criminal offense.
- 12.4.2 Comcast Phone shall not knowingly assign to the BellSouth Premises any individual who was a former supplier of BellSouth and whose access to a BellSouth Premises was revoked due to commission of a criminal offense whether or not BellSouth sought prosecution of the individual for the criminal offense.
- 12.5 For each Comcast Phone employee or agent hired by Comcast Phone within five years of being considered for work on the BellSouth Premises, who requires access to a BellSouth Premises pursuant to this agreement, Comcast Phone shall furnish BellSouth, prior to an employee or agent gaining such access, a certification that the aforementioned background check and security training were completed. The certification will contain a statement that no felony convictions were found and certifying that the security training was completed by the employee. If the employee's criminal history includes misdemeanor convictions, Comcast Phone will disclose the nature of the convictions to BellSouth at that time. In the alternative, Comcast Phone may certify to BellSouth that it shall not assign to the BellSouth Premises any personnel with records of misdemeanor convictions other than misdemeanor traffic violations.
- 12.5.1 For all other Comcast Phone employees requiring access to a BellSouth Premises pursuant to this Attachment, Comcast Phone shall furnish BellSouth, prior to an employee gaining such access, a certification that the employee is not subject to the requirements of Section 12.5 above and that security training was completed by the employee.
- 12.6 At BellSouth's request, Comcast Phone shall promptly remove from BellSouth's Premises any employee of Comcast Phone BellSouth does not wish to grant access to its premises 1) pursuant to any investigation conducted by BellSouth or 2) prior to the initiation of an investigation if an employee of Comcast Phone is found interfering with the property or personnel of BellSouth or another CLEC, provided that an investigation shall promptly be commenced by BellSouth.
- 12.7 Notification to BellSouth. BellSouth reserves the right to interview Comcast Phone's employees, agents, or contractors in the event of wrongdoing in or around BellSouth's property or involving BellSouth's or another CLEC's property or personnel, provided that BellSouth shall provide reasonable notice to Comcast Phone's Security contact of such interview. Comcast Phone and its contractors shall reasonably cooperate with BellSouth's investigation into allegations of wrongdoing or criminal conduct committed by, witnessed by, or involving Comcast Phone's employees, agents, or contractors. Additionally, BellSouth reserves the right to bill Comcast Phone for all reasonable costs associated with investigations involving its employees, agents, or contractors if it is established and mutually agreed in good faith that Comcast Phone's

- employees, agents, or contractors are responsible for the alleged act. BellSouth shall bill Comcast Phone for BellSouth property, which is stolen or damaged where an investigation determines the culpability of Comcast Phone's employees, agents, or contractors and where Comcast Phone agrees, in good faith, with the results of such investigation. Comcast Phone shall notify BellSouth in writing immediately in the event that Comcast Phone discovers one of its employees already working on the BellSouth premises is a possible security risk. Upon request of the other Party, the Party who is the employer shall discipline consistent with its employment practices, up to and including removal from BellSouth Premises, any employee found to have violated the security and safety requirements of this section. Comcast Phone shall hold BellSouth harmless for any damages resulting from such removal of its personnel from BellSouth premises.
- 12.8 Use of Supplies. Unauthorized use of telecommunications equipment or supplies by either Party, whether or not used routinely to provide tele service (e.g. plug-in cards,) will be strictly prohibited and handled appropriately. Costs associated with such unauthorized use may be charged to the offending Party, as may be all associated investigative costs.
- 12.9 Use of Official Lines. Except for non-toll calls necessary in the performance of their work, neither Party shall use the teles of the other Party on the BellSouth Premises. Charges for unauthorized tele calls may be charged to the offending Party, as may be all associated investigative costs.
- 12.10 Accountability. Full compliance with the Security requirements of this section shall in no way limit the accountability of either Party to the other for the improper actions of its employees.
- 13. Destruction of Collocation Space**
- 13.1 In the event a Collocation Space is wholly or partially damaged by fire, windstorm, tornado, flood or by similar causes to such an extent as to be rendered wholly unsuitable for Comcast Phone's permitted use hereunder, then either Party may elect within ten (10) business days after such damage, to terminate occupancy of the damaged Collocation Space, and if either Party shall so elect, by giving the other written notice of termination, both Parties shall stand released of and from further liability under the terms hereof. If the Collocation Space shall suffer only minor damage and shall not be rendered wholly unsuitable for Comcast Phone's permitted use, or is damaged and the option to terminate is not exercised by either Party, BellSouth covenants and agrees to proceed promptly without expense to Comcast Phone, except for improvements not the property of BellSouth, to repair the damage. BellSouth shall have a reasonable time within which to rebuild or make any repairs, and such rebuilding and repairing shall be subject to delays caused by storms, shortages of labor and materials, government regulations, strikes, walkouts, and causes beyond the control of BellSouth, which causes shall not be construed as

limiting factors, but as exemplary only. Comcast Phone may, at its own expense, accelerate the rebuild of its collocated space and equipment provided however that a BellSouth Certified Supplier is used and the necessary space preparation has been completed. Rebuild of equipment must be performed by a BellSouth Certified Supplier. If Comcast Phone's acceleration of the project increases the cost of the project, then those additional charges will be incurred by Comcast Phone. Where allowed and where practical, Comcast Phone may erect a temporary facility while BellSouth rebuilds or makes repairs. In all cases where the Collocation Space shall be rebuilt or repaired, Comcast Phone shall be entitled to an equitable abatement of rent and other charges, depending upon the unsuitability of the Collocation Space for Comcast Phone's permitted use, until such Collocation Space is fully repaired and restored and Comcast Phone's equipment installed therein (but in no event later than thirty (30) business days after the Collocation Space is fully repaired and restored). Where Comcast Phone has placed an Adjacent Arrangement pursuant to Section 3, Comcast Phone shall have the sole responsibility to repair or replace said Adjacent Arrangement provided herein. Pursuant to this section, BellSouth will restore the associated services to the Adjacent Arrangement.

14. Eminent Domain

- 14.1 If the whole of a Collocation Space or Adjacent Arrangement shall be taken by any public authority under the power of eminent domain, then this Attachment shall terminate with respect to such Collocation Space or Adjacent Arrangement as of the day possession shall be taken by such public authority and rent and other charges for the Collocation Space or Adjacent Arrangement shall be paid up to that day with proportionate refund by BellSouth of such rent and charges as may have been paid in advance for a period subsequent to the date of the taking. If any part of the Collocation Space or Adjacent Arrangement shall be taken under eminent domain, BellSouth and Comcast Phone shall each have the right to terminate this Attachment with respect to such Collocation Space or Adjacent Arrangement and declare the same null and void, by written notice of such intention to the other Party within ten (10) business days after such taking.

15. Nonexclusivity

- 15.1 Comcast Phone understands that this Attachment is not exclusive and that BellSouth may enter into similar agreements with other Parties. Assignment of space pursuant to all such agreements shall be determined by space availability and made on a first come, first served basis.

ENVIRONMENTAL AND SAFETY PRINCIPLES

The following principles provide basic guidance on environmental and safety issues when applying for and establishing Physical Collocation arrangements.

1. GENERAL PRINCIPLES

- 1.1 Compliance with Applicable Law. BellSouth and Comcast Phone agree to comply with applicable federal, state, and local environmental and safety laws and regulations including U.S. Environmental Protection Agency (USEPA) regulations issued under the Clean Air Act (CAA), Clean Water Act (CWA), Resource Conservation and Recovery Act (RCRA), Comprehensive Environmental Response, Compensation and Liability Act (CERCLA), Superfund Amendments and Reauthorization Act (SARA), the Toxic Substances Control Act (TSCA), and OSHA regulations issued under the Occupational Safety and Health Act of 1970, as amended and NFPA and National Electrical Codes (NEC) and the NESC (“Applicable Laws”). Each Party shall notify the other if compliance inspections are conducted by regulatory agencies and/or citations are issued that relate to any aspect of this Attachment.
- 1.2 Notice. BellSouth and Comcast Phone shall provide notice to the other, including Material Safety Data Sheets (MSDSs), of known and recognized physical hazards or Hazardous Chemicals existing on site or brought on site. Each Party is required to provide specific notice for known potential Imminent Danger conditions. Comcast Phone should contact 1-800-743-6737 for BellSouth MSDS sheets.
- 1.3 Practices/Procedures. BellSouth may make available additional environmental control procedures for Comcast Phone to follow when working at a BellSouth Premises (See Section 2, below). These practices/procedures will represent the regular work practices required to be followed by the employees and contractors of BellSouth for environmental protection. Comcast Phone will require its contractors, agents and others accessing the BellSouth Premises to comply with these practices. Section 2 lists the Environmental categories where BELL SOUTH practices should be followed by Comcast Phone when operating in the BellSouth Premises.
- 1.4 Environmental and Safety Inspections. BellSouth reserves the right to inspect the Comcast Phone space with proper notification. BellSouth reserves the right to stop any Comcast Phone work operation that imposes Imminent Danger to the environment, employees or other persons in the area or Facility.
- 1.5 Hazardous Materials Brought On Site. Any hazardous materials brought into, used, stored or abandoned at the BellSouth Premises by Comcast Phone are owned by Comcast Phone. Comcast Phone will indemnify BellSouth for claims, lawsuits or

- damages to persons or property caused by these materials. Without prior written BellSouth approval, no substantial new safety or environmental hazards can be created by Comcast Phone, or different hazardous materials used by Comcast Phone at BellSouth Facility. Comcast Phone must demonstrate adequate emergency response capabilities for its materials used or remaining at the BellSouth Facility.
- 1.6 Spills and Releases. When contamination is discovered at a BellSouth Premises, the Party discovering the condition must notify BellSouth. All Spills or Releases of regulated materials will immediately be reported by Comcast Phone to BellSouth.
- 1.7 Coordinated Environmental Plans and Permits. BellSouth and Comcast Phone will coordinate plans, permits or information required to be submitted to government agencies, such as emergency response plans, spill prevention control and countermeasures (SPCC) plans and community reporting. If fees are associated with filing, BellSouth and Comcast Phone will develop a cost sharing procedure. If BellSouth's permit or EPA identification number must be used, Comcast Phone must comply with all of BellSouth's permit conditions and environmental processes, including environmental "best management practices (BMP)" (see Section 2, below) and/or selection of BELLSOUTH disposition vendors and disposal sites.
- 1.8 Environmental and Safety Indemnification. BellSouth and Comcast Phone shall indemnify, defend and hold harmless the other Party from and against any claims (including, without limitation, third-party claims for personal injury or death or real or personal property damage), judgments, damages, (including direct and indirect damages, and punitive damages), penalties, fines, forfeitures, costs, liabilities, interest and losses arising in connection with the violation or alleged violation of any Applicable Law or contractual obligation or the presence or alleged presence of contamination arising out of the acts or omissions of the indemnifying Party, its agents, contractors, or employees concerning its operations at the Facility.
- 2. CATEGORIES FOR CONSIDERATION OF ENVIRONMENTAL ISSUES**
- 2.1 When performing functions that fall under the following Environmental categories on BellSouth's Premises, Comcast Phone agrees to comply with the applicable sections of the current issue of BellSouth's Environmental and Safety Methods and Procedures (M&Ps), incorporated herein by this reference. Comcast Phone further agrees to cooperate with BellSouth to ensure that Comcast Phone's employees, agents, and/or subcontractors are knowledgeable of and satisfy those provisions of BellSouth's Environmental M&Ps which apply to the specific Environmental function being performed by Comcast Phone, its employees, agents and/or subcontractors.
- 2.2 The most current version of reference documentation must be requested from BellSouth.

ENVIRONMENTAL CATEGORIES	ENVIRONMENTAL ISSUES	ADDRESSED BY THE FOLLOWING DOCUMENTATION
Disposal of hazardous material or other regulated material (e.g., batteries, fluorescent tubes, solvents & cleaning materials)	Compliance with all applicable local, state, & federal laws and regulations Pollution liability insurance EVET approval of contractor	Std T&C 450 Fact Sheet Series 17000 Std T&C 660-3 Approved Environmental Vendor List (Contact E/S Management)
Emergency response	Hazmat/waste release/spill fire safety emergency	Fact Sheet Series 1700 Building Emergency Operations Plan (EOP) (specific to and located on Premises)
Contract labor/outsourcing for services with environmental implications to be performed on BellSouth Premises (e.g., disposition of hazardous material/waste; maintenance of storage tanks)	Compliance with all applicable local, state, & federal laws and regulations Performance of services in accordance with BST's environmental M&Ps Insurance	Std T&C 450 Std T&C 450-B (Contact E/S for copy of appropriate E/S M&Ps.) Std T&C 660
Transportation of hazardous material	Compliance with all applicable local, state, & federal laws and regulations Pollution liability insurance EVET approval of contractor	Std T&C 450 Fact Sheet Series 17000 Std T&C 660-3 Approved Environmental Vendor List (Contact E/S Management)
Maintenance/operations work which may produce a waste Other maintenance work	Compliance with all application local, state, & federal laws and regulations Protection of BST employees and equipment	Std T&C 450 29CFR 1910.147 (OSHA Standard)

Version 4Q01: 12/01/01

		29CFR 1910 Subpart O (OSHA Standard)
Janitorial services	All waste removal and disposal must conform to all applicable federal, state and local regulations All Hazardous Material and Waste Asbestos notification and protection of employees and equipment	P&SM Manager - Procurement Fact Sheet Series 17000 GU-BTEN-001BT, Chapter 3 BSP 010-170-001BS (Hazcom)
Manhole cleaning	Compliance with all applicable local, state, & federal laws and regulations Pollution liability insurance EVET approval of contractor	Std T&C 450 Fact Sheet 14050 BSP 620-145-011PR Issue A, August 1996 Std T&C 660-3 Approved Environmental Vendor List (Contact E/S Management)
Removing or disturbing building materials that may contain asbestos	Asbestos work practices	GU-BTEN-001BT, Chapter 3

3. DEFINITIONS

Generator. Under RCRA, the person whose act produces a Hazardous Waste, as defined in 40 CFR 261, or whose act first causes a Hazardous Waste to become subject to regulation. The Generator is legally responsible for the proper management and disposal of Hazardous Wastes in accordance with regulations.

Hazardous Chemical. As defined in the U.S. Occupational Safety and Health (OSHA) hazard communication standard (29 CFR 1910.1200), any chemical which is a health hazard or physical hazard.

Hazardous Waste. As defined in section 1004 of RCRA.

Imminent Danger. Any conditions or practices at a facility which are such that a danger exists which could reasonably be expected to cause immediate death or serious harm to people or
Version 4Q01: 12/01/01

immediate significant damage to the environment or natural resources.

Spill or Release. As defined in Section 101 of CERCLA.

4. ACRONYMS

E/S – Environmental/Safety

EVET - Environmental Vendor Evaluation Team

DEC/LDEC - Department Environmental Coordinator/Local Department Environmental Coordinator

GU-BTEN-001BT - BellSouth Environmental Methods and Procedures

NESC - National Electrical Safety Codes

P&SM - Property & Services Management

Std. T&C - Standard Terms & Conditions

THREE MONTH CLEC FORECAST

CLEC NAME _____

DATE _____

STATE	Central Office/City	CAGED Sq. Ft.	CAGELESS # Bays		FRAME TERMINATIONS	CLEC Provided BDFB-- Amps Load	BST Provided BDFB--- Amps Load	Heat Dissipation BTU/Hour	Entrance Facilities # sheaths & # fibers	Proposed Application Date	NOTES
			Standard Bays*	Non-Standard Bays**							

*Standard bays are defined as racks, bays or cabinets, including equipment and cable, with measurements equal to or less than the following: Width - 26", Depth - 25". The standard height for all collocated equipment bays in BellSouth is 7' 0".

** Any forecast for non-standard cageless bays must include an attachment describing the quantity and width and depth measurements.

Notes: Forecast information will be used for no other purpose than collocation planning.

Forecast with application dates greater than 3 months from the date of submission will not guarantee the reservation of space in the office requested.

COLLOCATION - Florida											Attachment: 4 Exh B						
CATEGORY	RATE ELEMENTS		Interim	Zone	BCS	USOC	RATES(\$)				Svc Order Submitted Elec per LSR	Svc Order Submitted Manually per LSR	Incremental Charge - Manual Svc Order vs. Electronic-1st	Incremental Charge - Manual Svc Order vs. Electronic-Add'l	Incremental Charge - Manual Svc Order vs. Electronic-Disc 1st	Incremental Charge - Manual Svc Order vs. Electronic-Disc Add'l	
							Rec	Nonrecurring		Nonrecurring Disconnect		OSS Rates(\$)					
								First	Add'l	First	Add'l	SOME C	SOMAN	SOMAN	SOMAN	SOMAN	SOMAN
PHYSICAL COLLOCATION																	
	Application																
		Physical Collocation - Initial Application Fee			CLO	PE1BA		2,785.00		1.20							
		Physical Collocation - Subsequent Application Fee			CLO	PE1CA		2,236.00		1.20							
		Physical Collocation - Co-Carrier Cross Connects/Direct Connect, Application Fee, per application			CLO	PE1DT		564.81									
		Physical Collocation - Power Reconfiguration Only, Application Fee			CLO	PE1PR		409.50									
		Physical Collocation Administrative Only - Application Fee			CLO	PE1BL		760.91		1.20							
Space Preparation																	
		Physical Collocation - Floor Space, per sq feet			CLO	PE1PJ	5.28										
		Physical Collocation - Space Enclosure, welded wire, first 50 square feet			CLO	PE1BX	171.12										
		Physical Collocation - Space enclosure, welded wire, first 100 square feet			CLO	PE1BW	189.73										
		Physical Collocation - Space enclosure, welded wire, each additional 50 square feet			CLO	PE1CW	18.61										
		Physical Collocation - Space Preparation - C.O. Modification per square ft.			CLO	PE1SK	2.38										
		Physical Collocation - Space Preparation, Common Systems Modifications-Cageless, per square foot			CLO	PE1SL	2.50										
		Physical Collocation - Space Preparation - Common Systems Modifications-Caged, per cage			CLO	PE1SM	84.93										
		Physical Collocation - Space Preparation - Firm Order Processing			CLO	PE1SJ		287.36									
		Physical Collocation - Space Availability Report, per Central Office Requested			CLO	PE1SR		572.66									
Power																	
		Physical Collocation - Power, -48V DC Power - per Fused Amp Requested			CLO	PE1PL	7.80										
		Physical Collocation - Power, 120V AC Power, Single Phase, per Breaker Amp			CLO	PE1FB	5.26										
		Physical Collocation - Power, 240V AC Power, Single Phase, per Breaker Amp			CLO	PE1FD	10.53										
		Physical Collocation - Power, 120V AC Power, Three Phase, per Breaker Amp			CLO	PE1FE	15.80										
		Physical Collocation - Power, 277V AC Power, Three Phase, per Breaker Amp			CLO	PE1FG	36.47										
		Physical Collocation - Power - DC power, per Used Amp			CLO	PE1FN	10.69										
Cross Connects (Cross Connects, Co-Carrier Cross Connects, and Ports)																	
					UEANL,UEQ,UNCN X, UEA, UCL, UAL, UHL, UDN, UNCVX	PE1P2	0.0208	7.32	5.37	4.58	2.71						
		Physical Collocation - 2-wire cross-connect, loop, provisioning			UEA, UHL, UNCVX, UNCDX, UCL, UDL	PE1P4	0.0416	8.00	5.75	5.00	2.69						
					WDS1L, WDS1S, UXTD1, ULDD1, USLEL, UNLD1, U1TD1, UNC1X, UEPSR, UEPSB, UEPSE, UEPEP, USL, UEPEX, UEPEX, UEPEX	PE1P1	0.3786	7.88	6.25	1.35	0.9899						
		Physical Collocation -DS1 Cross-Connect for Physical Collocation, provisioning															

COLLOCATION - Florida											Attachment: 4 Exh B					
CATEGORY	RATE ELEMENTS	Interim	Zone	BCS	USOC	RATES(\$)				Svc Order Submitted Elec per LSR	Svc Order Submitted Manually per LSR	Incremental Charge - Manual Svc Order vs. Electronic-1st	Incremental Charge - Manual Svc Order vs. Electronic-Add'l	Incremental Charge - Manual Svc Order vs. Electronic-Disc 1st	Incremental Charge - Manual Svc Order vs. Electronic-Disc Add'l	
						Rec	Nonrecurring		Nonrecurring Disconnect		OSS Rates(\$)					
							First	Add'l	First	Add'l	SOMEc	SOMAN	SOMAN	SOMAN	SOMAN	SOMAN
	Physical Collocation - Cable Records, Fiber Cable, per cable record (maximum 99 records)			CLO	PE1CB			169.96		149.97						
	Physical Collocation, Cable Records,CAT5/RJ45			CLO	PE1C5			4.52		5.35						
	Virtual to Physical															
	Physical Collocation - Virtual to Physical Collocation Relocation, per Voice Grade Circuit			CLO	PE1BV			33.00								
	Physical Collocation - Virtual to Physical Collocation Relocation, per DSO Circuit			CLO	PE1BO			33.00								
	Physical Collocation - Virtual to Physical Collocation Relocation, per DS1 Circuit			CLO	PE1B1			52.00								
	Physical Collocation - Virtual to Physical Collocation Relocation, per DS3 Circuit			CLO	PE1B3			52.00								
	Physical Collocation - Virtual to Physical Collocation In-Place, Per Voice Grade Circuit			CLO	PE1BR			23.00								
	Physical Collocation Virtual to Physical Collocation In-Place, Per DSO Circuit			CLO	PE1BP			23.00								
	Physical Collocation - Virtual to Physical Collocation In-Place, Per DS1 Circuit			CLO	PE1BS			33.00								
	Physical Collocation - Virtual to Physical Collocation In-Place, per DS3 Circuit			CLO	PE1BE			37.00								
	Entrance Cable															
	Physical Collocation - Fiber Cable Support Structure, per Entrance Cable			CLO	PE1PM	5.19										
	Physical Collocation - Fiber Entrance Cable per Cable (CO manhole to vault splice)			CLO	PE1EC			994.12		43.84						
	Physical Collocation - Fiber Entrance Cable Installation, per Fiber			CLO	PE1ED			7.43								
VIRTUAL COLLOCATION																
	Application															
	Virtual Collocation - Application Fee			AMTFS	EAF			1,241.00		1.20						
	Virtual Collocation - Co-Carrier Cross Connects/Direct Connect, Application Fee, per application			AMTFS	VE1CA			564.81								
	Virtual Collocation Administrative Only - Application Fee			AMTFS	VE1AF			760.91		1.20						
	Space Preparation															
	Virtual Collocation - Floor Space, per sq. ft.			AMTFS	ESPVX	5.28										
	Power															
	Virtual Collocation - Power, per fused amp			AMTFS	ESPAX	6.95										
	Virtual Collocation - Power, DC power, per Used Amp			AMTFS	VE1PF	10.69										
	Cross Connects (Cross Connects, Co-Carrier Cross Connects, and Ports)															
	Virtual Collocation - 2-wire cross-connect, loop, provisioning			UEANL, UEA, UDN, UAL, UHL, UCL, UEQ, UNCVX, UNCDX, UCNX	UEAC2	0.0201	7.32	5.37	4.58	2.71						
	Virtual Collocation - 4-wire cross-connect, loop, provisioning			UEA, UHL, UCL, UDL, UNCVX, UNCDX	UEAC4	0.0403	8.00	5.75	5.00	2.69						
	Virtual collocation - Special Access & UNE, cross-connect per DS1			ULR, UXTD1, UNC1X, ULDD1, U1TD1, USLEL, UNLD1, USL, UEPEX, UEPDX	CNC1X	0.3786	7.88	6.26	1.35	0.9915						
	Virtual collocation - Special Access & UNE, cross-connect per DS3			USL, UE3, U1TD3, UXTS1, UXTD3, UNC3X, UNCSX, ULDD3, U1TS1, ULDS1, UDLSX, UNLD3	CND3X	4.16	32.40	31.03	11.15	10.98						

COLLOCATION - Florida											Attachment: 4 Exh B					
CATEGORY	RATE ELEMENTS	Interim	Zone	BCS	USOC	RATES(\$)					Svc Order Submitted Elec per LSR	Svc Order Submitted Manually per LSR	Incremental Charge - Manual Svc Order vs. Electronic-1st	Incremental Charge - Manual Svc Order vs. Electronic-Add'l	Incremental Charge - Manual Svc Order vs. Electronic-Disc 1st	Incremental Charge - Manual Svc Order vs. Electronic-Disc Add'l
						Rec	Nonrecurring		Nonrecurring Disconnect		OSS Rates(\$)					
							First	Add'l	First	Add'l	SOMEc	SOMAN	SOMAN	SOMAN	SOMAN	SOMAN
	Virtual Collocation - 2-Fiber Cross Connects			UDL12, UDLO3, U1T48, U1T12, U1TO3, ULDO3, ULD12, ULD48, UDF	CNC2F	1.75	28.26	25.85	13.78	11.01						
	Virtual Collocation - 4-Fiber Cross Connects			UDL12, UDLO3, U1T48, U1T12, U1TO3, ULDO3, ULD12, ULD48, UDF	CNC4F	3.50	37.92	35.51	18.20	15.44						
	Virtual Collocation - Co-Carrier Cross Connects/Direct Connect - Fiber Cable Support Structure, per linear foot, per cable			AMTFS	VE1CB	0.0008										
	Virtual Collocation - Co-Carrier Cross Connects/Direct Connect - Copper/Coax Cable Support Structure, per linear foot, per cable			AMTFS	VE1CD	0.0012										
	Virtual Collocation 2-Wire Cross Connect, Port			UEPSX, UEPSB, UEPS, UEPSR, UEPSR, UEPSR, UEPSR	VE1R2	0.0201	7.32	5.37	4.58	2.71						
	Virtual Collocation 4-Wire Cross Connect, Port			UEPDD, UEPEX	VE1R4	0.0403	8.00	5.75	5.00	2.69						
CFA	Virtual Collocation - CFA Information Resend Request, per Premises, per Arrangement, per request			AMTFS	VE1QR		79.52									
Cable Records - Note: The rates in the First & Additional columns will actually be billed as "Initial I" & "Subsequent S" respectively																
	Virtual Collocation Cable Records - per request			AMTFS	VE1BA		1,515.00	973.64	256.35							
	Virtual Collocation Cable Records - VG/DS0 Cable, per cable record			AMTFS	VE1BB		646.84		362.41							
	Virtual Collocation Cable Records - VG/DS0 Cable, per each 100 pair			AMTFS	VE1BC		9.11		10.80							
	Virtual Collocation Cable Records - DS1, per T1TIE			AMTFS	VE1BD		4.52		5.35							
	Virtual Collocation Cable Records - DS3, per T3TIE			AMTFS	VE1BE		15.81		18.73							
	Virtual Collocation Cable Records - Fiber Cable, per 99 fiber records			AMTFS	VE1BF		169.96		149.97							
	Virtual Collocation Cable Records - CAT 5/RJ45			AMTFS	VE1B5		4.52		5.35							
Security	Virtual collocation - Security escort, basic time, normally scheduled work hours			AMTFS	SPTBX		33.65	22.05								
	Virtual collocation - Security escort, overtime, outside of normally scheduled work hours on a normal working day			AMTFS	SPTOX		44.63	28.89								
	Virtual collocation - Security escort, premium time, outside of a scheduled work day			AMTFS	SPTPX		55.62	35.73								
Maintenance	Virtual collocation - Maintenance in CO - Basic, per half hour			AMTFS	CTRLX		54.05	22.05								
	Virtual collocation - Maintenance in CO - Overtime, per half hour			AMTFS	SPTOM		72.18	28.89								
	Virtual collocation - Maintenance in CO - Premium per half hour			AMTFS	SPTPM		90.31	35.73								
Entrance Cable	Virtual Collocation - Cable Installation Charge, per cable			AMTFS	ESPCX		1,473.00		43.84							
	Virtual Collocation - Cable Support Structure, per cable			AMTFS	ESPSX	4.54										
COLLOCATION IN THE REMOTE SITE																
Physical Remote Site Collocation	Physical Collocation in the Remote Site - Application Fee			CLORS	PE1RA		612.23		270.35							
	Cabinet Space in the Remote Site per Bay/ Rack			CLORS	PE1RB	154.59										
	Physical Collocation in the Remote Site - Security Access - Key			CLORS	PE1RD		23.28									
	Physical Collocation in the Remote Site - Space Availability Report per Premises Requested			CLORS	PE1SR		223.91									

COLLOCATION - Florida											Attachment: 4 Exh B					
CATEGORY	RATE ELEMENTS	Interim	Zone	BCS	USOC	RATES(\$)				Svc Order Submitted Elec per LSR	Svc Order Submitted Manually per LSR	Incremental Charge - Manual Svc Order vs. Electronic-1st	Incremental Charge - Manual Svc Order vs. Electronic-Add'l	Incremental Charge - Manual Svc Order vs. Electronic-Disc 1st	Incremental Charge - Manual Svc Order vs. Electronic-Disc Add'l	
						Rec	Nonrecurring		Nonrecurring Disconnect		OSS Rates(\$)					
							First	Add'l	First	Add'l	SOMEc	SOMAN	SOMAN	SOMAN	SOMAN	SOMAN
	Physical Collocation in the Remote Site - Remote Site CLLI Code Request, per CLLI Code Requested			CLORS	PE1RE		73.39									
	Remote Site DLEC Data (BRSDD), per Compact Disk, per CO			CLORS	PE1RR		208.02									
	Physical Collocation - Security Escort for Basic Time - normally scheduled work, per half hour			CLORS	PE1BT		33.65	22.05								
	Physical Collocation - Security Escort for Overtime - outside of normally scheduled working hours on a scheduled work day, per half hour			CLORS	PE1OT		44.63	28.89								
	Physical Collocation - Security Escort for Premium Time - outside of scheduled work day, per half hour			CLORS	PE1PT		55.62	35.73								
	Adjacent Remote Site Collocation															
	Remote Site-Adjacent Collocation-Application Fee			CLORS	PE1RU		755.62	755.62								
	Remote Site-Adjacent Collocation - Real Estate, per square foot			CLORS	PE1RT	0.134										
	Remote Site-Adjacent Collocation - AC Power, per breaker amp			CLORS	PE1RS	6.27										
	NOTE: If Security Escort and/or Add'l Engineering Fees become necessary for adjacent remote site collocation, the Parties will negotiate appropriate rates.															
	Virtual Remote Site Collocation															
	Virtual Collocation in the Remote Site - Application Fee			VE1RS	VE1RB		612.23		270.35							
	Virtual Collocation in the Remote Site - Per Bay/Rack of Space			VE1RS	VE1RC	154.59										
	Virtual Collocation in the Remote Site - Space Availability Report per Premises requested			VE1RS	VE1RR		223.91									
	Virtual Collocation in the Remote Site - Remote Site CLLI Code Request, per CLLI Code Requested			VE1RS	VE1RL		73.39									
	ADJACENT COLLOCATION															
	Adjacent Collocation - Space Charge per Sq. Ft.			CLOAC	PE1JA	0.1666										
	Adjacent Collocation - Electrical Facility Charge per Linear Ft.			CLOAC	PE1JC	4.62										
	Adjacent Collocation - 2-Wire Cross-Connects			UEANL,UEQ,UEA,UCL, UAL, UHL, UDN	PE1JE	0.0194	7.32	5.37	4.58	2.71						
	Adjacent Collocation - 4-Wire Cross-Connects			UEA,UHL,UDL,UCL	PE1JF	0.0388	8.00	5.75	5.00	2.69						
	Adjacent Collocation - DS1 Cross-Connects			USL	PE1JG	0.3708	7.88	6.26	1.35	0.9915						
	Adjacent Collocation - DS3 Cross-Connects			UE3	PE1JH	4.14	32.40	31.03	11.15	10.98						
	Adjacent Collocation - 2-Fiber Cross-Connect			CLOAC	PE1JJ	1.70	28.26	25.85	13.78	11.01						
	Adjacent Collocation - 4-Fiber Cross-Connect			CLOAC	PE1JK	3.33	37.92	35.51	18.20	15.44						
	Adjacent Collocation - Application Fee			CLOAC	PE1JB		2,763.00		1.02							
	Adjacent Collocation - 120V, Single Phase Standby Power Rate per AC Breaker Amp			CLOAC	PE1JL	5.26										
	Adjacent Collocation - 240V, Single Phase Standby Power Rate per AC Breaker Amp			CLOAC	PE1JM	10.53										
	Adjacent Collocation - 120V, Three Phase Standby Power Rate per AC Breaker Amp			CLOAC	PE1JN	15.80										
	Adjacent Collocation - 277V, Three Phase Standby Power Rate per AC Breaker Amp			CLOAC	PE1JO	36.47										
	Adjacent Collocation - Cable Support Structure per Entrance Cable			CLOAC	PE1JP	5.19										
	Note: Rates displaying an "I" in Interim column are interim as a result of a Commission order.															

COLLOCATION - Georgia											Attachment: 4 Exh B						
CATEGORY	RATE ELEMENTS		Interim	Zone	BCS	USOC	RATES(\$)				Svc Order Submitted Elec per LSR	Svc Order Submitted Manually per LSR	Incremental Charge - Manual Svc Order vs. Electronic-1st	Incremental Charge - Manual Svc Order vs. Electronic-Add'l	Incremental Charge - Manual Svc Order vs. Electronic-Disc 1st	Incremental Charge - Manual Svc Order vs. Electronic-Disc Add'l	
							Rec	Nonrecurring		Nonrecurring Disconnect		OSS Rates(\$)					
								First	Add'l	First	Add'l	SOME C	SOMAN	SOMAN	SOMAN	SOMAN	SOMAN
PHYSICAL COLLOCATION																	
	Application																
		Physical Collocation - Initial Application Fee			CLO	PE1BA		1,285.98		0.59							
		Physical Collocation - Subsequent Application Fee			CLO	PE1CA		1,085.48		0.59							
		Physical Collocation - Co-Carrier Cross Connects/Direct Connect, Application Fee, per application			CLO	PE1DT		583.18									
		Physical Collocation Administrative Only - Application Fee			CLO	PE1BL		740.83									
		Physical Collocation - Application Cost, Simple Augment			CLO	PE1KS		594.05		1.21							
		Physical Collocation - Application Cost, Minor Augment			CLO	PE1KM		832.95		1.21							
		Physical Collocation - Application Cost, Intermediate Augment			CLO	PE1K1		1,057.00		1.21							
		Physical Collocation - Application Cost - Major Augment			CLO	PE1KJ		2,408.00		1.21							
	Space Preparation																
		Physical Collocation - Floor Space, per sq feet			CLO	PE1PJ	4.52										
		Physical Collocation - Space Enclosure, welded wire, first 50 square feet			CLO	PE1BX	144.71										
		Physical Collocation - Space enclosure, welded wire, first 100 square feet			CLO	PE1BW	160.45										
		Physical Collocation - Space enclosure, welded wire, each additional 50 square feet			CLO	PE1CW	15.74										
		Physical Collocation - Space Preparation - C.O. Modification per square ft.			CLO	PE1SK	2.01										
		Physical Collocation - Space Preparation, Common Systems Modifications-Cageless, per square foot			CLO	PE1SL	2.23										
		Physical Collocation - Space Preparation - Common Systems Modifications-Caged, per cage			CLO	PE1SM	75.61										
		Physical Collocation - Space Preparation - Firm Order Processing			CLO	PE1SJ		141.10									
		Physical Collocation - Space Availability Report, per Central Office Requested			CLO	PE1SR		248.75									
	Power																
		Physical Collocation - Power, -48V DC Power - per Fused Amp Requested			CLO	PE1PL	4.78										
		Physical Collocation - Power, 120V AC Power, Single Phase, per Breaker Amp			CLO	PE1FB	5.14										
		Physical Collocation - Power, 240V AC Power, Single Phase, per Breaker Amp			CLO	PE1FD	10.30										
		Physical Collocation - Power, 120V AC Power, Three Phase, per Breaker Amp			CLO	PE1FE	15.44										
		Physical Collocation - Power, 277V AC Power, Three Phase, per Breaker Amp			CLO	PE1FG	35.65										
	Cross Connects (Cross Connects, Co-Carrier Cross Connects, and Ports)																
					UEANL,UEQ, UNCNX, UEA, UCL, UAL, UHL, UDN, UNCVX												
		Physical Collocation - 2-wire cross-connect, loop, provisioning				PE1P2	0.0197										
		Physical Collocation - 4-wire cross-connect, loop, provisioning			UEA, UHL, UNCVX, UNCDX, UCL, UDL	PE1P4	0.0393										
					WDS1L, WDS1S, UXTD1, ULDD1, USLEL, UNLD1, U1TD1, UNC1X, UEPSR, UEPSB, UEPSE, UEPSP, USL, UEPEX, UEPDX												
		Physical Collocation -DS1 Cross-Connect for Physical Collocation, provisioning				PE1P1	0.3726										

COLLOCATION - Georgia											Attachment: 4 Exh B						
CATEGORY	RATE ELEMENTS		Interim	Zone	BCS	USOC	RATES(\$)				Svc Order Submitted Elec per LSR	Svc Order Submitted Manually per LSR	Incremental Charge - Manual Svc Order vs. Electronic-1st	Incremental Charge - Manual Svc Order vs. Electronic-Add'l	Incremental Charge - Manual Svc Order vs. Electronic-Disc 1st	Incremental Charge - Manual Svc Order vs. Electronic-Disc Add'l	
							Rec	Nonrecurring		Nonrecurring Disconnect		OSS Rates(\$)					
								First	Add'l	First	Add'l	SOME C	SOMAN	SOMAN	SOMAN	SOMAN	SOMAN
		Physical Collocation - DS3 Cross-Connect, provisioning			UE3, U1TD3, UXTD3, UXTS1, UNC3X, UNCSX, ULDD3, U1TS1, ULDS1, UNLD3, UEPEX, UEPDX, UEPSR, UEPSB, UEPSE, UEPSP	PE1P3	4.06										
		Physical Collocation - 2-Fiber Cross-Connect			CLO, ULDO3, ULD12, ULD48, U1TO3, U1T12, U1T48, UDLO3, UDL12, UDF	PE1F2	1.72										
		Physical Collocation - 4-Fiber Cross-Connect			ULDO3, ULD12, ULD48, U1TO3, U1T12, U1T48, UDLO3, UDL12, UDF, UDFCX	PE1F4	3.30										
		Physical Collocation - Co-Carrier Cross Connects/Direct Connect - Fiber Cable Support Structure, per linear foot, per cable.			CLO	PE1ES	0.001										
		Physical Collocation - Co-Carrier Cross Connect/Direct Connect - Copper/Coax Cable Support Structure, per linear foot, per cable.			CLO	PE1DS	0.0015										
		Physical Collocation 2-Wire Cross Connect, Port			UEPSR, UEPSP, UEPSE, UEPSB, UEPX, UEP2C	PE1R2	0.0197										
		Physical Collocation 4-Wire Cross Connect, Port			UEPEX, UEPDD	PE1R4	0.0393										
Security																	
		Physical Collocation - Security Escort for Basic Time - normally scheduled work, per half hour			CLO	PE1BT		16.52	10.83								
		Physical Collocation - Security Escort for Overtime - outside of normally scheduled working hours on a scheduled work day, per half hour			CLO	PE1OT		21.92	14.19								
		Physical Collocation - Security Escort for Premium Time - outside of scheduled work day, per half hour			CLO	PE1PT		27.31	17.55								
		Physical Collocation - Security Access System - Security System per Central Office, per Sq. Ft.			CLO	PE1AY	0.0106										
		Physical Collocation -Security Access System - New Card Activation, per Card Activation (First), per State			CLO	PE1A1		22.00									
		Physical Collocation - Security Access System - New Access Card Deactivation, per Card			CLO	PE1A4		8.72	8.72								
		Physical Collocation-Security Access System-Administrative Change, existing Access Card, per Request, per State, per Card			CLO	PE1AA		5.38									
		Physical Collocation - Security Access System - Replace Lost or Stolen Card, per Card			CLO	PE1AR		17.01									
		Physical Collocation - Security Access - Initial Key, per Key			CLO	PE1AK		13.20									
		Physical Collocation - Security Access - Key, Replace Lost or Stolen Key, per Key			CLO	PE1AL		13.20									
CFA																	
		Physical Collocation - CFA Information Resend Request, per premises, per arrangement, per request			CLO	PE1C9		77.42									
Cable Records - Note: The rates in the First & Additional columns will actually be billed as "Initial I" and "Subsequent S" respectively																	
		Physical Collocation - Cable Records, per request			CLO	PE1CR		I 743.65	S 478.06		125.75						
		Physical Collocation, Cable Records, VG/DS0 Cable, per cable record (maximum 3600 records)			CLO	PE1CD		317.60			177.77						
		Physical Collocation, Cable Records, VG/DS0 Cable, per each 100 pair			CLO	PE1CO		4.48			5.30						

COLLOCATION - Georgia											Attachment: 4 Exh B					
CATEGORY	RATE ELEMENTS		Interi m	Zone	BCS	USOC	RATES(\$)				Svc Order Submitted Elec per LSR	Svc Order Submitted Manually per LSR	Incremental Charge - Manual Svc Order vs. Electronic- 1st	Incremental Charge - Manual Svc Order vs. Electronic- Add'l	Incremental Charge - Manual Svc Order vs. Electronic- Disc 1st	Incremental Charge - Manual Svc Order vs. Electronic- Disc Add'l
							Rec	Nonrecurring		Nonrecurring Disconnect		OSS Rates(\$)				
								First	Add'l	First	Add'l	SOME C	SOMAN	SOMAN	SOMAN	SOMAN
		Physical Collocation, Cable Records, DS1, per T1 TIE			CLO	PE1C1		2.22		2.63						
		Physical Collocation, Cable Records, DS3, per T3 TIE			CLO	PE1C3		7.76		9.19						
		Physical Collocation - Cable Records, Fiber Cable, per cable record (maximum 99 records)			CLO	PE1CB		83.45		73.57						
		Physical Collocation, Cable Records,CAT5/RJ45			CLO	PE1C5		2.22		2.63						
		Virtual to Physical														
		Physical Collocation - Virtual to Physical Collocation Relocation, per Voice Grade Circuit			CLO	PE1BV		33.00								
		Physical Collocation - Virtual to Physical Collocation Relocation, per DSO Circuit			CLO	PE1BO		33.00								
		Physical Collocation - Virtual to Physical Collocation Relocation, per DS1 Circuit			CLO	PE1B1		52.00								
		Physical Collocation - Virtual to Physical Collocation Relocation, per DS3 Circuit			CLO	PE1B3		52.00								
		Physical Collocation - Virtual to Physical Collocation In-Place, Per Voice Grade Circuit			CLO	PE1BR		23.00								
		Physical Collocation Virtual to Physical Collocation In-Place, Per DSO Circuit			CLO	PE1BP		23.00								
		Physical Collocation - Virtual to Physical Collocation In-Place, Per DS1 Circuit			CLO	PE1BS		33.00								
		Physical Collocation - Virtual to Physical Collocation In-Place, per DS3 Circuit			CLO	PE1BE		37.00								
		Entrance Cable														
		Physical Collocation - Fiber Cable Installation, Pricing, non-recurring charge, per Entrance Cable			CLO	PE1BD		736.93		21.51						
		Physical Collocation - Fiber Cable Support Structure, per Entrance Cable			CLO	PE1PM		7.21								
		Physical Collocation, Entrance Cable Support Structure, Copper, per each 100 pairs or fraction thereof (CO Manhole to Collocation Space)			CLO	PE1EE		0.2629								
		Physical Collocation, Entrance Cable Installation, Copper, per Cable (CO Manhole to Collocation Space)			CLO	PE1EF		755.15		21.51						
		Physical Collocation, Entrance Cable Installation, Copper, per each 100 pairs or fraction thereof (CO Manhole to Collocation Space)			CLO	PE1EG		9.12								
		Physical Collocation - Fiber Entrance Cable Installation, per Fiber			CLO	PE1ED		3.90								
VIRTUAL COLLOCATION																
		Application														
		Virtual Collocation - Application Fee			AMTFS	EAF		609.52		0.59						
		Virtual Collocation - Co-Carrier Cross Connects/Direct Connect, Application Fee, per application			AMTFS	VE1CA		583.18								
		Virtual Collocation Administrative Only - Application Fee			AMTFS	VE1AF		609.52								
Space Preparation																
		Virtual Collocation - Floor Space, per sq. ft.			AMTFS	ESPVX		4.52								
Power																
		Virtual Collocation - Power, per fused amp			AMTFS	ESPAX		4.78								
Cross Connects (Cross Connects, Co-Carrier Cross Connects, and Ports)																
		Virtual Collocation - 2-wire cross-connect, loop, provisioning			UEANL, UEA, UDN, UAL, UHL, UCL, UEQ, UNCVX, UNCDX, UNCNX	UEAC2		0.0188								
		Virtual Collocation - 4-wire cross-connect, loop, provisioning			UEA, UHL, UCL, UDL, UNCVX, UNCDX	UEAC4		0.0375								

COLLOCATION - Georgia											Attachment: 4 Exh B					
CATEGORY	RATE ELEMENTS		Interim	Zone	BCS	USOC	RATES(\$)				Svc Order Submitted Elec per LSR	Svc Order Submitted Manually per LSR	Incremental Charge - Manual Svc Order vs. Electronic-1st	Incremental Charge - Manual Svc Order vs. Electronic-Add'l	Incremental Charge - Manual Svc Order vs. Electronic-Disc 1st	Incremental Charge - Manual Svc Order vs. Electronic-Disc Add'l
							Rec	Nonrecurring		Nonrecurring Disconnect		OSS Rates(\$)				
								First	Add'l	First	Add'l	SOME C	SOMAN	SOMAN	SOMAN	SOMAN
		Virtual collocation - Special Access & UNE, cross-connect per DS1			ULR, UXTD1, UNC1X, ULDD1, U1TD1, USLEL, UNLD1, USL, UEPEX, UEPDX	CNC1X	0.3726									
		Virtual collocation - Special Access & UNE, cross-connect per DS3			USL, UE3, U1TD3, UXTS1, UXTD3, UNC3X, UNCSX, ULDD3, U1TS1, ULDS1, UDLSX, UNLD3	CND3X	4.06									
		Virtual Collocation - 2-Fiber Cross Connects			UDL12, UDLO3, U1T48, U1T12, U1TO3, ULDO3, ULD12, ULD48, UDF	CNC2F	1.73									
		Virtual Collocation - 4-Fiber Cross Connects			UDL12, UDLO3, U1T48, U1T12, U1TO3, ULDO3, ULD12, ULD48, UDF	CNC4F	3.45									
		Virtual Collocation - Co-Carrier Cross Connects/Direct Connect - Fiber Cable Support Structure, per linear foot, per cable			AMTFS	VE1CB	0.001									
		Virtual Collocation - Co-Carrier Cross Connects/Direct Connect - Copper/Coax Cable Support Structure, per linear foot, per cable			AMTFS	VE1CD	0.0015									
		Virtual Collocation 2-Wire Cross Connect, Port			UEPSX, UEPSB, UEPSA, UEPSP, UEPSP, UEP2C	VE1R2	0.0188									
		Virtual Collocation 4-Wire Cross Connect, Port			UEPDD, UEPEX	VE1R4	0.0375									
CFA																
		Virtual Collocation - CFA Information Resend Request, per Premises, per Arrangement, per request			AMTFS	VE1QR		77.42								
Cable Records - Note: The rates in the First & Additional columns will actually be billed as "Initial I" & "Subsequent S" respectively																
		Virtual Collocation Cable Records - per request			AMTFS	VE1BA		743.65	478.06	125.75						
		Virtual Collocation Cable Records - VG/DS0 Cable, per cable record			AMTFS	VE1BB		317.60		177.77						
		Virtual Collocation Cable Records - VG/DS0 Cable, per each 100 pair			AMTFS	VE1BC		4.48		5.30						
		Virtual Collocation Cable Records - DS1, per T1TIE			AMTFS	VE1BD		2.22		2.63						
		Virtual Collocation Cable Records - DS3, per T3TIE			AMTFS	VE1BE		7.76		9.19						
		Virtual Collocation Cable Records - Fiber Cable, per 99 fiber records			AMTFS	VE1BF		83.45		73.57						
		Virtual Collocation Cable Records - CAT 5/RJ45			AMTFS	VE1B5		2.22		2.63						
Security																
		Virtual collocation - Security escort, basic time, normally scheduled work hours			AMTFS	SPTBX		16.52	10.83							
		Virtual collocation - Security escort, overtime, outside of normally scheduled work hours on a normal working day			AMTFS	SPTOX		21.92	14.19							
		Virtual collocation - Security escort, premium time, outside of a scheduled work day			AMTFS	SPTPX		27.31	17.55							
Maintenance																
		Virtual collocation - Maintenance in CO - Basic, per half hour			AMTFS	CTRLX		26.54	10.83							
		Virtual collocation - Maintenance in CO - Overtime, per half hour			AMTFS	SPTOM		35.44	14.19							
		Virtual collocation - Maintenance in CO - Premium per half hour			AMTFS	SPTPM		44.34	17.55							
Entrance Cable																

COLLOCATION - Georgia

CATEGORY	RATE ELEMENTS	Interi m	Zone	BCS	USOC	RATES(\$)				Svc Order Submitted Elec per LSR	Svc Order Submitted Manually per LSR	Incremental Charge - Manual Svc Order vs. Electronic- 1st	Incremental Charge - Manual Svc Order vs. Electronic- Add'l	Incremental Charge - Manual Svc Order vs. Electronic- Disc 1st	Incremental Charge - Manual Svc Order vs. Electronic- Disc Add'l
						Rec	Nonrecurring		Nonrecurring Disconnect		OSS Rates(\$)				
							First	Add'l	First	Add'l	SOME C	SOMAN	SOMAN	SOMAN	SOMAN
	Virtual Collocation - Cable Installation Charge, per cable			AMTFS	ESPCX		736.93		21.51						
	Virtual Collocation - Cable Support Structure, per cable			AMTFS	ESPSX	7.57									
	Virtual Collocation, Entrance Cable Support Structure, Copper, per each 100 pairs or fraction thereof (CO Manhole to Frame)			AMTFS	VE1EE	0.23									
	Virtual Collocation, Entrance Cable Installation, Copper, per Cable (CO Manhole to Frame)			AMTFS	VE1EF		755.15		21.51						
	Virtual Collocation, Entrance Cable Installation, Copper, per each 100 pairs or fraction thereof (CO Manhole to Frame)			AMTFS	VE1EG	9.12									
COLLOCATION IN THE REMOTE SITE															
	Physical Remote Site Collocation														
	Physical Collocation in the Remote Site - Application Fee			CLORS	PE1RA		300.61		132.62						
	Cabinet Space in the Remote Site per Bay/ Rack			CLORS	PE1RB	143.23									
	Physical Collocation in the Remote Site - Security Access - Key			CLORS	PE1RD		13.20								
	Physical Collocation in the Remote Site - Space Availability Report per Premises Requested			CLORS	PE1SR		109.94								
	Physical Collocation in the Remote Site - Remote Site CLLI Code Request, per CLLI Code Requested			CLORS	PE1RE		36.04								
	Remote Site DLEC Data (BRSD), per Compact Disk, per CO			CLORS	PE1RR		116.64								
	Physical Collocation - Security Escort for Basic Time - normally scheduled work, per half hour			CLORS	PE1BT		16.52	10.83							
	Physical Collocation - Security Escort for Overtime - outside of normally scheduled working hours on a scheduled work day, per half hour			CLORS	PE1OT		21.92	14.19							
	Physical Collocation - Security Escort for Premium Time - outside of scheduled work day, per half hour			CLORS	PE1PT		27.31	17.55							
	Adjacent Remote Site Collocation														
	Remote Site-Adjacent Collocation-Application Fee			CLORS	PE1RU		755.62	755.62							
	Remote Site-Adjacent Collocation - Real Estate, per square foot			CLORS	PE1RT	0.134									
	Remote Site-Adjacent Collocation - AC Power, per breaker amp			CLORS	PE1RS	6.27									
NOTE: If Security Escort and/or Add'l Engineering Fees become necessary for adjacent remote site collocation, the Parties will negotiate appropriate rates.															
	Virtual Remote Site Collocation														
	Virtual Collocation in the Remote Site - Application Fee			VE1RS	VE1RB		300.61		132.62						
	Virtual Collocation in the Remote Site - Per Bay/Rack of Space			VE1RS	VE1RC	143.23									
	Virtual Collocation in the Remote Site - Space Availability Report per Premises requested			VE1RS	VE1RR		109.94								
	Virtual Collocation in the Remote Site - Remote Site CLLI Code Request, per CLLI Code Requested			VE1RS	VE1RL		36.04								
ADJACENT COLLOCATION															
	Adjacent Collocation - Space Charge per Sq. Ft.			CLOAC	PE1JA	0.164									
	Adjacent Collocation - Electrical Facility Charge per Linear Ft.			CLOAC	PE1JC	4.01									
	Adjacent Collocation - 2-Wire Cross-Connects			UEANL,UEQ,UEA,UCL, UAL, UHL, UDN	PE1JE	0.0172									
	Adjacent Collocation - 4-Wire Cross-Connects			UEA,UHL,UDL,UCL	PE1JF	0.0344									
	Adjacent Collocation - DS1 Cross-Connects			USL	PE1JG	0.3608									
	Adjacent Collocation - DS3 Cross-Connects			UE3	PE1JH	4.73									
	Adjacent Collocation - 2-Fiber Cross-Connect			CLOAC	PE1JJ	1.66									
	Adjacent Collocation - 4-Fiber Cross-Connect			CLOAC	PE1JK	3.24									
	Adjacent Collocation - Application Fee			CLOAC	PE1JB		1,382.19		0.50						
	Adjacent Collocation - 120V, Single Phase Standby Power Rate per AC Breaker Amp			CLOAC	PE1JL	5.14									
	Adjacent Collocation - 240V, Single Phase Standby Power Rate per AC Breaker Amp			CLOAC	PE1JM	10.30									

COLLOCATION - Georgia												Attachment: 4 Exh B			
CATEGORY	RATE ELEMENTS	Interim	Zone	BCS	USOC	RATES(\$)				Svc Order Submitted Elec per LSR	Svc Order Submitted Manually per LSR	Incremental Charge - Manual Svc Order vs. Electronic-1st	Incremental Charge - Manual Svc Order vs. Electronic-Add'l	Incremental Charge - Manual Svc Order vs. Electronic-Disc 1st	Incremental Charge - Manual Svc Order vs. Electronic-Disc Add'l
						Rec	Nonrecurring		Nonrecurring Disconnect		OSS Rates(\$)				
							First	Add'l	First	Add'l	SOME C	SOMAN	SOMAN	SOMAN	SOMAN
	Adjacent Collocation - 120V, Three Phase Standby Power Rate per AC Breaker Amp			CLOAC	PE1JN	15.44									
	Adjacent Collocation - 277V, Three Phase Standby Power Rate per AC Breaker Amp			CLOAC	PE1JO	35.65									
	Adjacent Collocation - 240V, Three Phase Standby Power Rate per AC Breaker Amp			CLOAC	PE1JD	35.65									
Note: Rates displaying an "I" in Interim column are interim as a result of a Commission order.															

COLLOCATION - Kentucky

CATEGORY		RATE ELEMENTS	Interi m	Zone	BCS	USOC	RATES(\$)				Svc Order Submitted Elec per LSR	Svc Order Submitted Manually per LSR	Incremental Charge - Manual Svc Order vs. Electronic- 1st	Incremental Charge - Manual Svc Order vs. Electronic- Add'l	Incremental Charge - Manual Svc Order vs. Electronic- Disc 1st	Incremental Charge - Manual Svc Order vs. Electronic- Disc Add'l
							Rec	Nonrecurring		Nonrecurring Disconnect		OSS Rates(\$)				
								First	Add'l	First	Add'l	SOMEc	SOMAN	SOMAN	SOMAN	SOMAN
PHYSICAL COLLOCATION																
	Application															
		Physical Collocation - Initial Application Fee			CLO	PE1BA		3,773.54		1.01						
		Physical Collocation - Subsequent Application Fee			CLO	PE1CA		3,145.35		1.01						
		Physical Collocation - Co-Carrier Cross Connects/Direct Connect, Application Fee, per application			CLO	PE1DT		584.20								
		Physical Collocation Administrative Only - Application Fee			CLO	PE1BL		742.12								
		Physical Collocation - Application Cost, Simple Augment			CLO	PE1KS		594.98		1.21						
		Physical Collocation - Application Cost, Minor Augment			CLO	PE1KM		834.26		1.21						
		Physical Collocation - Application Cost, Intermediate Augment			CLO	PE1K1		1,059.00		1.21						
		Physical Collocation - Application Cost - Major Augment			CLO	PE1KJ		2,412.00		1.21						
	Space Preparation															
		Physical Collocation - Floor Space, per sq feet			CLO	PE1PJ		7.99								
		Physical Collocation - Space Enclosure, welded wire, first 50 square feet			CLO	PE1BX		166.83								
		Physical Collocation - Space enclosure, welded wire, first 100 square feet			CLO	PE1BW		184.97								
		Physical Collocation - Space enclosure, welded wire, each additional 50 square feet			CLO	PE1CW		18.14								
		Physical Collocation - Space Preparation - C.O. Modification per square ft.			CLO	PE1SK		2.32								
		Physical Collocation - Space Preparation, Common Systems Modifications-Cageless, per square foot			CLO	PE1SL		3.26								
		Physical Collocation - Space Preparation - Common Systems Modifications-Caged, per cage			CLO	PE1SM		110.57								
		Physical Collocation - Space Preparation - Firm Order Processing			CLO	PE1SJ		1,206.07								
		Physical Collocation - Space Availability Report, per Central Office Requested			CLO	PE1SR		2,158.67								
	Power															
		Physical Collocation - Power, -48V DC Power - per Fused Amp Requested			CLO	PE1PL		8.06								
		Physical Collocation - Power, 120V AC Power, Single Phase, per Breaker Amp			CLO	PE1FB		5.44								
		Physical Collocation - Power, 240V AC Power, Single Phase, per Breaker Amp			CLO	PE1FD		10.88								
		Physical Collocation - Power, 120V AC Power, Three Phase, per Breaker Amp			CLO	PE1FE		16.32								
		Physical Collocation - Power, 277V AC Power, Three Phase, per Breaker Amp			CLO	PE1FG		37.68								
Cross Connects (Cross Connects, Co-Carrier Cross Connects, and Ports)																
					UEANL,UEQ, UNCNX, UEA, UCL, UAL, UHL, UDN, UNCVX											
		Physical Collocation - 2-wire cross-connect, loop, provisioning				PE1P2	0.0333	24.68	23.68	12.14	10.95					
		Physical Collocation - 4-wire cross-connect, loop, provisioning				PE1P4	0.0665	24.88	23.82	12.77	11.46					
					WDS1L, WDS1S, UXTD1, ULDD1, USLEL, UNLD1, U1TD1, UNC1X, UEPSR, UEPSB, UEPSE, UEPS, USL, UEPEX, UEPDX											
		Physical Collocation -DS1 Cross-Connect for Physical Collocation, provisioning				PE1P1	1.48	44.23	31.98	12.81	11.57					

COLLOCATION - Kentucky

CATEGORY	RATE ELEMENTS	Inter m	Zone	BCS	USOC	RATES(\$)				Svc Order Submitted Elec per LSR	Svc Order Submitted Manually per LSR	Incremental Charge - Manual Svc Order vs. Electronic- 1st	Incremental Charge - Manual Svc Order vs. Electronic- Add'l	Incremental Charge - Manual Svc Order vs. Electronic- Disc 1st	Incremental Charge - Manual Svc Order vs. Electronic- Disc Add'l
						Rec	Nonrecurring		Nonrecurring Disconnect		OSS Rates(\$)				
							First	Add'l	First	Add'l	SOMEc	SOMAN	SOMAN	SOMAN	SOMAN
	Physical Collocation - Cable Records, Fiber Cable, per cable record (maximum 99 records)			CLO	PE1CB		169.63		154.85						
	Physical Collocation, Cable Records,CAT5/RJ45			CLO	PE1C5		4.52		5.54						
	Virtual to Physical														
	Physical Collocation - Virtual to Physical Collocation Relocation, per Voice Grade Circuit			CLO	PE1BV		33.00								
	Physical Collocation - Virtual to Physical Collocation Relocation, per DSO Circuit			CLO	PE1BO		33.00								
	Physical Collocation - Virtual to Physical Collocation Relocation, per DS1 Circuit			CLO	PE1B1		52.00								
	Physical Collocation - Virtual to Physical Collocation Relocation, per DS3 Circuit			CLO	PE1B3		52.00								
	Physical Collocation - Virtual to Physical Collocation In-Place, Per Voice Grade Circuit			CLO	PE1BR		23.00								
	Physical Collocation Virtual to Physical Collocation In-Place, Per DSO Circuit			CLO	PE1BP		23.00								
	Physical Collocation - Virtual to Physical Collocation In-Place, Per DS1 Circuit			CLO	PE1BS		33.00								
	Physical Collocation - Virtual to Physical Collocation In-Place, per DS3 Circuit			CLO	PE1BE		37.00								
	Entrance Cable														
	Physical Collocation - Fiber Cable Installation, Pricing, non-recurring charge, per Entrance Cable			CLO	PE1BD		1,729.11		45.16						
	Physical Collocation - Fiber Cable Support Structure, per Entrance Cable			CLO	PE1PM	19.86									
	Physical Collocation - Fiber Entrance Cable Installation, per Fiber			CLO	PE1ED		7.75								
VIRTUAL COLLOCATION															
	Application														
	Virtual Collocation - Application Fee			AMTFS	EAF		2,419.86		1.01						
	Virtual Collocation - Co-Carrier Cross Connects/Direct Connect, Application Fee, per application			AMTFS	VE1CA		584.20								
	Virtual Collocation Administrative Only - Application Fee			AMTFS	VE1AF		742.12								
	Space Preparation														
	Virtual Collocation - Floor Space, per sq. ft.			AMTFS	ESPVX	7.99									
	Power														
	Virtual Collocation - Power, per fused amp			AMTFS	ESPAX	8.06									
	Cross Connects (Cross Connects, Co-Carrier Cross Connects, and Ports)														
	Virtual Collocation - 2-wire cross-connect, loop, provisioning			UEANL, UEA, UDN, UAL, UHL, UCL, UEQ, UNCVX, UNCDX, UNCNCX	UEAC2	0.0309	24.68	23.68	12.14	10.95					
	Virtual Collocation - 4-wire cross-connect, loop, provisioning			UEA, UHL, UCL, UDL, UNCVX, UNCDX	UEAC4	0.0619	24.88	23.82	12.77	11.46					
	Virtual collocation - Special Access & UNE, cross-connect per DS1			ULR, UXTD1, UNC1X, ULDD1, U1TD1, USLEL, UNLD1, USL, UEPEX, UEPDX	CNC1X	1.48	44.23	31.98	12.81	11.57					
	Virtual collocation - Special Access & UNE, cross-connect per DS3			USL, UE3, U1TD3, UXTS1, UXTD3, UNC3X, UNCSX, ULDD3, U1TS1, ULDS1, UDLSX, UNLD3	CND3X	18.89	41.93	30.51	14.75	11.83					

COLLOCATION - Kentucky											Attachment: 4 Exh B				
CATEGORY	RATE ELEMENTS	Interi m	Zone	BCS	USOC	RATES(\$)				Svc Order Submitted Elec per LSR	Svc Order Submitted Manually per LSR	Incremental Charge - Manual Svc Order vs. Electronic- 1st	Incremental Charge - Manual Svc Order vs. Electronic- Add'l	Incremental Charge - Manual Svc Order vs. Electronic- Disc 1st	Incremental Charge - Manual Svc Order vs. Electronic- Disc Add'l
						Rec	Nonrecurring		Nonrecurring Disconnect		OSS Rates(\$)				
							First	Add'l	First	Add'l	SOMEc	SOMAN	SOMAN	SOMAN	SOMAN
	Virtual Collocation - 2-Fiber Cross Connects			UDL12, UDLO3, U1T48, U1T12, U1TO3, ULDO3, ULD12, ULD48, UDF	CNC2F	3.80	41.94	30.51	14.76	11.84					
	Virtual Collocation - 4-Fiber Cross Connects			UDL12, UDLO3, U1T48, U1T12, U1TO3, ULDO3, ULD12, ULD48, UDF	CNC4F	7.59	51.29	39.87	19.41	16.49					
	Virtual Collocation - Co-Carrier Cross Connects/Direct Connect - Fiber Cable Support Structure, per linear foot, per cable			AMTFS	VE1CB	0.0012									
	Virtual Collocation - Co-Carrier Cross Connects/Direct Connect - Copper/Coax Cable Support Structure, per linear foot, per cable			AMTFS	VE1CD	0.0018									
	Virtual Collocation 2-Wire Cross Connect, Port			UEPSX, UEPSB, UEPSE, UEPSP, UEPSR, UEP2C	VE1R2	0.0309	24.68	23.68	12.14	10.95					
	Virtual Collocation 4-Wire Cross Connect, Port			UEPDD, UEPEX	VE1R4	0.0619	24.88	23.82	12.77	11.46					
CFA															
	Virtual Collocation - CFA Information Resend Request, per Premises, per Arrangement, per request			AMTFS	VE1QR		77.55								
Cable Records - Note: The rates in the First & Additional columns will actually be billed as "Initial I" & "Subsequent S" respectively															
	Virtual Collocation Cable Records - per request			AMTFS	VE1BA		1,524.45	980.01	267.02						
	Virtual Collocation Cable Records - VG/DS0 Cable, per cable record			AMTFS	VE1BB		656.37		379.70						
	Virtual Collocation Cable Records - VG/DS0 Cable, per each 100 pair			AMTFS	VE1BC		9.65		11.84						
	Virtual Collocation Cable Records -DS1, per T1TIE			AMTFS	VE1BD		4.52		5.54						
	Virtual Collocation Cable Records - DS3, per T3TIE			AMTFS	VE1BE		15.81		19.39						
	Virtual Collocation Cable Records - Fiber Cable, per 99 fiber records			AMTFS	VE1BF		169.63		154.85						
	Virtual Collocation Cable Records - CAT 5/RJ45			AMTFS	VE1B5		4.52		5.54						
Security															
	Virtual collocation - Security escort, basic time, normally scheduled work hours			AMTFS	SPTBX		33.98	21.53							
	Virtual collocation - Security escort, overtime, outside of normally scheduled work hours on a normal working day			AMTFS	SPTOX		44.26	27.81							
	Virtual collocation - Security escort, premium time, outside of a scheduled work day			AMTFS	SPTPX		54.54	34.09							
Maintenance															
	Virtual collocation - Maintenance in CO - Basic, per half hour			AMTFS	CTRLX		56.07	21.53							
	Virtual collocation - Maintenance in CO - Overtime, per half hour			AMTFS	SPTOM		73.23	27.81							
	Virtual collocation - Maintenance in CO - Premium per half hour			AMTFS	SPTPM		90.39	34.09							
Entrance Cable															
	Virtual Collocation - Cable Installation Charge, per cable			AMTFS	ESPCX		1,729.11		45.16						
	Virtual Collocation - Cable Support Structure, per cable			AMTFS	ESPSX	17.38									
COLLOCATION IN THE REMOTE SITE															
Physical Remote Site Collocation															
	Physical Collocation in the Remote Site - Application Fee			CLORS	PE1RA		617.78		338.89						
	Cabinet Space in the Remote Site per Bay/ Rack			CLORS	PE1RB	219.67									
	Physical Collocation in the Remote Site - Security Access - Key			CLORS	PE1RD		26.29								
	Physical Collocation in the Remote Site - Space Availability Report per Premises Requested			CLORS	PE1SR		232.64								

COLLOCATION - Kentucky											Attachment: 4 Exh B					
CATEGORY	RATE ELEMENTS	Interim	Zone	BCS	USOC	RATES(\$)				Svc Order Submitted Elec per LSR	Svc Order Submitted Manually per LSR	Incremental Charge - Manual Svc Order vs. Electronic-1st	Incremental Charge - Manual Svc Order vs. Electronic-Add'l	Incremental Charge - Manual Svc Order vs. Electronic-Disc 1st	Incremental Charge - Manual Svc Order vs. Electronic-Disc Add'l	
						Rec	Nonrecurring		Nonrecurring Disconnect		OSS Rates(\$)					
							First	Add'l	First	Add'l	SOMEc	SOMAN	SOMAN	SOMAN	SOMAN	SOMAN
	Physical Collocation in the Remote Site - Remote Site CLLI Code Request, per CLLI Code Requested			CLORS	PE1RE		75.40									
	Remote Site DLEC Data (BRSDD), per Compact Disk, per CO			CLORS	PE1RR		233.42									
	Physical Collocation - Security Escort for Basic Time - normally scheduled work, per half hour			CLORS	PE1BT		33.98	21.53								
	Physical Collocation - Security Escort for Overtime - outside of normally scheduled working hours on a scheduled work day, per half hour			CLORS	PE1OT		44.26	27.81								
	Physical Collocation - Security Escort for Premium Time - outside of scheduled work day, per half hour			CLORS	PE1PT		54.54	34.09								
	Adjacent Remote Site Collocation															
	Remote Site-Adjacent Collocation-Application Fee			CLORS	PE1RU		755.62	755.62								
	Remote Site-Adjacent Collocation - Real Estate, per square foot			CLORS	PE1RT	0.134										
	Remote Site-Adjacent Collocation - AC Power, per breaker amp			CLORS	PE1RS	6.27										
	NOTE: If Security Escort and/or Add'l Engineering Fees become necessary for adjacent remote site collocation, the Parties will negotiate appropriate rates.															
	Virtual Remote Site Collocation															
	Virtual Collocation in the Remote Site - Application Fee			VE1RS	VE1RB		615.60		337.70							
	Virtual Collocation in the Remote Site - Per Bay/Rack of Space			VE1RS	VE1RC	224.41										
	Virtual Collocation in the Remote Site - Space Availability Report per Premises requested			VE1RS	VE1RR		231.82									
	Virtual Collocation in the Remote Site - Remote Site CLLI Code Request, per CLLI Code Requested			VE1RS	VE1RL		75.13									
	ADJACENT COLLOCATION															
	Adjacent Collocation - Space Charge per Sq. Ft.			CLOAC	PE1JA	0.0173										
	Adjacent Collocation - Electrical Facility Charge per Linear Ft.			CLOAC	PE1JC	5.35										
	Adjacent Collocation - 2-Wire Cross-Connects			UEANL,UEQ,UEA,UCL, UAL, UHL, UDN	PE1JE	0.0258	24.68	23.68	12.14	10.95						
	Adjacent Collocation - 4-Wire Cross-Connects			UEA,UHL,UDL,UCL	PE1JF	0.0515	24.88	23.82	12.77	11.46						
	Adjacent Collocation - DS1 Cross-Connects			USL	PE1JG	1.37	44.23	31.98	12.81	11.57						
	Adjacent Collocation - DS3 Cross-Connects			UE3	PE1JH	18.61	41.93	30.51	14.75	11.83						
	Adjacent Collocation - 2-Fiber Cross-Connect			CLOAC	PE1JJ	3.15	41.93	30.51	14.76	11.84						
	Adjacent Collocation - 4-Fiber Cross-Connect			CLOAC	PE1JK	6.02	51.29	39.87	19.41	16.49						
	Adjacent Collocation - Application Fee			CLOAC	PE1JB		3,165.50									
	Adjacent Collocation - 120V, Single Phase Standby Power Rate per AC Breaker Amp			CLOAC	PE1JL	5.44										
	Adjacent Collocation - 240V, Single Phase Standby Power Rate per AC Breaker Amp			CLOAC	PE1JM	10.88										
	Adjacent Collocation - 120V, Three Phase Standby Power Rate per AC Breaker Amp			CLOAC	PE1JN	16.32										
	Adjacent Collocation - 277V, Three Phase Standby Power Rate per AC Breaker Amp			CLOAC	PE1JO	37.68										
	Note: Rates displaying an "I" in Interim column are interim as a result of a Commission order.															

ATTACHMENT 5

ACCESS TO NUMBERS AND NUMBER PORTABILITY

TABLE OF CONTENTS

1.	NON-DISCRIMINATORY ACCESS TO TELEPHONE NUMBERS.....	3
2.	NUMBER PORTABILITY PERMANENT SOLUTION	3
3.	OPERATIONAL SUPPORT SYSTEM (OSS) RATES	5

ACCESS TO NUMBERS AND NUMBER PORTABILITY

1. NON-DISCRIMINATORY ACCESS TO TELEPHONE NUMBERS

- 1.1 During the term of this Agreement, where Comcast Phone is utilizing its own switch, Comcast Phone shall contact the North American Numbering Plan Administrator, NeuStar, for the assignment of numbering resources. In order to be assigned a Central Office Code, Comcast Phone will be required to complete the Central Office Code (NXX) Assignment Request and Confirmation Form (Code Request Form) in accordance with Industry Numbering Committee's Central Office Code (NXX) Assignment Guidelines (INC 95-0407-008).
- 1.2 Where BellSouth provides local switching or resold services to Comcast Phone, BellSouth will provide Comcast Phone with on-line access to intermediate telephone numbers as defined by applicable FCC rules and regulations on a first come first served basis. Comcast Phone acknowledges that such access to numbers shall be in accordance with the appropriate FCC rules and regulations. Comcast Phone acknowledges that there may be instances where there is a shortage of telephone numbers in a particular rate center; and in such instances, BellSouth may request that Comcast Phone return unused intermediate numbers to BellSouth. Comcast Phone shall return unused intermediate numbers to BellSouth upon BellSouth's request. BellSouth shall make all such requests on a nondiscriminatory basis.
- 1.3 BellSouth will allow Comcast Phone to designate up to 100 intermediate telephone numbers per rate center for Comcast Phone's sole use. Assignment, reservation and use of telephone numbers shall be governed by applicable FCC rules and regulations. Comcast Phone acknowledges that there may be instances where there is a shortage of telephone numbers in a particular rate center and BellSouth, on a non-discriminatory basis, has the right to limit access to blocks of intermediate telephone numbers. These instances include: 1) where jeopardy status has been declared by the North American Numbering Plan (NANP) for a particular Numbering Plan Area (NPA); or 2) where a rate center has less than six months supply of numbering resources.

2. NUMBER PORTABILITY PERMANENT SOLUTION

- 2.1 Each Party shall use reasonable efforts to facilitate the expeditious deployment of Local Number Portability ("LNP") consistent with the processes and implementation schedules for LNP deployment prescribed by the FCC. In connection with the provision of LNP, the Parties agree to support and comply with all relevant requirements or guidelines that may be adopted by the state Commission or the FCC. Such requirements and guidelines include, but are not

limited to, ordering and provisioning process flows, SMS administration, NPAC administration, regression testing, and network architecture as described in the Second Report and Order (FCC 97-289). The Parties shall implement the generic requirements for LNP as ordered by the FCC and recommended by the NANC. The Parties shall work cooperatively to implement standards adopted by the North American Numbering Council ("NANC") or telecommunications industry fora.

- 2.2 The requirements for LNP shall include the following:
 - 2.2.1 Subscribers must be able to change local service providers and retain the same telephone number(s) consistent with FCC Rules and Regulations.
- 2.3 SMS Administration. The Parties will work cooperatively with other local service providers to establish and maintain contracts for the LNP Service Management System ("SMS").
- 2.4 Network Architecture
 - 2.4.1 Architecture shall be consistent with the FCC's 2nd Report and Order.
- 2.5 Signaling. In connection with LNP, each Party agrees to use SS7 signaling in accordance with applicable FCC Rules and Orders.
- 2.6 N-1 Query. BellSouth and Comcast Phone will adhere to the NANC recommendations as adopted by the FCC in Order No. 97-298, released August 18, 1997.
- 2.7 Porting of Reserved Numbers and Suspended Lines. Customers of each Party may port numbers, via LNP, that are in a denied state or that are on suspend status. In addition, Customers of each Party may port reserved numbers that the Customer has paid to reserve. Portable reserved numbers are identified on the Customer's CSR. In anticipation of porting from one Party to the other Party, a Party's subscriber may reserve additional telephone numbers and include them with the numbers that are subsequently ported to the other Party. It is not necessary to restore a denied number before it is ported.
- 2.8 Splitting of Number Groups. If blocks of subscriber numbers (including, but not limited to, DID numbers and MultiServ groups) are split in connection with an LNP request, the Parties shall permit such splitting. BellSouth and Comcast Phone shall offer number portability to customers for any portion of an existing block of DID numbers without being required to port the entire block of numbers. BellSouth and Comcast Phone shall permit end-users who port a portion of DID numbers to retain DID service on the remaining portion of numbers. If a Party requests porting a range of DID numbers smaller than a whole block, that Party shall pay the applicable charges for doing so as set forth in Attachment 2 of this

Agreement. In the event a rate is not available then the Parties shall negotiate a rate for such services.

- 2.9 Intercept Announcement - Cause Code 26. If a call to a ported number is routed to either Party's switch, even though the LRN signaled on the call is for the receiving Party's switch, then the receiving Party's switch will provide Cause Code 26 treatment either (i) by playing an appropriate intercept announcement; or (ii) by releasing the call back to the originating switch with the release cause shown as Code 26. The intercept announcement played in this situation will suggest that the call be re-tried at a later time; the caller must not be encouraged to immediately retry the call. This Section 2.9 shall not relieve the Parties of any of their LNP duties and obligations as set forth in this Section 2.
- 2.10 End User Line Charge. Where Comcast Phone subscribes to BellSouth's local switching, BellSouth shall bill and Comcast Phone shall pay the end user line charge associated with implementing PNP as set forth in BellSouth's FCC Tariff No. 1. This charge is not subject to the resale discount set forth in Attachment 1 of this Agreement.
- 2.11 BellSouth and Comcast Phone will adhere to the process flows and cutover guidelines as ordered by the FCC or as recommended by industry standard fora. BellSouth and Comcast Phone will work cooperatively to implement changes to LNP process flows ordered by the FCC or as recommended by standard industry fora addressing LNP.
- 2.12 The Parties will set Local Routing Number (LRN) unconditional or 10-digit triggers where applicable. Where triggers are set, the porting Party will remove the ported number at the same time the trigger is removed.
- 2.13 A trigger order is a service order issued in advance of the porting of a number. A trigger order 1) initiates call queries to the AIN SS7 network in advance of the number being ported; and 2) provides for the new service provider to be in control of when a number ports.
- 2.14 Where triggers are not set, the Parties shall coordinate the porting of the number between service providers so as to minimize service interruptions to the end user.

3. OPERATIONAL SUPPORT SYSTEM (OSS) RATES

- 3.1 The terms, conditions and rates for OSS are as set forth in Attachment 2.

Attachment 6

**Pre-Ordering, Ordering, Provisioning,
Maintenance and Repair**

TABLE OF CONTENTS

1.	QUALITY OF PRE-ORDERING, ORDERING, PROVISIONING, MAINTENANCE AND REPAIR ...	3
2.	ACCESS TO OPERATIONS SUPPORT SYSTEMS	3
3.	MISCELLANEOUS	5

PRE-ORDERING, ORDERING, PROVISIONING, MAINTENANCE AND REPAIR

1. QUALITY OF PRE-ORDERING, ORDERING, PROVISIONING, MAINTENANCE AND REPAIR

- 1.1 BellSouth shall provide to Comcast Phone nondiscriminatory access to its Operations Support Systems (OSS) and the necessary information contained therein in order that Comcast Phone can perform the functions of pre-ordering, ordering, provisioning, maintenance and repair, and billing.. BellSouth shall provide Comcast Phone with all relevant documentation (manuals, user guides, specifications, etc.) regarding business rules and other formatting information as well as practices and procedures necessary to ensure requests are efficiently processed. All documentation will be readily accessible at BellSouth's interconnection website and are incorporated herein by reference. BellSouth shall ensure that its OSS are designed to accommodate access requests for both current and projected demand of Comcast Phone and other CLECs in the aggregate.
- 1.2 BellSouth shall provision services during its regular working hours. To the extent Comcast Phone requests provisioning of service to be performed outside BellSouth's regular working hours, or the work so requested requires BellSouth's technicians or Project Manager to work outside of regular working hours, overtime charges shall apply. Notwithstanding the foregoing, if such work is performed outside of regular working hours by a BellSouth technician or Project Manager during his or her scheduled shift and BellSouth does not incur any overtime charges in performing the work on behalf of Comcast Phone, BellSouth will not assess Comcast Phone additional charges beyond the rates and charges specified in this Agreement.

2. ACCESS TO OPERATIONS SUPPORT SYSTEMS

- 2.1 BellSouth shall provide Comcast Phone nondiscriminatory access to its OSS and the necessary information contained therein in order that Comcast Phone can perform the functions of pre-ordering, ordering, provisioning, maintenance and repair, and billing. BellSouth shall provide nondiscriminatory access to the OSS through manual and/or electronic interfaces as described in this Attachment. It is the sole responsibility of Comcast Phone to obtain the technical capability to access and utilize BellSouth's OSS interfaces. Specifications for Comcast Phone's access and use of BellSouth's electronic interfaces are set forth at BellSouth's interconnection website and are incorporated herein by reference.
- 2.1.1 Pre-Ordering. BellSouth will provide electronic access to its OSS and the information contained therein in order that Comcast Phone can perform the following pre-ordering functions: service address validation, telephone number selection, service and feature availability, due date information, customer record

information and loop makeup information. Mechanized access is provided by electronic interfaces whose specifications for access and use are set forth at BellSouth's interconnection website and are incorporated herein by reference. The process by which BellSouth and Comcast Phone will manage these electronic interfaces to include the development and introduction of new interfaces will be governed by the change management process as described below. Comcast Phone shall provide to BellSouth access to customer record information, including circuit numbers associated with each telephone number where applicable. Comcast Phone shall provide such information within four (4) hours after request via electronic access where available. If electronic access is not available, Comcast Phone shall provide to BellSouth paper copies of customer record information, including circuit numbers associated with each telephone number where applicable. If BellSouth requests the information before noon, the customer record information shall be provided the same day. If BellSouth requests the information after noon, the customer record information shall be provided by noon the following day.

2.1.2 The Parties agree not to view, copy, or otherwise obtain access to the customer record information of any customer without that customer's permission. The Parties will obtain access to customer record information only in strict compliance with applicable laws, rules, or regulations of the state in which the service is provided. Each party reserves the right to audit the other party's access to customer record information. If an audit of a Party's access to customer record information reveals that the audited Party is accessing customer record information without having obtained the proper End User authorization, the auditing Party upon reasonable notice to the audited party may take corrective action, including but not limited to suspending or terminating the provision of the information and the electronic access to OSS functionality. All such information obtained through an audit shall be deemed Information covered by the Proprietary and Confidential Information section in the General Terms and Conditions of this Agreement.

2.1.3 Ordering. BellSouth will make available to Comcast Phone electronic interfaces for the purpose of exchanging order information, including order status and completion notification, for non-complex and certain complex resale requests and certain network elements. Specifications for access and use of BellSouth's electronic interfaces are set forth at BellSouth's interconnection website and are incorporated herein by reference. The process by which BellSouth and Comcast Phone will manage these electronic interfaces to include the development and introduction of new interfaces will be governed by the change management process as described below.

2.1.4 Maintenance and Repair. BellSouth will make available to Comcast Phone electronic interfaces for the purpose of reporting and monitoring service troubles. Specifications for access and use of BellSouth's maintenance and repair electronic interfaces are set forth at BellSouth's interconnection website and are incorporated herein by reference. The process by which BellSouth and Comcast Phone will manage these electronic interfaces to include the development and introduction of new interfaces will be governed by the change management process as described

below. Requests for trouble repair are billed in accordance with the provisions of this Agreement. BellSouth and Comcast Phone agree to adhere to BellSouth's Operational Understanding, as amended from time to time during this Agreement and as incorporated herein by reference. The Operational Understanding may be accessed via BellSouth's interconnection website.

2.1.5 Billing. BellSouth will provide Comcast Phone nondiscriminatory access to billing information as specified in Attachment 7 to this Agreement.

2.2 Change Management. BellSouth and Comcast Phone agree that the collaborative change management process known as the Change Control Process (CCP) will be used to manage changes to existing BellSouth interfaces, introduction of new BellSouth interfaces and retirement of BellSouth interfaces. BellSouth and Comcast Phone agree to comply with the provisions of the documented Change Control Process as may be amended from time to time and incorporated herein by reference. The change management process will cover changes to BellSouth's electronic interfaces, BellSouth's testing environment, associated manual process improvements, and relevant documentation. The process will define a procedure for resolution of change management disputes. Documentation of the CCP as well as related information and processes will be clearly organized and readily accessible to Comcast Phone at BellSouth's interconnection website.

2.3 Rates. Charges for use of OSS shall be as set forth in this Agreement.

3. MISCELLANEOUS

3.1 Pending Orders. Orders placed in the hold or pending status by Comcast Phone will be held for a maximum of thirty (30) days from the date the order is placed on hold. After such time, Comcast Phone shall be required to submit a new service request. Incorrect or invalid requests returned to Comcast Phone for correction or clarification will be held for thirty (30) days. If Comcast Phone does not return a corrected request within thirty (30) days, BellSouth will cancel the request.

3.2 Single Point of Contact. Comcast Phone will be the single point of contact with BellSouth for ordering activity for network elements and other services used by Comcast Phone to provide services to its End Users, except that BellSouth may accept a request directly from another CLEC, or BellSouth, acting with authorization of the affected End User. Comcast Phone and BellSouth shall each execute a blanket letter of authorization with respect to customer requests so that prior proof of end-user authorization will not be necessary with every request (except in the case of a local service freeze). The Parties shall each be entitled to adopt their own internal processes for verification of customer authorization for requests, provided, however, that such processes shall comply with applicable state and federal law and industry and regulatory guidelines. Pursuant to a request from another carrier, BellSouth may disconnect any network element being used by Comcast Phone to provide service to that End User and may reuse such network elements or facilities to enable such other carrier to provide service to the End

User. BellSouth will notify Comcast Phone that such a request has been processed but will not be required to notify Comcast Phone in advance of such processing.

- 3.2.1 Neither BellSouth nor Comcast Phone shall prevent or delay an end-user from migrating to another carrier because of unpaid bills, denied service, or contract terms.
- 3.2.2 BellSouth shall return a Firm Order Confirmation (FOC) and Local Service Request (LSR) rejection/clarification within the intervals in accordance with the Service Quality Measurement (SQM) set forth in Attachment 9 of this Agreement.
- 3.2.3 Comcast Phone shall return a FOC to BellSouth within thirty-six (36) hours after Comcast Phone's receipt from BellSouth of a valid LSR.
- 3.2.4 Comcast Phone shall provide a Reject Response to BellSouth within twenty-four (24) hours after BellSouth's submission of an LSR which is incomplete or incorrectly formatted.
- 3.3 Use of Facilities. When a customer of Comcast Phone elects to discontinue service and to transfer service to another local exchange carrier, including BellSouth, BellSouth shall have the right to reuse the facilities provided to Comcast Phone by BellSouth. In addition, where BellSouth provides local switching, BellSouth may disconnect and reuse facilities when the facility is in a denied state and BellSouth has received a request to establish new service or transfer of service from a customer or a customer's CLEC at the same address served by the denied facility. BellSouth will notify Comcast Phone that such a request has been processed after the disconnect order has been completed.
- 3.4 Contact Numbers. The Parties agree to provide one another with toll-free nationwide (50 states) contact numbers for the purpose of ordering, provisioning and maintenance of services.
- 3.5 Subscription Functions. In cases where BellSouth performs subscription functions for an interexchange carrier (IXC) (i.e. PIC and LPIC changes via Customer Account Record Exchange (CARE)), BellSouth will in all possible instances provide the affected IXCs with the Operating Company Number (OCN) of the local provider for the purpose of obtaining End User billing account and other End User information required under subscription requirements.
 - 3.5.1 When Comcast Phone's End User, served by resale or loop and port combinations, changes its PIC or LPIC, and per BellSouth's FCC or state tariff the interexchange carrier elects to charge the End User the PIC or LPIC change charge, BellSouth will bill the PIC or LPIC change charge to Comcast Phone, which has the billing relationship with that End User, and Comcast Phone may pass such charge to the End User.

- 3.6 Cancellation Charges. If Comcast Phone cancels a request for network elements or resold services, any costs incurred by BellSouth in conjunction with the provisioning of that request will be recovered in accordance with BellSouth's Private Line Tariff or BellSouth's FCC No. 1 Tariff, Section 5.4, as applicable. Notwithstanding the foregoing, if Comcast Phone places an LSR based upon BellSouth's loop makeup information, and such information is inaccurate resulting in the inability of BellSouth to provision the network elements requested and another spare compatible facility cannot be found with the transmission characteristics of the network elements originally requested, cancellation charges described in this Section shall not apply. Where Comcast Phone places a single LSR for multiple network elements or services based upon loop makeup information, and information as to some, but not all, of the network elements or services is inaccurate, if BellSouth cannot provision the network elements or services that were the subject of the inaccurate loop makeup information, Comcast Phone may cancel its request for those network elements or services without incurring cancellation charges as described in this Section. In such instance, should Comcast Phone elect to cancel the entire LSR, cancellation charges as described in this Section shall apply to those elements and services that were not the subject of inaccurate loop makeup.
- 3.7 Service Date Advancement Charges (a.k.a. Expedites). For Service Date Advancement requests by Comcast Phone, Service Date Advancement charges will apply for intervals less than the standard interval as outlined in the BellSouth Product and Services Interval Guide. The charges as outlined in BellSouth's FCC No. 1 Tariff, Section 5, will apply as applicable.

Attachment 7

Billing

TABLE OF CONTENTS

1. PAYMENT AND BILLING ARRANGEMENTS.....	3
2. BILLING DISPUTES.....	10
3. REVENUE ACCOUNTING OFFICE (RAO) HOSTING	11
Rates.....	Exhibit A

BILLING

1. PAYMENT AND BILLING ARRANGEMENTS

The terms and conditions set forth in this Attachment shall apply to all services ordered and provisioned pursuant to this Agreement.

- 1.1 BellSouth will bill through the Carrier Access Billing System (CABS), Integrated Billing System (IBS) and/or the Customer Records Information Systems (CRIS) depending on the particular service(s) provided to Comcast Phone under this Agreement. BellSouth will format all bills in CABS Billing Output Specification (CBOS) Standard or CLUB/EDI format, depending on the type of service provided. For those services where standards have not yet been developed, BellSouth's billing format may change in accordance with applicable industry standards.
 - 1.1.1 For any service(s) BellSouth receives from Comcast Phone, Comcast Phone shall bill BellSouth in CBOS format.
 - 1.1.2 Any switched access charges associated with interexchange carrier access to the resold local exchange lines will be billed by, and due to BellSouth.
 - 1.1.3 BellSouth will render bills each month on established bill days for each of Comcast Phone's accounts. If either Party requests multiple billing media or additional copies of the bills, the billing Party will provide these at the rates set forth in BellSouth's FCC No. 1 Tariff, Section 13.3.6.3, except for resold services which shall be at the rates set forth in BellSouth's Non-Regulated Services Pricing List N6.
 - 1.1.4 BellSouth will bill Comcast Phone in advance for all services to be provided during the ensuing billing period except charges associated with service usage and nonrecurring charges, which will be billed in arrears.
 - 1.1.4.1 For resold services, charges for services will be calculated on an individual End User account level, including, if applicable, any charge for usage or usage allowances. BellSouth will also bill Comcast Phone, and Comcast Phone will be responsible for and remit to BellSouth, all charges applicable to said services including but not limited to 911 and E911 charges, End Users common line charges, federal subscriber line charges, telecommunications relay charges, and franchise fees, unless otherwise ordered by a Commission.
 - 1.1.5 BellSouth will not perform billing and collection services for Comcast Phone as a result of the execution of this Agreement.
- 1.2 Establishing Accounts. After submitting a credit profile and deposit, if required, and after receiving certification as a local exchange carrier from the appropriate Commission, Comcast Phone will provide the appropriate BellSouth advisory

team/local contract manager the necessary documentation to enable BellSouth to establish accounts for Local Interconnection, Network Elements and Other Services and/or resold services. Such documentation shall include the Application for Master Account, if applicable, proof of authority to provide telecommunications services, the appropriate Operating Company Numbers (OCN) for each state as assigned by the National Exchange Carriers Association (NECA), Carrier Identification Code (CIC), if applicable, Access Customer Name and Abbreviation (ACNA), if applicable, Blanket Letter of Authorization (LOA), Misdirected Number form, and a tax exemption certificate, if applicable. Notwithstanding anything to the contrary in this Agreement, Comcast Phone may not order services under a new account established in accordance with this Section 1.2 until thirty (30) days after all information specified in this Section 1.2 is received from Comcast Phone.

- 1.2.1 Company Identifiers. If Comcast Phone needs to change, add to, eliminate or convert its OCN(s), ACNAs and other identifying codes (collectively “Company Identifiers”) under which it operates when Comcast Phone has already been conducting business utilizing those Company Identifiers, Comcast Phone shall pay all just and reasonable charges as a result of such change, addition, elimination or conversion to the new Company Identifiers. Upon mutual agreement of the Parties, such change, addition, elimination or conversion to the new Company Identifiers may be done pursuant to a separately negotiated agreement. If no agreement can be mutually agreed upon, the aggrieved party may pursue the dispute resolution procedure outlined in this Agreement.
- 1.2.2 Tax Exemption. It is the responsibility of Comcast Phone to provide BellSouth with a properly completed tax exemption certificate at intervals required by the appropriate taxing authorities. A tax exemption certificate must be supplied for each individual Comcast Phone entity purchasing Services under this Agreement. Upon BellSouth’s receipt of a properly completed tax exemption certificate, subsequent billings to Comcast Phone will not include those taxes or fees from which Comcast Phone is exempt. Prior to receipt of a properly completed exemption certificate, BellSouth shall bill, and Comcast Phone shall pay all applicable taxes and fees. In the event that Comcast Phone believes that it is entitled to an exemption from and refund of taxes with respect to the amount billed prior to BellSouth’s receipt of a properly completed exemption certificate, BellSouth shall assign to Comcast Phone its rights to claim a refund of such taxes. If applicable law prohibits the assignment of tax refund rights or requires the claim for refund of such taxes to be filed by BellSouth, BellSouth shall, after receiving a written request from Comcast Phone and at Comcast Phone’s sole expense, pursue such refund claim on behalf of Comcast Phone, provided that Comcast Phone promptly reimburses BellSouth for any costs and expenses incurred by BellSouth in pursuing such refund claim, and provided further that BellSouth shall have the right to deduct any such outstanding costs and expenses from the amount of any refund obtained prior to remitting such refund to Comcast Phone. Comcast Phone shall be solely responsible for the computation, tracking, reporting and payment of

all taxes and fees associated with the services provided by Comcast Phone to its End Users.

- 1.3 Deposit Policy. Prior to the inauguration of service or, thereafter, upon BellSouth's request, Comcast Phone shall complete the BellSouth Credit Profile (BellSouth form) and provide information to BellSouth regarding Comcast Phone's credit and financial condition. Based on BellSouth's analysis, which analysis shall be preformed in a commercially reasonable manner, of the BellSouth Credit Profile and other relevant information regarding Comcast Phone's credit and financial condition, BellSouth reserves the right to require Comcast Phone to provide BellSouth with a suitable form of security deposit for Comcast Phone's account(s). If, in BellSouth's reasonable business judgment, circumstances so warrant and/or Comcast Phone's gross monthly billing has increased significantly, BellSouth reserves the right to request additional security (or to require a security deposit if none was previously requested). In determining an adverse material change, BellSouth may evaluate factors such as payment history with suppliers, bank relationships, audited financial statements ratios, years in business, management history, number of liens, suits or judgments and pay history with BellSouth. Such adverse material changes may not be measured based upon changes that alone would not be deemed material.
- 1.3.1 Security deposit shall take the form of cash, an Irrevocable Letter of Credit (BellSouth form), Surety Bond (BellSouth form) or, in BellSouth's sole discretion, some other form of security proposed by Comcast Phone. Any such security deposit shall in no way release Comcast Phone from its obligation to make complete and timely payments of its bill(s). If BellSouth requires Comcast Phone to provide a security deposit, Comcast Phone shall provide such security deposit prior to the inauguration of service or within fifteen (15) days of BellSouth's request, as applicable or as otherwise agreed to by the Parties. Deposit request notices will be sent to Comcast Phone via certified mail or overnight delivery. Such notice period will start the day after the deposit request notice is rendered by certified mail or overnight delivery. Interest on a cash security deposit shall accrue and be applied or refunded in accordance with the terms in BellSouth's General Subscriber Services Tariff (GSST).
- 1.3.1.1 If Comcast Phone establishes a consecutive twelve (12) month prompt payment history and then requests BellSouth to review Comcast Phone's credit risk status and if the review determines that payment manner and other factors used in a commercially reasonable manner indicate that Comcast Phone is no longer a credit risk, or if this Agreement is terminated, the deposit plus accrued interest to a cash deposit, if applicable, will be applied to Comcast Phone's account. Notwithstanding the foregoing, in the event that BellSouth is holding a security deposit under this Agreement at the time the Parties enter into a Subsequent Agreement containing a provision for payment of deposits, BellSouth may

continue to hold the deposit in accordance with such terms in the Subsequent Agreement.

- 1.3.2 Security deposits collected under this Section 1.3 shall not exceed two (2) months' estimated billing. Estimated billings are calculated based upon the monthly average of the previous six (6) months current billings, if Comcast Phone has received service from BellSouth during such period at a level comparable to that anticipated to occur over the next six (6) months. If either Comcast Phone or BellSouth has reason to believe that the level of service to be received during the next six (6) months will be materially higher or lower than received in the previous six (6) months, Comcast Phone and BellSouth shall agree on a level of estimated billings based on all relevant information.
- 1.3.3 In the event Comcast Phone fails to provide BellSouth with a suitable form of security deposit or additional security deposit as required herein, defaults on its account(s), or otherwise fails to make any payment or payments required under this Agreement in the manner and within the time required, service to Comcast Phone may be Suspended, Discontinued or Terminated in accordance with the terms of Section 1.5 below. Upon Termination of services, BellSouth shall apply any security deposit to Comcast Phone's final bill for its account(s) and refund any excess.
- 1.3.3.1 At least seven (7) days prior to the expiration of any letter of credit provided by Comcast Phone as security under this Agreement, Comcast Phone shall renew such letter of credit or provide BellSouth with evidence that Comcast Phone has obtained a suitable replacement for the letter of credit. If Comcast Phone fails to comply with the foregoing, BellSouth shall thereafter be authorized to draw down the full amount of such letter of credit and utilize the cash proceeds as security for Comcast Phone accounts(s). If Comcast Phone provides a security deposit or additional security deposit in the form of a surety bond as required herein, Comcast Phone shall renew the surety bond or provide BellSouth with evidence that Comcast Phone has obtained a suitable replacement for the surety bond at least seven (7) days prior to the cancellation date of the surety bond. If Comcast Phone fails to comply with the foregoing, BellSouth shall thereafter be authorized to take action on the surety bond and utilize the cash proceeds as security for Comcast Phone's account(s). If the credit rating of any bonding company that has provided Comcast Phone with a surety bond provided as security hereunder has fallen below B, BellSouth will provide written notice to Comcast Phone that Comcast Phone must provide a replacement bond or other suitable security within fifteen (15) days of BellSouth's written notice. If Comcast Phone fails to comply with the foregoing, BellSouth shall thereafter be authorized to take action on the surety bond and utilize the cash proceeds as security for Comcast Phone's account(s). Notwithstanding anything contained in this Agreement to the contrary, BellSouth shall be authorized to draw down the full amount of any letter of credit or take action on any surety bond provided by Comcast Phone as security hereunder if Comcast Phone defaults on its account(s) or otherwise fails to make

any payment or payments of undisputed amounts as required under this Agreement in the manner and within the time, as required herein.

- 1.4 Payment Responsibility. Payment of all undisputed charges will be the responsibility of Comcast Phone. Comcast Phone shall pay invoices by utilizing wire transfer services or automatic clearing house services as otherwise agreed by the Parties. Comcast Phone shall make payment to BellSouth for all services billed including disputed amounts. BellSouth will not become involved in billing disputes that may arise between Comcast Phone and Comcast Phone's End User.
- 1.4.1 Payment Due. Payment of undisputed charges for services provided by BellSouth, including disputed charges, is due on or before the next bill date, i.e., the same date in the following month as the bill date, and is payable in immediately available funds. Information required to apply payments must accompany the payment. The information must notify BellSouth of Billing Account Numbers (BAN) paid; invoices paid and the amount to be applied to each BAN and invoice (Remittance Information). Payment is considered to have been made when the payment and Remittance Information are received by BellSouth. If the Remittance Information is not received with payment, BellSouth will be unable to apply amounts paid to Comcast Phone's accounts. In such event, BellSouth shall hold such funds until the Remittance Information is received. If BellSouth does not receive the Remittance Information by the payment due date for any account(s), late payment charges shall apply.
- 1.4.1.1 Due Dates. If the payment due date falls on a Sunday or on a holiday that is observed on a Monday, the payment due date shall be the first non-holiday day following such Sunday or holiday. If the payment due date falls on a Saturday or on a holiday which is observed on Tuesday, Wednesday, Thursday, or Friday, the payment due date shall be the last non-holiday day preceding such Saturday or holiday. If payment is not received by the payment due date, a late payment charge, as set forth in Section 1.4.1.2, below, shall apply.
- 1.4.1.2 Late Payment. If any portion of the payment is not received by the billing Party on or before the payment due date as set forth preceding, or if any portion of the payment is received by the billing Party in funds that are not immediately available to the billing Party, then a late payment and/or interest charge shall be due to the billing Party. The late payment and/or interest charge shall apply to the portion of the payment not received and shall be assessed by BellSouth as set forth in Section A2 of the General Subscriber Services Tariff, Section B2 of the Private Line Service Tariff or Section E2 of the Intrastate Access Tariff, or pursuant to the applicable state law, whichever is lower. The late payment or interest charge assessed by Comcast shall be the maximum rate permitted by law. In addition to any applicable late payment and/or interest charges, the billed Party may be charged a fee for all returned checks at the rate set forth in Section A2 of the General Subscriber Services Tariff or pursuant to the applicable state law.

Returned check charges assessed by Comcast shall be at a rate reciprocal to that charged by BellSouth or the applicable state law.

- 1.5 Discontinuing Service to Comcast Phone. The procedures for discontinuing service to Comcast Phone are as follows:
 - 1.5.1 In order of severity, Suspend/Suspension, Discontinue/Discontinuance and Terminate/Termination are defined as follows for the purposes of this Attachment:
 - 1.5.1.1 Suspend/Suspension is the temporary restriction of the billed Party's access to the ordering systems and/or access to the billed Party's ability to initiate PIC-related changes. In addition, during Suspension, pending orders may not be completed and orders for new service or changes to existing services may not be accepted.
 - 1.5.1.2 Discontinue/Discontinuance is the denial of service by the billing Party to the billed Party that will result in the disruption and discontinuation of service to the billed Party's End Users or customers. Additionally, at the time of Discontinuance, BellSouth will remove any Local Service Freezes in place on the billed Party's End Users.
 - 1.5.1.3 Terminate/Termination is the disconnection of service by the billing Party to the billed Party.
 - 1.5.2 BellSouth reserves the right to Suspend, Discontinue or Terminate service in the event of prohibited, unlawful or improper use of BellSouth facilities or service, abuse of BellSouth facilities, or any other violation or noncompliance by Comcast Phone of the rules and regulations of BellSouth's tariffs.
 - 1.5.3 Suspension. If payment of undisputed amounts due as described herein is not received by the bill date, i.e., the same date in the following month after the original bill date, or fifteen (15) days from the date of a deposit request in the case of security deposits, BellSouth will provide written notice to Comcast Phone that services will be Suspended if payment of such undisputed amounts, and all other undisputed amounts that become past due before Suspension, is not received by wire transfer, automatic clearing house or cashier's check in the manner set forth in Section 1.4.1 above, or in the case of a security deposit request, in the manner set forth in Section 1.3.1: (1) within seven (7) days following such notice for CABS billed services; (2) within fifteen (15) days following such notice for CRIS and IBS billed services; and (3) within seven (7) days following such notice for security deposit requests.
 - 1.5.3.1 The Suspension notice shall also provide that all past due undisputed charges for CRIS and IBS billed services, and all other undisputed amounts that become past due for such services before Discontinuance, must be paid within thirty (30) days from the date of the Suspension notice to avoid Discontinuance of CRIS and IBS billed services.

- 1.5.3.2 For CABS billed services, BellSouth will provide a Discontinuance notice that is separate from the Suspension notice, that all past due charges for CABS billed Services, and all other amounts that become past due for such services before Discontinuance, must be paid within thirty (30) days from the date of the Suspension notice to avoid Discontinuance of CABS billed services. This Discontinuance notice may be provided at the same time that BellSouth provides the Suspension notice.
- 1.5.4 Discontinuance. If payment of undisputed amounts due as described herein is not received by the bill date, i.e., the same date in the following month after the original bill date, BellSouth will provide written notice that BellSouth may Discontinue the provision of existing services to Comcast Phone if payment of such undisputed amounts, and all other undisputed amounts that become past due before Discontinuance, including requested security deposits, is not received by wire transfer, automatic clearing house or cashier's check in the manner set forth in Section 1.4.1 above or in the case of a deposit in accordance with Section 1.3.1, within thirty (30) days following such written notice; provided, however, that BellSouth may provide written notice that such existing services may be Discontinued within fifteen (15) days following such notice, subject to the criteria described in Section 1.5.5.
- 1.5.5 BellSouth may take the action to Discontinue the provision of existing service upon fifteen (15) days from the day after BellSouth provides written notice of such Discontinuance if (a) such notice is sent by certified mail or overnight delivery; (b) Comcast Phone has not paid all amounts due pursuant to a subject bill(s), or has not provided adequate security pursuant to a deposit request; and (c) either:
- (1) BellSouth has sent the subject bill(s) to Comcast Phone within (7) business days of the bill date(s), verifiable by records maintained by BellSouth:
 - i. in paper or CDROM form via the United States Postal Service (USPS), or
 - ii. in magnetic tape form via overnight delivery, or
 - iii. via electronic transmission; or
 - (2) BellSouth has sent the subject bill(s) to Comcast Phone, using one of the media described in (1) above, more than thirty (30) days before notice to Discontinue service has been rendered.
- 1.5.6 In the case of Discontinuance of services, all undisputed billed charges, as well as applicable disconnect charges, shall become due.
- 1.5.7 Comcast Phone is solely responsible for notifying the End User of the Discontinuance of service. If, within seven (7) days after Comcast Phone's services have been Discontinued, Comcast Phone pays, by wire transfer, automatic clearing house or cashier's check, all past due undisputed charges, including late

payment charges, outstanding security deposit request amounts if applicable and any applicable restoral charges as set forth in Section A4 of the GSST, then BellSouth will reestablish service for Comcast Phone.

1.5.7.1 Termination. If within seven (7) days after Comcast Phone's service has been Discontinued and Comcast Phone has failed to pay all past due charges as described above, then Comcast Phone's service will be Terminated.

1.6 Notices. Notwithstanding anything to the contrary in this Agreement, all bills and notices regarding billing matters, disconnection of services for nonpayment of charges, and rejection of additional orders from Comcast Phone, shall be forwarded to the individual and/or address provided by Comcast Phone in establishment of its billing account(s) with BellSouth, or to the individual and/or address subsequently provided by Comcast Phone as the contact for billing. All monthly bills and notices described in this Section shall be forwarded to the same individual and/or address; provided, however, upon written request from Comcast Phone to BellSouth's billing organization, the notice of discontinuance of services purchased by Comcast Phone under this Agreement provided for in Section 1.5.4 of this Attachment shall be sent via certified mail to the individual(s) listed in the Notices provision of the General Terms and Conditions of this Agreement.

2. BILLING DISPUTES

2.1 The Parties shall electronically submit all billing disputes to each other utilizing email or other electronic method upon agreement. The Parties will utilize BellSouth's RF-1461 form or another format mutually agreed upon. In the event of a billing dispute, the Parties will endeavor to resolve the dispute within sixty (60) days of the notification date. Within ten (10) business days of the billing Party's denial, or partial denial, of the billing dispute, if the billed Party is not satisfied with billing Party's resolution of the billing dispute or if no response to the billing dispute has been received by the billed Party by such sixtieth (60th) day, the billed Party will pursue the escalation process as outlined in Section 2.1.1.

2.1.1 If no dispute resolution has been received within sixty (60) days of the dispute notification date, the billed Party will contact the billing Party's designated first level of escalation. That first level of escalation will commit to resolve the dispute within an interval that is mutually agreed upon.

2.1.1.1 If the billed Party receives a dispute resolution, but is not satisfied with the billing Party's dispute resolution, the billed Party will initially contact the billing Party's representative who prepared the dispute response. After review of the dispute with that representative, if COMCAST is the billed Party and elects to pursue the dispute, they must utilize the Billing Dispute Escalation Matrix, set forth on BellSouth's Interconnection Services Web site. If BellSouth is the billed Party and elects to pursue the Dispute, they must utilize a Billing Dispute Escalation Matrix

to be provided electronically to BellSouth by COMCAST. The billed Party will escalate disputes within ten (10) days of denial or partial denial by the billing Party.

- 2.1.1.2 At each level of escalation, the Billing Party's designated escalation contact will commit to respond to the billed Party's escalation within an interval that is mutually agreeable. If that commitment is not met, or if the response from that level of escalation does not satisfy the billed Party, if the billed Party elects to pursue the dispute, they must immediately escalate to the billing Party's next highest level of escalation. If the billed Party does not elect to pursue the dispute by utilizing the escalation process, the billing Party's resolution will be considered as accepted by the billed Party and the dispute will be closed.
- 2.1.1.3 If after escalation, the Parties are unable to reach resolution, then the aggrieved Party, if it elects to pursue the dispute shall pursue dispute resolution in accordance with the General Terms and Conditions of this Agreement.
- 2.2 For purposes of this Section 2, a billing dispute means a reported dispute submitted pursuant to Section 2.1 of a specific amount of money actually billed by either Party. The billing dispute must be clearly explained by the disputing Party and supported by written documentation, which clearly shows the basis for disputing charges. Disputes that are not clearly explained or those that do not provide complete information may be rejected by the billing Party. Claims by the billed Party for damages of any kind will not be considered a billing dispute for purposes of this Section. If the billing dispute is resolved, in whole or in part, in favor of the billed Party, any credits and interest due to the billed Party as a result thereof shall be applied to the billed Party's account by the billing Party upon resolution of the billing dispute. If the billing dispute is resolved, in whole or in part, in favor of the Billing Party, any monies withheld, including late payment charges, where applicable and interest, where applicable, will be paid promptly by the Billed Party.

3. REVENUE ACCOUNTING OFFICE (RAO) HOSTING

- 3.1 Centralized Message Distribution System (CMDS) is a national message exchange system administered by Telcordia Technologies ("Telcordia") used to transmit alternately billed calls (e.g., credit card, third number and collect) from the Earning Company, as defined herein, to the Billing Company, as defined herein, to permit the Earning Company and the Billing Company to receive appropriate compensation. It is also used to transmit access records from one company to another.
- 3.2 Direct Participants are Telecommunications carriers that exchange data directly with other Direct Participants via the CMDS Data Center and may act as host companies ("Host") for those Telecommunications carriers that do not exchange data directly via the CMDS Data Center ("Indirect Participants").

- 3.3 Revenue Accounting Office (RAO) Hosting is a hosting relationship where an Indirect Participant sends and receives CMDS eligible messages to and from its Host, who then interfaces, on behalf of the Indirect Participant, with other Direct Participants for distribution and collection of these messages. RAO Hosting also includes the Direct Participant's provision of revenue settlements functions (compensation) for alternately billed calls based upon reports generated by Credit Card and Third Number Settlement (CATS) and Non-InterCompany Settlement (NICS) as described herein. CATS and NICS are collectively referred to as Intercompany Settlements.
- 3.4 The CATS System is a national system administered by Telcordia, used to settle revenues for calls that are sent from one CMDS Direct Participant to another for billing. CATS applies to calls that originate within one Regional Bell Operating Company's (RBOC) territory, as defined at Divestiture, and bill in another RBOC's territory. CATS calculates the amounts due to Earning Companies (i.e. billed revenue less the billing and collection fee). For alternately billed calls, the originating company, whose facilities are used to place the call, is the Earning Company and the company that puts the charges on the End User's bill is the Billing Company
- 3.5 The Non-InterCompany Settlement (NICS) System is the national system administered by Telcordia that is used in the settlement of revenues for calls that are originated and billed by two different local exchange carriers (LEC) within a single Direct Participant's territory to another for billing. NICS applies to calls involving another LEC where the Earning Company and the Billing Company are located within BellSouth's territory.
- 3.6 RAO Hosting, CATS and NICS services provided to Comcast Phone by BellSouth will be in accordance with the methods and practices regularly applied by BellSouth to its own operations during the term of this Agreement, including such revisions as may be made from time to time by BellSouth.
- 3.7 Comcast Phone shall furnish all relevant information required by BellSouth for the provision of RAO Hosting, CATS and NICS.
- 3.8 Charges or credits, as applicable, will be applied by BellSouth to Comcast Phone on a monthly basis in arrears. Amounts due (excluding adjustments) are due on or before the next bill date.
- 3.9 Comcast Phone must have its own unique hosted RAO code. Where BellSouth is the selected CMDS interfacing host, Comcast Phone must request that BellSouth establish a unique hosted RAO code for Comcast Phone. Such request shall be in writing to the BellSouth RAO Hosting coordinator and must be submitted at least eight (8) weeks prior to provision of services pursuant to this Section. Services shall commence on a date mutually agreed by the Parties.

- 3.10 BellSouth will receive messages from Comcast Phone that are to be processed by BellSouth, another Local Exchange Carrier (LEC) in the BellSouth region or a LEC outside the BellSouth region. Comcast Phone shall send all messages to BellSouth no later than sixty (60) days after the message date.
- 3.11 BellSouth will perform invoice sequence checking, standard Exchange Message Interface (EMI) format editing, and balancing of message data with the EMI trailer record counts on all data received from Comcast Phone.
- 3.12 All data received from Comcast Phone that is to be processed or billed by another LEC within the BellSouth region will be distributed to that LEC in accordance with the Agreement(s) in effect between BellSouth and the involved LEC.
- 3.13 All data received from Comcast Phone that is to be placed on the CMDS network for distribution outside the BellSouth region will be handled in accordance with the agreement(s) in effect between BellSouth and its connecting contractor.
- 3.14 BellSouth will receive messages from the CMDS network that are destined to be processed by Comcast Phone and will forward them to Comcast Phone on a daily basis for processing.
- 3.15 Transmission of message data between BellSouth and Comcast Phone will be distributed via Secure File Transfer Protocol (FTP) mailbox. It will be created on a daily basis Monday through Friday, except holidays. Details such as dataset name and delivery schedule will be addressed during negotiations of the distribution medium. If BellSouth determines the Secure FTP Mailbox is nearing capacity levels, BellSouth may move Comcast Phone to CONNECT:Direct file delivery.
- 3.15.1 If Comcast Phone is moved to CONNECT:Direct, data circuits (private line or dial-up) may be required between BellSouth and Comcast Phone for the purpose of data transmission. Where a dedicated line is required, Comcast Phone will be responsible for ordering the circuit, overseeing its installation and coordinating the installation with BellSouth. Comcast Phone will also be responsible for any charges associated with this line. Equipment required on the BellSouth end to attach the line to the mainframe computer and to transmit successfully ongoing will be negotiated on an individual case basis. Where a dial-up facility is required, dial circuits will be installed in the BellSouth data center by BellSouth and the associated charges assessed to Comcast Phone. Additionally, all message toll charges associated with the use of the dial circuit by Comcast Phone will be the responsibility of Comcast Phone. Associated equipment on the BellSouth end, including a modem, will be negotiated on an individual case basis between the Parties. All equipment, including modems and software, that is required on the Comcast Phone end for the purpose of data transmission will be the responsibility of Comcast Phone.

- 3.15.2 If Comcast Phone utilizes Secure File Transfer Protocol for data file transmission, purchase of the Secure File Transfer Protocol software will be the responsibility of Comcast Phone.
- 3.16 All messages and related data exchanged between BellSouth and Comcast Phone will be EMI formatted records and packed between appropriate EMI header and trailer records in accordance with accepted industry standards.
- 3.17 Comcast Phone will maintain recorded message detail necessary to recreate files provided to BellSouth for a period of three (3) calendar months beyond the related message dates.
- 3.18 Should it become necessary for Comcast Phone to send data to BellSouth more than sixty (60) days past the message date(s), Comcast Phone will notify BellSouth in advance of the transmission of the data. BellSouth will work with its connecting contractor and/or Comcast Phone, where necessary, to notify all affected LECs.
- 3.19 In the event that data to be exchanged between the two Parties should become lost or destroyed, the Party responsible for creating the data will make every effort to restore and retransmit such data.
- 3.20 Should an error be detected by the EMI format edits performed by BellSouth on data received from Comcast Phone, the entire pack containing the affected data will not be processed by BellSouth. BellSouth will notify Comcast Phone of the error. Comcast Phone will correct the error(s) and will resend the entire pack to BellSouth for processing. In the event that an out-of-sequence condition occurs on subsequent packs, Comcast Phone will resend these packs to BellSouth after the pack containing the error has been successfully reprocessed by BellSouth.
- 3.21 In association with message distribution service, BellSouth will provide Comcast Phone with associated intercompany settlements reports (CATS and NICS) as appropriate.
- 3.22 Notwithstanding anything in this Agreement to the contrary, in no case shall either Party be liable to the other for any direct or consequential damages incurred as a result of the obligations set out in this Section 3.
- 3.23 Intercompany Settlements Messages
 - 3.23.1 Intercompany Settlements Messages facilitate the settlement of revenues associated with traffic originated from or billed by Comcast Phone as a facilities based provider of local exchange telecommunications services.
 - 3.23.2 BellSouth will receive the monthly NICS and CATS reports from Telcordia on behalf of Comcast Phone and will distribute copies of these reports to Comcast Phone on a monthly basis.

- 3.23.3 Through CATS, BellSouth will collect the revenue earned by Comcast Phone from the RBOC in whose territory the messages are billed, less a per message billing and collection fee of five cents (\$0.05), or such other amount as may be approved by the Direct Participants and Telcordia, on behalf of Comcast Phone. BellSouth will remit the revenue billed by Comcast Phone to the RBOC in whose territory the messages originated, less a per message billing and collection fee of five cents (\$0.05), or such other amount as may be approved by the Direct Participants and Telcordia, on behalf of Comcast Phone. These two amounts will be netted together by BellSouth and the resulting charge or credit issued to Comcast Phone via a Carrier Access Billing System (CABS) miscellaneous bill on a monthly basis in arrears.
- 3.23.4 Through NICS, BellSouth will collect the revenue earned by Comcast Phone within the BellSouth territory from another LEC also within the BellSouth territory (NICS) where the messages are billed, less a per message billing and collection fee of five cents (\$0.05), on behalf of Comcast Phone. BellSouth will remit the revenue billed by Comcast Phone within the BellSouth region to the LEC also within the BellSouth region, where the messages originated, less a per message billing and collection fee of five cents (\$0.05). These two amounts will be netted together by BellSouth and the resulting charge or credit issued to Comcast Phone via a CABS miscellaneous bill on a monthly basis in arrears.
- 3.23.5 BellSouth and Comcast Phone agree that monthly netted amounts of less than fifty dollars (\$50.00) will not be settled.
- 3.24 Rates. Rates for Centralized Message Distribution System (CMDS) are set out in Exhibit A to this Attachment. If no rate is identified in this Attachment, the rate for the specific service or function will be as set forth in the applicable BellSouth tariff or as negotiated by the Parties upon request by either Party.

DUF & CMDS - Florida												Attachment: 7 Exh A			
CATEGORY	RATE ELEMENTS	Interim	Zone	BCS	USOC	RATES(\$)	Svc Order Submitted Elec per LSR	Svc Order Submitted Manually per LSR	Incremental Charge - Manual Svc Order vs. Electronic-1st	Incremental Charge - Manual Svc Order vs. Electronic-Add'l	Incremental Charge - Manual Svc Order vs. Electronic-Disc 1st	Incremental Charge - Manual Svc Order vs. Electronic-Disc Add'l			
						Rec	Nonrecurring		Nonrecurring Disconnect		OSS Rates(\$)				
							First	Add'l	First	Add'l	SOME C	SOMAN	SOMAN	SOMAN	SOMAN
ODUF/ADUF/CMDS															
	ACCESS DAILY USAGE FILE (ADUF)														
	ADUF: Message Processing, per message					0.001656									
	ADUF: Data Transmission (CONNECT:DIRECT), per message					0.0001245									
OPTIONAL DAILY USAGE FILE (ODUF)															
	ODUF: Recording, per message					0.0000071									
	ODUF: Message Processing, per message					0.002146									
	ODUF: Message Processing, per Magnetic Tape provisioned					35.91									
	ODUF: Data Transmission (CONNECT:DIRECT), per message					0.00010375									
CENTRALIZED MESSAGE DISTRIBUTION SERVICE (CMDS)															
	CMDS: Message Processing, per message					0.004									
	CMDS: Data Transmission (CONNECT:DIRECT), per message					0.001									

DUF & CMDS - Georgia											Attachment: 7 Exh A				
CATEGORY	RATE ELEMENTS	Interim	Zone	BCS	USOC	RATES(\$)	Svc Order Submitted Elec per LSR	Svc Order Submitted Manually per LSR	Incremental Charge - Manual Svc Order vs. Electronic-1st	Incremental Charge - Manual Svc Order vs. Electronic-Add'l	Incremental Charge - Manual Svc Order vs. Electronic-Disc 1st	Incremental Charge - Manual Svc Order vs. Electronic-Disc Add'l			
						Rec	Nonrecurring		Nonrecurring Disconnect		OSS Rates(\$)				
							First	Add'l	First	Add'l	SOME C	SOMAN	SOMAN	SOMAN	SOMAN
ODUF/ADUF/CMDS															
	ACCESS DAILY USAGE FILE (ADUF)														
	ADUF: Message Processing, per message					0.001713									
	ADUF: Data Transmission (CONNECT:DIRECT), per message					0.00013027									
OPTIONAL DAILY USAGE FILE (ODUF)															
	ODUF: Recording, per message					0.0000068									
	ODUF: Message Processing, per message					0.002167									
	ODUF: Message Processing, per Magnetic Tape provisioned					36.06									
	ODUF: Data Transmission (CONNECT:DIRECT), per message					0.00010856									
CENTRALIZED MESSAGE DISTRIBUTION SERVICE (CMDS)															
	CMDS: Message Processing, per message					0.004									
	CMDS: Data Transmission (CONNECT:DIRECT), per message					0.001									

DUF & CMDS - Kentucky												Attachment: 7 Exh A			
CATEGORY	RATE ELEMENTS	Interim	Zone	BCS	USOC	RATES(\$)	Svc Order Submitted Elec per LSR	Svc Order Submitted Manually per LSR	Incremental Charge - Manual Svc Order vs. Electronic-1st	Incremental Charge - Manual Svc Order vs. Electronic-Add'l	Incremental Charge - Manual Svc Order vs. Electronic-Disc 1st	Incremental Charge - Manual Svc Order vs. Electronic-Disc Add'l			
						Rec	Nonrecurring		Nonrecurring Disconnect		OSS Rates(\$)				
							First	Add'l	First	Add'l	SOME C	SOMAN	SOMAN	SOMAN	SOMAN
ODUF/ADUF/CMDS															
	ACCESS DAILY USAGE FILE (ADUF)														
	ADUF: Message Processing, per message					0.001857									
	ADUF: Data Transmission (CONNECT:DIRECT), per message					0.00012447									
OPTIONAL DAILY USAGE FILE (ODUF)															
	ODUF: Recording, per message					0.0000136									
	ODUF: Message Processing, per message					0.002506									
	ODUF: Message Processing, per Magnetic Tape provisioned					35.90									
	ODUF: Data Transmission (CONNECT:DIRECT), per message					0.00010372									
CENTRALIZED MESSAGE DISTRIBUTION SERVICE (CMDS)															
	CMDS: Message Processing, per message					0.004									
	CMDS: Data Transmission (CONNECT:DIRECT), per message					0.001									

Attachment 8

Rights-of-Way, Conduits and Pole Attachments

Rights-of-Way, Conduits and Pole Attachments

BellSouth will provide nondiscriminatory access to any pole, duct, conduit, or right-of-way owned or controlled by BellSouth pursuant to 47 U.S.C. § 224, as amended by the Act, pursuant to terms and conditions of a mutually agreed upon license agreement subsequently negotiated with BellSouth's Competitive Structure Provisioning Center.

ATTACHMENT 9

PERFORMANCE MEASUREMENTS

PERFORMANCE MEASUREMENTS

This Attachment includes service quality measurements applicable to this Agreement on an interim basis. Notwithstanding any other provision of this Attachment, BellSouth shall not be required to pay remedies on these interim measurements.

Upon a particular Commission's issuance of an Order pertaining to Performance Measurements in a proceeding expressly applicable to all CLECs generally, BellSouth shall implement in that state such Performance Measurements and any applicable remedy payments. In the event the Commission adds, deletes or otherwise modifies any Service Quality Measurement ("SQM") plan and/or associated remedies, such additions, deletions or modifications shall be deemed made to the SQMs and associated remedies applicable to Comcast Phone. At such time that a state issues an Order pertaining to Performance Measurements, such Performance Measurements and applicable remedies shall supercede the interim Performance Measurements contained in this agreement, as of the date specified by the Commission. Performance Measurements and remedies that have been Ordered in a particular state can currently be accessed via the internet at <https://pmap.bellsouth.com>.

BellSouth Service Quality Measurement Plan (SQM)

Region Performance Metrics

**Measurement Descriptions
Version 0.06**

Issue Date: June 4, 2002

Introduction

The BellSouth Service Quality Measurement Plan (SQM) describes in detail the measurements produced to evaluate the quality of service delivered to BellSouth's customers both wholesale and retail. The SQM was developed to respond to the requirements of the Communications Act of 1996 Section 251 (96 Act) which required BellSouth to provide non-discriminatory access to Competitive Local Exchange Carriers (CLEC)¹ and its Retail Customers. The reports produced by the SQM provide regulators, CLECs and BellSouth the information necessary to monitor the delivery of non-discriminatory access.

This plan results from the many divergent forces evolving from the 96 Act. The 96 Act, the Georgia Public Service Commission (GPSC) Order (Docket 7892-U 12/30/97), LCUG 1-7.0, the FCC's NPRM (CC Docket 98-56 RM9101 04/17/98), the Louisiana Public Service Commission (LPSC) Order (Docket U-22252 Subdocket C 04/19/98), numerous arbitration cases, LPSC sponsored collaborative workshops (10/98-02/00), and proceedings in Alabama, Mississippi, and North Carolina have and continue to influence the SQM.

The SQM and the reports flowing from it must change to reflect the dynamic requirements of the industry. New measurements are added as new products, systems, and processes are developed and fielded. New products and services are added as the markets for them develop and the processes stabilize. The measurements are also changed to reflect changes in systems, correct errors, and respond to both 3rd Party audit requirements and Commission requirements.

This document is intended for use by someone with knowledge of telecommunications industry, information technologies and a functional knowledge of the subject areas covered by the BellSouth Performance Measurements and the reports that flow from them.

Once it is approved, the most current copy of this document can be found on the web at URL: <https://pmap.bellsouth.com> in the Documentation Downloads folder.

Report Publication Dates

Each month, preliminary SQM reports will be posted to BellSouth's SQM web site (<https://www.pmap.bellsouth.com>) by 8:00 A.M. EST on the 21st day of each month or the first business day after the 21st. Final validated SQM reports will be posted by 8:00 A.M. on the last day of the month. Reports not posted by this time will be considered late for SEEM payment purposes. SEEM reports will be posted on the 15th of the following month. Payments due will also be paid on the 15th of the following month. For instance: May data will be posted in preliminary SQM reports on June 21. Final validated SQM reports will be posted on the last day of June. Final validated SEEM reports will be posted and payments mailed on July 15th. In the event the 15th falls on a weekend or holiday, reports and payments will be posted/made the next business day.

¹ *Alternative Local Exchange Companies (ALEC) and Competing Local Providers (CLP) are referred to as Competitive Local Exchange Carriers (CLEC) in this document.*

Report Delivery Methods

CLEC SQM and SEEM reports will be considered delivered when posted to the web site. Commissions will be given access to the web site. In addition, a copy of the Monthly State Summary reports will be filed with the appropriate Commissions as soon as possible after the last day of each month.

Document Number: RGN-V005-122101

Contents

Section 1: Operations Support Systems (OSS)	1-1
OSS-1: Average Response Time and Response Interval (Pre-Ordering/ Ordering)	1-1
OSS-2: Interface Availability (Pre-Ordering/Ordering)	1-5
OSS-3: Interface Availability (Maintenance & Repair)	1-7
OSS-4: Response Interval (Maintenance & Repair)	1-9
PO-1: Loop Makeup - Response Time – Manual	1-11
PO-2: Loop Make Up - Response Time - Electronic	1-13
Section 2: Ordering	2-1
O-1: Acknowledgement Message Timeliness	2-1
O-2: Acknowledgement Message Completeness	2-3
O-3: Percent Flow-Through Service Requests (Summary)	2-4
O-4: Percent Flow-Through Service Requests (Detail)	2-6
O-5: Flow-Through Error Analysis	2-9
O-6: CLEC LSR Information	2-10
LSR Flow Through Matrix	2-11
O-7: Percent Rejected Service Requests	2-14
O-8: Reject Interval	2-16
O-9: Firm Order Confirmation Timeliness	2-19
O-10: Service Inquiry with LSR Firm Order Confirmation (FOC) Response Time Manual	2-22
O-11: Firm Order Confirmation and Reject Response Completeness	2-24
O-12: Speed of Answer in Ordering Center	2-26
O-13: LNP-Percent Rejected Service Requests	2-27
O-14: LNP-Reject Interval Distribution & Average Reject Interval	2-29
O-15: LNP-Firm Order Confirmation Timeliness Interval Distribution & Firm Order Confirmation Average Interval	2-32
Section 3: Provisioning	3-1
P-1: Mean Held Order Interval & Distribution Intervals	3-1
P-2: Average Jeopardy Notice Interval & Percentage of Orders Given Jeopardy Notices	3-3
P-3: Percent Missed Installation Appointments	3-5
P-4: Average Completion Interval (OCI) & Order Completion Interval Distribution	3-8
P-5: Average Completion Notice Interval	3-11
P-6: % Completions/Attempts without Notice or < 24 hours Notice	3-13
P-7: Coordinated Customer Conversions Interval	3-15
P-7A: Coordinated Customer Conversions – Hot Cut Timeliness% Within Interval and Average Interval	3-17
P-7B: Coordinated Customer Conversions – Average Recovery Time	3-19
P-7C: Hot Cut Conversions - % Provisioning Troubles Received Within 7 days of a completed Service Order	3-21
P-8: Cooperative Acceptance Testing - % of xDSL Loops Tested	3-23
P-9: % Provisioning Troubles within 30 days of Service Order Completion	3-25
P-10: Total Service Order Cycle Time (TSOCT)	3-28
P-11: Service Order Accuracy	3-30
P-12: LNP-Percent Missed Installation Appointments	3-32
P-13: LNP-Average Disconnect Timeliness Interval & Disconnect Timeliness Interval Distribution	

.....	3-34
P-14: LNP-Total Service Order Cycle Time (TSOCT)	3-36
Section 4: Section 4: Maintenance & Repair.....	4-1
M&R-1: Missed Repair Appointments.....	4-1
M&R-2: Customer Trouble Report Rate	4-3
M&R-3: Maintenance Average Duration	4-5
M&R-4: Percent Repeat Troubles within 30 Days.....	4-7
M&R-5: Out of Service (OOS) > 24 Hours	4-9
M&R-6: Average Answer Time – Repair Centers	4-11
M&R-7: Mean Time To Notify CLEC of Network Outages.....	4-12
Section 5: Billing.....	5-1
B-1: Invoice Accuracy	5-1
B2: Mean Time to Deliver Invoices	5-3
B3: Usage Data Delivery Accuracy.....	5-5
B4: Usage Data Delivery Completeness.....	5-6
B5: Usage Data Delivery Timeliness	5-7
B6: Mean Time to Deliver Usage.....	5-8
B7: Recurring Charge Completeness.....	5-9
B8: Non-Recurring Charge Completeness.....	5-10
Section 6: Operator Services And Directory Assistance	6-1
OS-1: Speed to Answer Performance/Average Speed to Answer - Toll	6-1
OS-2: Speed to Answer Performance/Percent Answered with “X” Seconds - Toll.....	6-2
DA-1: Speed to Answer Performance/Average Speed to Answer - Directory Assistance (DA).....	6-3
DA-2: Speed to Answer Performance/Percent Answered within “X” Seconds - Directory Assistance (DA)	6-4
Section 7: Database Update Information.....	7-1
D-1: Average Database Update Interval.....	7-1
D-2: Percent Database Update Accuracy.....	7-3
D-3: Percent NXXs and LRNs Loaded by the LERG Effective Date	7-5
Section 8: E911	8-1
E-1: Timeliness.....	8-1
E-2: Accuracy.....	8-2
E-3: Mean Interval	8-3
Section 9: Trunk Group Performance.....	9-1
TGP-1: Trunk Group Performance-Aggregate	9-1
TGP-2: Trunk Group Performance-CLEC Specific	9-3
Section 10: Collocation	10-1
C-1: Collocation Average Response Time.....	10-1
C-2: Collocation Average Arrangement Time	10-2
C-3: Collocation Percent of Due Dates Missed.....	10-3
Section 11: Change Management.....	11-4
CM-1: Timeliness of Change Management Notices	11-4
CM-2: Change Management Notice Average Delay Days.....	11-5

CM-3: Timeliness of Documents Associated with Change	11-6
CM-4: Change Management Documentation Average Delay Days	11-7
CM-5: Notification of CLEC Interface Outages	11-8
Section 12: Bona Fide / New Business Request Process	12-1
BFR-1: Percentage of BFR/NBR Requests Processed Within 30 Business Days	12-1
BFR-2: Percentage of Quotes Provided for Authorized BFR/NBR Requests Processed Within X (10/30/60) Business Days.....	12-2
Appendix A: Reporting Scope.....	1
A-1: Standard Service Groupings.....	1
A-2: Standard Service Order Activities	1
Appendix B: Glossary of Acronyms and Terms.....	1
Appendix C: BellSouth Audit Policy.....	1

Section 1: Operations Support Systems (OSS)

OSS-1: Average Response Time and Response Interval (Pre-Ordering/Ordering)

Definition

Average response time and response intervals are the average times and number of requests responded to within certain intervals for accessing legacy data associated with appointment scheduling, service & feature availability, address verification, request for Telephone numbers (TNs), and Customer Service Records (CSRs).

Exclusions

None

Business Rules

The average response time for retrieving pre-order/order information from a given legacy system is determined by summing the response times for all requests submitted to the legacy systems during the reporting period and dividing by the total number of legacy system requests for that month.

The response interval starts when the client application (LENS or TAG for CLECs and RNS or ROS for BellSouth) submits a request to the legacy system and ends when the appropriate response is returned to the client application. The number of accesses to the legacy systems during the reporting period which take less than 2.3 seconds, the number of accesses which take more than 6 seconds, and the number which are less than or equal to 6.3 seconds are also captured.

Calculation

Response Time = (a - b)

- a = Date & Time of Legacy Response
- b = Date & Time of Legacy Request

Average Response Time = c / d

- c = Sum of Response Times
- d = Number of Legacy Requests During the Reporting Period

Report Structure

- Not CLEC Specific
- Not Product/Service Specific
- Regional Level

Data Retained

Relating to CLEC Experience	Relating to BellSouth Performance
<ul style="list-style-type: none"> • Report Month • Legacy Contract (per reporting dimension) • Response Interval • Regional Scope 	<ul style="list-style-type: none"> • Report Month • Legacy Contract (per reporting dimension) • Response Interval • Regional Scope

SQM Disaggregation - Analog/Benchmark

SQM Level of Disaggregation	SQM Analog/Benchmark
<ul style="list-style-type: none"> • RSAG – Address (Regional Street Address Guide-Address) – stores street address information used to validate customer addresses. CLECs and BellSouth query this legacy system. • RSAG – TN (Regional Street Address Guide-Telephone number) – contains information about facilities available and telephone numbers working at a given address. CLECs and BellSouth query this legacy system. • ATLAS (Application for Telephone Number Load 	

<p>Administration and Selection) – acts as a warehouse for storing telephone numbers that are available for assignment by the system. It enables CLECs and BellSouth service reps to select and reserve telephone numbers. CLECs and BellSouth query this legacy system.</p> <ul style="list-style-type: none"> • COFFI (Central Office Feature File Interface) – stores information about product and service offerings and availability. CLECs query this legacy system. • DSAP (DOE Support Application) – provides due date information. CLECs and BellSouth query this legacy system. • HAL/CRIS (Hands-Off Assignment Logic/Customer Record Information System) – a system used to access the Business Office Customer Record Information System (BOCRIS). It allows BellSouth servers, including LENS, access to legacy systems. CLECs query this legacy system. • P/SIMS (Product/Services Inventory Management system) – provides information on capacity, tariffs, inventory and service availability. CLECs query this legacy system. • OASIS (Obtain Available Services Information Systems) – Information on feature and rate availability. BellSouth queries this legacy system. 	
--	--

Table 1: Legacy System Access Times For RNS

System	Contract	Data	< 2.3 sec.	> 6 sec.	<= 6.3 sec.	Avg. Sec.	# of Calls
RSAG	RSAG-TN	Address	x	x	x	x	x
RSAG	RSAG-ADDR	Address	x	x	x	x	x
ATLAS	ATLAS-TN	TN	x	x	x	x	x
DSAP	DSAP	Schedule	x	x	x	x	x
CRIS	CRSACCTS	CSR	x	x	x	x	x
OASIS	OASISCAR	Feature/Service	x	x	x	x	x
OASIS	OASISLPC	Feature/Service	x	x	x	x	x
OASIS	OASISMTN	Feature/Service	x	x	x	x	x
OASIS	OASISBIG	Feature/Service	x	x	x	x	x

Table 2: Legacy System Access Times For R0S

System	Contract	Data	< 2.3 sec.	> 6 sec.	<= 6.3 sec.	Avg. sec.	# of Calls
RSAG	RSAG-TN	Address	x	x	x	x	x
RSAG	RSAG-ADDR	Address	x	x	x	x	x
ATLAS	ATLAS-TN	TN	x	x	x	x	x
DSAP	DSAP	Schedule	x	x	x	x	x
CRIS	CRSOCSR	CSR	x	x	x	x	x
OASIS	OASISBIG	Feature/Service	x	x	x	x	x

Table 3: Legacy System Access Times For LENS

System	Contract	Data	< 2.3 sec.	> 6 sec.	<6.3 sec.	Avg. sec.	# of Calls
RSAG	RSAG-TN	Address	x	x	x	x	x
RSAG	RSAG-ADDR	Address	x	x	x	x	x
ATLAS	ATLAS-TN	TN	x	x	x	x	x
DSAP	DSAP	Schedule	x	x	x	x	x
HAL	HAL/CRIS	CSR	x	x	x	x	x
COFFI	COFFI/USOC	Feature/Service	x	x	x	x	x
P/SIMS	PSIMS/ORB	Feature/Service	x	x	x	x	x

Table 4: Legacy System Access Times For TAG

System	Contract	Data	< 2.3 sec.	> 6 sec.	<6.3 sec.	Avg. sec.	# of Calls
RSAG	RSAG-TN	Address	x	x	x	x	x
RSAG	RSAG-ADDR	Address	x	x	x	x	x
ATLAS	ATLAS-TN	TN	x	x	x	x	x
ATLAS	ATLAS-MLH	TN	x	x	x	x	x
ATLAS	ATLAS-DID	TN	x	x	x	x	x
DSAP	DSAP	Schedule	x	x	x	x	x
CRIS	CRSECSRL	CSR	x	x	x	x	x
CRIS	CRSECSR	CSR	x	x	x	x	x

SEEM Measure

SEEM Measure		
Yes	Tier I	
	Tier II	X

Note: CLEC specific data is not available in this measure. Queries of this sort do not have company specific signatures.

SEEM Disaggregation - Analog/Benchmark

SEEM Disaggregation	SEEM Analog/Benchmark
<ul style="list-style-type: none"> RSAG – Address (Regional Street Address Guide-Address) – stores street address information used to validate customer addresses. CLECs and BellSouth query this legacy system. RSAG – TN (Regional Street Address Guide-Telephone number) – contains information about facilities available and telephone numbers working at a given address. CLECs and BellSouth query this legacy system. ATLAS (Application for Telephone Number Load Administration and Selection) – acts as a warehouse for storing telephone numbers that are available for assignment by the system. It enables CLECs and BellSouth service reps to select and reserve telephone numbers. CLECs and BellSouth query this legacy system. COFFI (Central Office Feature File Interface) – stores information about product and service offerings and availability. CLECs query this legacy system. DSAP (DOE Support Application) – provides due date information. CLECs and BellSouth query this legacy system. HAL/CRIS (Hands-Off Assignment Logic/Customer Record Information System) – a system used to access the Business Office Customer Record Information System 	<ul style="list-style-type: none"> Percent Response Received within 6.3 seconds: > 95% Parity + 2 seconds

<p>(BOCRIS). It allows BellSouth servers, including LENS, access to legacy systems. CLECs query this legacy system.</p> <ul style="list-style-type: none"> • P/SIMS (Product/Services Inventory Management system) – provides information on capacity, tariffs, inventory and service availability. CLECs query this legacy system. • OASIS (Obtain Available Services Information Systems) – Information on feature and rate availability. BellSouth queries this legacy system. 	
---	--

SEEM OSS Legacy Systems

System	BellSouth	CLEC
Telephone Number/Address		
RSAG-ADDR	RNS, ROS	TAG, LENS
RSAG-TN	RNS, ROS	TAG, LENS
ATLAS	RNS,ROS	TAG, LENS
Appointment Scheduling		
DSAP	RNS, ROS	TAG, LENS
CSR Data		
CRSACCTS	RNS	
CRSOCSR	ROS	
HAL/CRIS		LENS
CRSECSRL		TAG
CRSECSR		TAG
Service/Feature Availability		
OASISBIG	RNS, ROS	
PSIMS/ORB		LENS

OSS-2: Interface Availability (Pre-Ordering/Ordering)

Definition

Percent of time applications are functionally available as compared to scheduled availability. Calculations are based upon availability of applications and interfacing applications utilized by CLECs for pre-ordering and ordering. "Functional Availability" is defined as the number of hours in the reporting period that the applications/interfaces are available to users. "Scheduled Availability" is defined as the number of hours in the reporting period that the applications/interfaces are scheduled to be available.

Scheduled availability is posted on the Interconnection web site: (www.interconnection.bellsouth.com/oss/oss_hour.html)

Exclusions

- CLEC-impacting troubles caused by factors outside of BellSouth's purview, e.g., troubles in customer equipment, troubles in networks owned by telecommunications companies other than BellSouth, etc.
- Degraded service, e.g., slow response time, loss of non-critical functionality, etc.

Business Rules

This measurement captures the functional availability of applications/interfaces as a percentage of scheduled availability for the same systems. Only full outages are included in the calculations for this measure. Full outages are defined as occurrences of either of the following:

- Application/interfacing application is down or totally inoperative.
- Application is totally inoperative for customers attempting to access or use the application. This includes transport outages when they may be directly associated with a specific application.

Comparison to an internal benchmark provides a vehicle for determining whether or not CLECs and retail BST entities are given comparable opportunities for use of pre-ordering and ordering systems.

Calculation

Interface Availability (Pre-Ordering/Ordering) = (a / b) X 100

- a = Functional Availability
- b = Scheduled Availability

Report Structure

- Not CLEC Specific
- Not Product/Service Specific
- Regional Level

Data Retained

Relating to CLEC Experience	Relating to BellSouth Performance
<ul style="list-style-type: none"> • Report Month • Legacy Contract Type (per reporting dimension) • Regional Scope • Hours of Downtime 	<ul style="list-style-type: none"> • Report Month • Legacy Contract Type (per reporting dimension) • Regional Scope • Hours of Downtime

SQM Disaggregation - Analog/Benchmark

SQM Level of Disaggregation	SQM Analog/Benchmark
<ul style="list-style-type: none"> • Regional Level 	<ul style="list-style-type: none"> • >= 99.5%

OSS Interface Availability

Application	Applicable to	% Availability
EDI	CLEC	x
TAG	CLEC	x
LENS	CLEC	x
LEO	CLEC	x
LESOG	CLEC	x
LNP Gateway	CLEC	x
COG	CLEC	Under Development
SOG	CLEC	Under Development
DOM	CLEC	Under Development
DOE	CLEC/BellSouth	x
SONGS	CLEC/BellSouth	x
ATLAS/COFFI	CLEC/BellSouth	x
BOCRIS	CLEC/BellSouth	x
DSAP	CLEC/BellSouth	x
RSAG	CLEC/BellSouth	x
SOCS	CLEC/BellSouth	x
CRIS	CLEC/BellSouth	x

SEEM Measure

SEEM Measure		
Yes	Tier I	
	Tier II	X

SEEM Disaggregation - Analog/Benchmark

SEEM Disaggregation	SEEM Analog/Benchmark
• Regional Level	• >= 99.5%

SEEM OSS Interface Availability

Application	Applicable to	% Availability
EDI	CLEC	x
HAL	CLEC	x
LENS	CLEC	x
LEO Mainframe	CLEC	x
LESOG	CLEC	x
PSIMS	CLEC	x
TAG	CLEC	x

OSS-3: Interface Availability (Maintenance & Repair)

Definition

Percent of time applications are functionally available as compared to scheduled availability. Calculations are based upon availability of applications and interfacing applications utilized by CLECs for maintenance and repair. "Functional Availability" is defined as the number of hours in the reporting period that the applications/interfaces are available to users. "Scheduled Availability" is defined as the number of hours in the reporting period that the applications/interfaces are scheduled to be available.

Scheduled availability is posted on the Interconnection web site: (www.interconnection.bellsouth.com/oss/oss_hour.html)

Exclusions

- CLEC-impacting troubles caused by factors outside of BellSouth's purview, e.g., troubles in customer equipment, troubles in networks owned by telecommunications companies other than BellSouth, etc.
- Degraded service, e.g., slow response time, loss of non-critical functionality, etc.

Business Rules

This measurement captures the functional availability of applications/interfaces as a percentage of scheduled availability for the same systems. Only full outages are included in the calculations for this measure. Full outages are defined as occurrences of either of the following:

- Application/interfacing application is down or totally inoperative.
- Application is totally inoperative for customers attempting to access or use the application. This includes transport outages when they may be directly associated with a specific application.

Comparison to an internal benchmark provides a vehicle for determining whether or not CLECs and retail BST entities are given comparable opportunities for use of maintenance and repair systems.

Calculation

OSS Interface Availability $(a / b) \times 100$

- a = Functional Availability
- b = Scheduled Availability

Report Structure

- Not CLEC Specific
- Not Product/Service Specific
- Regional Level

Data Retained

Relating to CLEC Experience	Relating to BellSouth Performance
<ul style="list-style-type: none"> • Availability of CLEC TAFI • Availability of LMOS HOST, MARCH, SOCS, CRIS, PREDICTOR, LNP and OSPCLM • ECTA 	<ul style="list-style-type: none"> • Availability of BellSouth TAFI • Availability of LMOS HOST, MARCH, SOCS, CRIS, PREDICTOR, LNP and OSPCLM

SQM Disaggregation - Analog/Benchmark

SQM Level of Disaggregation	SQM Analog/Benchmark
<ul style="list-style-type: none"> • Regional Level 	<ul style="list-style-type: none"> • $\geq 99.5\%$

OSS Interface Availability (M&R)

OSS Interface	% Availability
BST TAFI	x
CLEC TAFI	x
CLEC ECTA	x
BellSouth & CLEC	x
CRIS	x
LMOS HOST	x
LNP	x
MARCH	x
OSPCM	x
PREDICTOR	x
SOCS	x

SEEM Measure

SEEM Measure		
Yes	Tier I	
	Tier II	X

SEEM Disaggregation - Analog/Benchmark

SEEM Disaggregation	SEEM Analog/Benchmark
• Regional Level	• >= 99.5%

OSS Interface Availability (M&R)

OSS Interface	% Availability
CLEC TAFI	x
CLEC ECTA	x

OSS-4: Response Interval (Maintenance & Repair)

Definition

The response intervals are determined by subtracting the time a request is received on the BellSouth side of the interface from the time the response is received from the legacy system. Percentages of requests falling into each interval category are reported, along with the actual number of requests falling into those categories.

Exclusions

None

Business Rules

This measure is designed to monitor the time required for the CLEC and BellSouth interface system to obtain from BellSouth's legacy systems the information required to handle maintenance and repair functions. The clock starts on the date and time when the request is received on the BellSouth side of the interface and the clock stops when the response has been transmitted through that same point to the requester.

Note: The OSS Response Interval BellSouth Total Report is a combination of BellSouth Residence and Business Total.

Calculation

OSS Response Interval = (a - b)

- a = Query Response Date and Time
- b = Query Request Date and Time

Percent Response Interval (per category) = (c / d) X 100

- c = Number of Response Intervals in category "X"
- d = Number of Queries Submitted in the Reporting Period

where, "X" is <= 4, > 4 <= 10, <= 10, > 10, or > 30 seconds.

Report Structure

- Not CLEC Specific
- Not product/service specific
- Regional Level

Data Retained

Relating to CLEC Experience	Relating to BellSouth Performance
• CLEC Transaction Intervals	• BellSouth Business and Residential Transactions Intervals

SQM Disaggregation - Analog/Benchmark

SQM Level of Disaggregation	SQM Analog/Benchmark
• Regional Level	• Parity

Legacy System Access Times for M&R

System	BellSouth & CLEC	Count				
		<= 4	> 4 <= 10	<= 10	> 10	> 30
CRIS	x	x	x	x	x	x
DLETH	x	x	x	x	x	x
DLR	x	x	x	x	x	x
LMOS	x	x	x	x	x	x
LMOSupd	x	x	x	x	x	x
LNP	x	x	x	x	x	x
MARCH	x	x	x	x	x	x
OSPCM	x	x	x	x	x	x
Predictor	x	x	x	x	x	x
SOCS	x	x	x	x	x	x
NIW	x	x	x	x	x	x

SEEM Measure

SEEM Measure		
No	Tier I	
	Tier II	

SEEM Disaggregation - Analog/Benchmark

SEEM Disaggregation	SEEM Analog/Benchmark
• Not Applicable	• Not Applicable

PO-1: Loop Makeup - Response Time – Manual

Definition

This report measures the average interval and percent within the interval from the submission of a Manual Loop Makeup Service Inquiry (LMUSI) to the distribution of Loop Makeup information back to the CLEC.

Exclusions

- Inquiries, which are submitted electronically.
- Designated Holidays are excluded from the interval calculation.
- Weekend hours from 5:00PM Friday until 8:00AM Monday are excluded from the interval calculation.
- Canceled Inquiries.

Business Rules

The CLEC Manual Loop Makeup Service Inquiry (LMUSI) process includes inquiries submitted via mail or FAX to BellSouth's Complex Resale Support Group (CRSG).

This measurement combines three intervals:

1. From receipt of the Service Inquiry for Loop Makeup to hand off to the Service Advocacy Center (SAC) for "Look-up."
2. From SAC start date to SAC complete date.
3. From SAC complete date to date the Complex Resale Support Group (CRSG) distributes loop makeup information back to the CLEC.

The "Receive Date" is defined as the date the Manual LMUSI is received by the CRSG. It is counted as day Zero. LMU "Return Date" is defined as the date the LMU information is sent back to the CLEC from BellSouth. The interval calculation is reset to Zero when a CLEC initiated change occurs on the Manual LMU request.

Note: The Loop Make Up Service Inquiry Form does not require the CLEC to furnish the type of Loop. The CLEC determines whether the loop makeup will support the type of service they wish to order or not and qualifies the loop. If the loop makeup will support the service, a firm order LSR is submitted by the CLEC.

Calculation

Response Interval = (a - b)

- a = Date and Time LMUSI returned to CLEC
- b = Date and Time the LMUSI is received

Average Interval = (c / d)

- c = Sum of all Response Intervals
- d = Total Number of LMUSIs received within the reporting period

Percent within interval = (e / f) X 100

- e = Total LMUSIs received within the interval
- f = Total Number of LMUSIs processed within the reporting period

Report Structure

- CLEC Aggregate
- CLEC Specific
- Geographic Scope
 - State
 - Region
- Interval for manual LMUs:
 - 0 – <= 1 day
 - >1 – <= 2 days
 - >2 – <= 3 days
 - 0 - <= 3 days
 - >3 – <= 6 days
 - >6 – <= 10 days
 - > 10 days
- Average Interval in days

Data Retained

Relating to CLEC Experience	Relating to BellSouth Performance
<ul style="list-style-type: none"> • Report Month • Total Number of Inquiries • SI Intervals • State and Region 	<ul style="list-style-type: none"> • Not Applicable

SQM Disaggregation - Analog/Benchmark

SQM Level of Disaggregation	SQM Analog/Benchmark
<ul style="list-style-type: none"> • Loops 	Benchmark <ul style="list-style-type: none"> • 95% <= 3 Business Days

SEEM Measure

SEEM Measure		
Yes	Tier I	X
	Tier II	X

SEEM Disaggregation - Analog/Benchmark

SEEM Disaggregation	SEEM Analog/Benchmark
<ul style="list-style-type: none"> • Loops 	Benchmark <ul style="list-style-type: none"> • 95% <= 3 Business Days

PO-2: Loop Make Up - Response Time - Electronic

Definition

This report measures the average interval and the percent within the interval from the electronic submission of a Loop Makeup Service Inquiry (LMUSI) to the distribution of Loop Makeup information back to the CLEC.

Exclusions

- Manually submitted inquiries.
- Designated Holidays are excluded from the interval calculation.
- Canceled Requests.
- Scheduled OSS Maintenance.

Business Rules

The response interval starts when the CLEC's Mechanized Loop Makeup Service Inquiry (LMUSI) is submitted electronically through the Operational Support Systems interface, LENS, TAG or RoboTAG. It ends when BellSouth's Loop Facility Assignment and Control System (LFACS) responds electronically to the CLEC with the requested Loop Makeup data via LENS, TAG or RoboTAG Interfaces.

Note: The Loop Make Up Service Inquiry Form does not require the CLEC to furnish the type of Loop. The CLEC determines whether the loop makeup will support the type of service they wish to order or not and qualifies the loop. If the loop makeup will support the service, a firm order LSR is submitted by the CLEC. EDI is not a pre-ordering system, and, therefore, is not applicable in this measure.

Calculation

Response Interval = (a - b)

- a = Date and Time LMUSI returned to CLEC
- b = Date and Time the LMUSI is received

Average Interval = (c / d)

- c = Sum of all response intervals
- d = Total Number of LMUSIs received within the reporting period

Percent within interval = (e / f) X 100

- e = Total LMUSIs received within the interval
- f = Total Number of LMUSIs processed within the reporting period

Report Structure

- CLEC Aggregate
- CLEC Specific
- Geographic Scope
 - State
 - Region
- Interval for electronic LMUs:
 - 0 - <= 1 minute
 - >1 - <= 5 minutes
 - 0 - <= 5 minutes
 - > 5 - <= 8 minutes
 - > 8 - <= 15 minutes
 - > 15 minutes
- Average Interval in minutes

Data Retained

Relating to CLEC Experience	Relating to BellSouth Performance
<ul style="list-style-type: none"> • Report Month • Legacy Contract 	<ul style="list-style-type: none"> • Not Applicable

- | | |
|--|--|
| <ul style="list-style-type: none">• Response Interval• Regional Scope | |
|--|--|

SQM Disaggregation - Analog/Benchmark

SQM Level of Disaggregation	SQM Analog/Benchmark
<ul style="list-style-type: none">• Loops	Benchmark <ul style="list-style-type: none">• 90% <= 5 Minutes (05/01/01)• 95% <= 1 Minute (08/01/01)

SEEM Measure

SEEM Measure		
Yes	Tier I	X
	Tier II	X

SEEM Disaggregation - Analog/Benchmark

SEEM Disaggregation	SEEM Analog/Benchmark
<ul style="list-style-type: none">• Loop	<ul style="list-style-type: none">• 90% <= 5 Minutes (05/01/01)• 95% <= 1 Minute (08/01/01)

Section 2: Ordering

O-1: Acknowledgement Message Timeliness

Definition

This measurement provides the response interval from the time an LSR or transmission (may contain multiple LSRs from one or more CLECs in multiple states) is electronically submitted via EDI or TAG respectively until an acknowledgement notice is sent by the system.

Exclusions

- Scheduled OSS Maintenance

Business Rules

The process includes EDI & TAG system functional acknowledgements for all messages/Local Service Requests (LSRs) which are electronically submitted by the CLEC. Users of EDI may package many LSRs into one transmission which will receive the acknowledgement message. EDI users may place multiple LSRs in one “envelope” requesting service in one or more states which will mask the identity of the state and CLEC. The start time is the receipt time of the message at BellSouth’s side of the interface (gateway). The end time is when the acknowledgement is transmitted by BellSouth at BellSouth’s side of the interface (gateway). If more than one CLEC uses the same ordering center (aggregator), an Acknowledgement Message will be returned to the “Aggregator”. However, BellSouth will not be able to determine which specific CLEC or state this message represented.

Calculation

Response Interval = (a - b)

- a = Date and Time Acknowledgement Notices returned to CLEC
- b = Date and Time messages/LSRs electronically submitted by the CLEC via EDI or TAG respectively

Average Response Interval = (c / d)

- c = Sum of all Response Intervals
- d = Total number of electronically submitted messages/LSRs received, from CLECs via EDI or TAG respectively, in the Reporting Period.

Reporting Structure

- CLEC Aggregate
- CLEC Specific/Aggregator
- Geographic Scope
 - Region
- Electronically Submitted LSRs
 - 0 – <= 10 minutes
 - >10 – <= 20 minutes
 - >20 – <= 30 minutes
 - 0 – <= 30 minutes
 - >30 – <= 45 minutes
 - >45 – <= 60 minutes
 - >60 – <= 120 minutes
 - >120 minutes
- Average interval for electronically submitted messages/LSRs in minutes

Data Retained

Relating to CLEC Experience	Relating to BellSouth Performance
<ul style="list-style-type: none"> • Report Month • Record of Functional Acknowledgements 	<ul style="list-style-type: none"> • Not Applicable

SQM Disaggregation - Analog/Benchmark

SQM Level of Disaggregation	SQM Analog/Benchmark
<ul style="list-style-type: none"> • EDI • TAG 	<ul style="list-style-type: none"> • EDI <ul style="list-style-type: none"> - 90% <= 30 minutes (05/01/01) - 95% <= 30 minutes (08/01/01) • TAG – 95% <= 30 minutes

SEEM Measure

SEEM Measure		
Yes	Tier I	X
	Tier II	X

SEEM Disaggregation - Analog/Benchmark

SEEM Disaggregation	SEEM Analog/Benchmark
<ul style="list-style-type: none"> • EDI • TAG 	<ul style="list-style-type: none"> • EDI <ul style="list-style-type: none"> - 90% <= 30 minutes (05/01/01) - 95% <= 30 minutes (08/01/01) • TAG – 95% <= 30 minutes

O-2: Acknowledgement Message Completeness

Definition

This measurement provides the percent of transmissions/LSRs received via EDI or TAG respectively, which are acknowledged electronically.

Exclusions

- Manually submitted LSRs
- Scheduled OSS Maintenance

Business Rules

EDI and TAG send Functional Acknowledgements for all transmissions/LSRs, which are electronically submitted by a CLEC. Users of EDI may package many LSRs from multiple states in one transmission. If more than one CLEC uses the same ordering center, an Acknowledgement Message will be returned to the "Aggregator", however, BellSouth will not be able to determine which specific CLEC this message represented. The Acknowledgement Message is returned prior to the determination of whether the transmission/LSR will be partially mechanized or fully mechanized.

Calculation

Acknowledgement Completeness = (a / b) X 100

- a = Total number of Functional Acknowledgements returned in the reporting period for transmissions/LSRs electronically submitted by EDI or TAG respectively
- b = Total number of electronically submitted transmissions/LSRs received in the reporting period by EDI or TAG respectively

Report Structure

- CLEC Aggregate
- CLEC Specific/Aggregator
- Geographic Scope
 - Region

Note: The Order calls for Mechanized, Partially Mechanized, and Totally Mechanized, however, the Acknowledgement message is generated before the system recognizes whether this electronic transmission will be partially or fully mechanized.

Data Retained

Relating to CLEC Experience	Relating to BellSouth Performance
<ul style="list-style-type: none"> • Report Month • Record of Functional Acknowledgements 	<ul style="list-style-type: none"> • Not Applicable

SQM Disaggregation - Analog/Benchmark

SQM Level of Disaggregation	SQM Analog/Benchmark
<ul style="list-style-type: none"> • EDI • TAG 	<ul style="list-style-type: none"> • Benchmark: 100%

SEEM Measure

SEEM Measure		
Yes	Tier I	X
	Tier II	X

SEEM Disaggregation - Analog/Benchmark

SEEM Disaggregation	SEEM Analog/Benchmark
<ul style="list-style-type: none"> • EDI • TAG 	<ul style="list-style-type: none"> • Benchmark: 100%

O-3: Percent Flow-Through Service Requests (Summary)

Definition

The percentage of Local Service Requests (LSR) and LNP Local Service Requests (LNP LSRs) submitted electronically via the CLEC mechanized ordering process that flow through and reach a status for a FOC to be issued, without manual intervention.

Exclusions

- Fatal Rejects
- Auto Clarification
- Manual Fallout
- CLEC System Fallout
- Scheduled OSS Maintenance

Business Rules

The CLEC mechanized ordering process includes all LSRs, including supplements (subsequent versions) which are submitted through one of the three gateway interfaces (TAG, EDI and LENS), that flow through and reach a status for a FOC to be issued, without manual intervention. These LSRs can be divided into two classes of service: Business and Residence, and two types of service: Resale, and Unbundled Network Elements (UNE). The CLEC mechanized ordering process does not include LSRs which are submitted manually (for example, fax and courier) or are not designed to flow through (for example, Manual Fallout.)

Definitions:

Fatal Rejects: Errors that prevent an LSR, submitted electronically by the CLEC, from being processed further. When an LSR is submitted by a CLEC, LEO/LNP Gateway will perform edit checks to ensure the data received is correctly formatted and complete. For example, if the PON field contains an invalid character, LEO/LNP Gateway will reject the LSR and the CLEC will receive a Fatal Reject.

Auto-Clarification: Clarifications that occur due to invalid data within the LSR. LESOG/LAUTO will perform data validity checks to ensure the data within the LSR is correct and valid. For example, if the address on the LSR is not valid according to RSAG, or if the LNP is not available for the NPA NXXX requested, the CLEC will receive an Auto-Clarification.

Manual Fallout: Planned Fallout that occur by design. Certain LSRs are designed to fallout of the Mechanized Order Process due to their complexity. These LSRs are manually processed by the LCSC. When a CLEC submits an LSR, LESOG/LAUTO will determine if the LSR should be forwarded to LCSC for manual handling. Following are the categories for Manual Fallout:

- | | |
|---|--|
| 1. Complex* | 8. Denials-restore and conversion, or disconnect and conversion orders |
| 2. Special pricing plans | 9. Class of service invalid in certain states with some types of service |
| 3. Some Partial migrations | 10. Low volume such as activity type "T" (move) |
| 4. New telephone number not yet posted to BOCRIS | 11. More than 25 business lines, or more than 15 loops |
| 5. Pending order review required | 12. Transfer of calls option for the CLEC end users |
| 6. CSR inaccuracies such as invalid or missing CSR data in CRIS | 13. Directory Listings (Indentations and Captions) |
| 7. Expedites (requested by the CLEC) | |

*See LSR Flow-Through Matrix following O-6 for a list of services, including complex services, and whether LSRs issued for the services are eligible to flow through.

Total System Fallout: Errors that require manual review by the LCSC to determine if the error is caused by the CLEC, or is due to BellSouth system functionality. If it is determined the error is caused by the CLEC, the LSR will be sent back to the CLEC for clarification. If it is determined the error is BellSouth caused, the LCSC representative will correct the error, and the LSR will continue to be processed.

Z Status: LSRs that receive a supplemental LSR submission prior to final disposition of the original LSR.

Calculation

Percent Flow Through = $a / [b - (c + d + e + f)] \times 100$

- a = The total number of LSRs that flow through LESOG/LAUTO and reach a status for a FOC to be issued
- b = the number of LSRs passed from LEO/LNP Gateway to LESOG/LAUTO

- c = the number of LSRs that fall out for manual processing
- d = the number of LSRs that are returned to the CLEC for clarification
- e = the number of LSRs that contain errors made by CLECs
- f = the number of LSRs that receive a Z status

Percent Achieved Flow Through = $a / [b - (c + d + e)] \times 100$

- a = the number of LSRs that flow through LESOG/LAUTO and reach a status for a FOC to be issued
- b = the number of LSRs passed from LEO/LNP Gateway to LESOG/LAUTO
- c = the number of LSRs that are returned to the CLEC for clarification
- d = the number of LSRs that contain errors made by CLECs
- e = the number of LSRs that receive Z status

Report Structure

- CLEC Aggregate
 - Region

Data Retained

Relating to CLEC Experience	Relating to BellSouth Performance
<ul style="list-style-type: none"> • Report Month • Total Number of LSRs Received, by Interface, by CLEC <ul style="list-style-type: none"> - TAG - EDI - LENS • Total Number of Errors by Type, by CLEC <ul style="list-style-type: none"> - Fatal Rejects - Auto Clarification - CLEC Caused System Fallout • Total Number of Errors by Error Code • Total Fallout for Manual Processing 	<ul style="list-style-type: none"> • Report Month • Total Number of Errors By Type <ul style="list-style-type: none"> - Bellsouth System Error

SQM Disaggregation - Analog/Benchmark

SQM Level of Disaggregation	SQM Analog/Benchmark ²
• Residence	• Benchmark: 95%
• Business	• Benchmark: 90%
• UNE	• Benchmark: 85%
• LNP	• Benchmark: 85%

SEEM Measure

SEEM Measure		
Yes	Tier I	
	Tier II	X

SEEM Disaggregation - Analog/Benchmark

SEEM Disaggregation	SEEM Analog/Benchmark ³
• Residence	• Benchmark: 95%
• Business	• Benchmark: 90%
• UNE	• Benchmark: 85%
• LNP	• Benchmark: 85%

² Benchmarks do not apply to the "Percent Achieved Flow Through."

³ Benchmarks do not apply to the "Percent Achieved Flow Through."

O-4: Percent Flow-Through Service Requests (Detail)

Definition

A detailed list, by CLEC, of the percentage of Local Service Requests (LSR) and LNP Local Service Requests (LNP LSRs) submitted electronically via the CLEC mechanized ordering process that flow through and reach a status for a FOC to be issued, without manual or human intervention.

Exclusions

- Fatal Rejects
- Auto Clarification
- Manual Fallout
- CLEC System Fallout
- Scheduled OSS Maintenance

Business Rules

The CLEC mechanized ordering process includes all LSRs, including supplements (subsequent versions) which are submitted through one of the three gateway interfaces (TAG, EDI, and LENS), that flow through and reach a status for a FOC to be issued, without manual intervention. These LSRs can be divided into two classes of service: Business and Residence, and three types of service: Resale, and Unbundled Network Elements (UNE). The CLEC mechanized ordering process does not include LSRs, which are submitted manually (for example, fax and courier) or are not designed to flow through (for example, Manual Fallout.)

Definitions:

Fatal Rejects: Errors that prevent an LSR, submitted electronically by the CLEC, from being processed further. When an LSR is submitted by a CLEC, LEO/LNP Gateway will perform edit checks to ensure the data received is correctly formatted and complete. For example, if the PON field contains an invalid character, LEO/LNP Gateway will reject the LSR and the CLEC will receive a Fatal Reject.

Auto-Clarification: Clarifications that occur due to invalid data within the LSR. LESOG/LAUTO will perform data validity checks to ensure the data within the LSR is correct and valid. For example, if the address on the LSR is not valid according to RSAG, or if the LNP is not available for the NPA NXXX requested, the CLEC will receive an Auto-Clarification.

Manual Fallout: Planned Fallout that occur by design. Certain LSRs are designed to fallout of the Mechanized Order Process due to their complexity. These LSRs are manually processed by the LCSC. When a CLEC submits an LSR, LESOG/LAUTO will determine if the LSR should be forwarded to LCSC for manual handling. Following are the categories for Manual Fallout:

- | | |
|---|--|
| 1. Complex* | 8. Denials-restore and conversion, or disconnect and conversion orders |
| 2. Special pricing plans | 9. Class of service invalid in certain states with some types of service |
| 3. Some Partial migrations | 10. Low volume such as activity type "T" (move) |
| 4. New telephone number not yet posted to BOCRIS | 11. More than 25 business lines, or more than 15 loops |
| 5. Pending order review required | 12. Transfer of calls option for the CLEC end users |
| 6. CSR inaccuracies such as invalid or missing CSR data in CRIS | 13. Directory Listings (Intentions and Captions) |
| 7. Expedites (requested by the CLEC) | |

*See LSR Flow-Through Matrix following O-6 for a list of services, including complex services, and whether LSRs issued for the services are eligible to flow through.

Total System Fallout: Errors that require manual review by the LSCS to determine if the error is caused by the CLEC, or is due to BellSouth system functionality. If it is determined the error is caused by the CLEC, the LSR will be sent back to the CLEC for clarification. If it is determined the error is BellSouth caused, the LCSC representative will correct the error, and the LSR will continue to be processed.

Z Status: LSRs that receive a supplemental LSR submission prior to final disposition of the original LSR.

Calculation

Percent Flow Through = $a / [b - (c + d + e + f)] \times 100$

- a = The total number of LSRs that flow through LESOG/LAUTO and reach a status for a FOC to be issued

- b = the number of LSRs passed from LEO/LNP Gateway to LESOG/LAUTO
- c = the number of LSRs that fall out for manual processing
- d = the number of LSRs that are returned to the CLEC for clarification
- e = the number of LSRs that contain errors made by CLECs
- f = the number of LSRs that receive a Z status

Percent Achieved Flow Through = $a / [b - (c + d + e)] \times 100$

- a = the number of LSRs that flow through LESOG/LAUTO and reach a status for a FOC to be issued
- b = the number of LSRs passed from LEO/LNP Gateway to LESOG/LAUTO
- c = the number of LSRs that are returned to the CLEC for clarification
- d = the number of LSRs that contain errors made by CLECs
- e = the number of LSRs that receive Z status

Report Structure

Provides the flow through percentage for each CLEC (by alias designation) submitting LSRs through the CLEC mechanized ordering process. The report provides the following:

- CLEC (by alias designation)
- Number of fatal rejects
- Mechanized interface used
- Total mechanized LSRs
- Total manual fallout
- Number of auto clarifications returned to CLEC
- Number of validated LSRs
- Number of BellSouth caused fallout
- Number of CLEC caused fallout
- Number of Service Orders Issued
- Base calculation
- CLEC error excluded calculation

Data Retained

Relating to CLEC Experience	Relating to BellSouth Performance
<ul style="list-style-type: none"> • Report Month • Total Number of LSRs Received, by Interface, by CLEC <ul style="list-style-type: none"> - TAG - EDI - LENS • Total Number of Errors by Type, by CLEC <ul style="list-style-type: none"> - Fatal Rejects - Auto Clarification - CLEC Errors • Total Number of Errors by Error Code • Total Fallout for Manual Processing 	<ul style="list-style-type: none"> • Report Month • Total Number of Errors by Type <ul style="list-style-type: none"> - Bellsouth System Error

SQM Disaggregation - Analog/Benchmark

SQM Level of Disaggregation	SQM Analog/Benchmark ⁴
• Residence	• Benchmark: 95%
• Business	• Benchmark: 90%
• UNE	• Benchmark: 85%
• LNP	• Benchmark: 85%

⁴ Benchmarks do not apply to the "Percent Achieved Flow Through."

SEEM Measure

SEEM Measure		
Yes	Tier I	X
	Tier II	

SEEM Disaggregation - Analog/Benchmark

SEEM Disaggregation	SEEM Analog/Benchmark ⁵
• Residence	• Benchmark: 95%
• Business	• Benchmark: 90%
• UNE	• Benchmark: 85%
• LNP	• Benchmark: 85%

⁵ Benchmarks do not apply to the "Percent Achieved Flow Through."

O-5: Flow-Through Error Analysis

Definition

An analysis of each error type (by error code) that was experienced by the LSRs that did not flow through or reached a status for a FOC to be issued.

Exclusions

Each Error Analysis is error code specific, therefore exclusions are not applicable.

Business Rules

The CLEC mechanized ordering process includes all LSRs, including supplements (subsequent versions) which are submitted through one of the three gateway interfaces (TAG, EDI, and LENS), that flow through and reach a status for a FOC to be issued. The CLEC mechanized ordering process does not include LSRs which are submitted manually (for example, fax and courier).

Calculation

Total for each error type.

Report Structure

Provides an analysis of each error type (by error code). The report is in descending order by count of each error code and provides the following:

- Error Type (by error code)
- Count of each error type
- Percent of each error type
- Cumulative percent
- Error Description
- CLEC Caused Count of each error code
- Percent of aggregate by CLEC caused count
- Percent of CLEC caused count
- BellSouth Caused Count of each error code
- Percent of aggregate by BellSouth caused count
- Percent of BellSouth by BellSouth caused count

Data Retained

Relating to CLEC Experience	Relating to BellSouth Performance
<ul style="list-style-type: none"> • Report Month • Total Number of LSRs Received • Total Number of Errors by Type (by error code) - CLEC Caused Error 	<ul style="list-style-type: none"> • Report Month • Total Number of Errors by Type (by error code) - BellSouth System Error

SQM Disaggregation - Analog/Benchmark

SQM Level of Disaggregation	SQM Analog/Benchmark
• Not Applicable	• Not Applicable

SEEM Measure

SEEM Measure		
No	Tier I	
	Tier II	

SEEM Disaggregation - Analog/Benchmark

SEEM Disaggregation	SEEM Analog/Benchmark
• Not Applicable	• Not Applicable

O-6: CLEC LSR Information

Definition

A list with the flow through activity of LSRs by CC, PON and Ver, issued by each CLEC during the report period.

Exclusions

- Fatal Rejects
- LSRs submitted manually

Business Rules

The CLEC mechanized ordering process includes all LSRs, including supplements (subsequent versions) which are submitted through one of the three gateway interfaces (TAG, EDI, and LENS), that flow through and reach a status for a FOC to be issued. The CLEC mechanized ordering process does not include LSRs which are submitted manually (for example, fax and courier).

Calculation

Not Applicable

Report Structure

Provides a list with the flow through activity of LSRs by CC, PON and Ver, issued by each CLEC during the report period with an explanation of the of the columns and content. This report is available on a CLEC specific basis. The report provides the following for each LSR.

- CC
- PON
- Ver
- Timestamp
- Type
- Err #
- Note or Error Description

Data Retained

Relating to CLEC Experience	Relating to BellSouth Performance
<ul style="list-style-type: none"> • Report Month • Record of LSRs Received by CC, PON and Ver • Record of Timestamp, Type, Err # and Note or Error Description for each LSR by CC, PON and Ver 	<ul style="list-style-type: none"> • Not Applicable

SQM Disaggregation - Analog/Benchmark

SQM Level of Disaggregation	SQM Analog/Benchmark
<ul style="list-style-type: none"> • Not Applicable 	<ul style="list-style-type: none"> • Not Applicable

SEEM Measure

SEEM Measure		
No	Tier I	
	Tier II	

SEEM Disaggregation - Analog/Benchmark

SEEM Disaggregation	SEEM Analog/Benchmark
<ul style="list-style-type: none"> • Not Applicable 	<ul style="list-style-type: none"> • Not Applicable

LSR Flow Through Matrix

Product	Product Type	Reqtype	ACT Type	F/T ³	Comple x Service	Complex Order	Planned Fallout For Manual Handling ¹	EDI	TAG ²	LEN S ⁴
2 wire analog DID trunk port	U,C	A	N,T	No	UNE	Yes	NA	N	N	N
2 wire analog port	U	A	N,T	No	UNE	No	Yes	Y	Y	N
2 wire ISDN digital line	U,C	A	N,T	No	UNE	Yes	NA	N	N	N
2 wire ISDN digital loop	U,C	A	N,T	Yes	UNE	Yes	No	Y	Y	N
3 Way Calling	R,B	E,M	N,C,T,V,W	Yes	No	No	No	Y	Y	Y
4 wire analog voice grade loop	U,C	A	N,T	Yes	UNE	Yes	No	Y	Y	N
4 wire DSO & PRI digital loop	U,C	A	N,T	No	UNE	Yes	NA	N	N	N
4 wire DS1 & PRI digital loop	U,C	A	N,T	No	UNE	Yes	NA	N	N	N
4 wire ISDN DSI digital trunk ports	U,C	A	N,T	No	UNE	Yes	NA	N	N	N
Accupulse	C	E	N,C,T,V,W	No	Yes	Yes	NA	N	N	N
ADSL	R,B,C	E	V,W	No	UNE	No	No	Y	Y	N
Area Plus	R,B	E,M	N,C,T,V,W	Yes	No	No	No	Y	Y	Y
Basic Rate ISDN	U,C	A	N,T	No	Yes	Yes	Yes	Y	Y	N
Basic Rate ISDN 2 Wire	C	E	C, D,T,V,W	No	Yes	Yes	Yes	Y	Y	N
Basic Rate ISDN 2 Wire	C	E	N,T	No	Yes	Yes	N/A	N	N	N
Basic Rate ISDN 2 Wire UNE P	C	M	N,C,D,V	No	YES	Yes	N/A	N	N	N
Analog Data/Private Line	C	E	N, C, T, V, W, D, P, Q	No	Yes	Yes	N/A	N	N	N
Call Block	R,B	E,B,M	N,C,T,V,W	Yes	No	No	No	Y	Y	Y
Call Forwarding	R,B	E,B,M	N,C,T,V,W	Yes	No	No	No	Y	Y	Y
Call Return	R,B	E,B,M	N,C,T,V,W	Yes	No	No	No	Y	Y	Y
Call Selector	R,B	E,B,M	N,C,T,V,W	Yes	No	No	No	Y	Y	Y
Call Tracing	R,B	E,B,M	N,C,T,V,W	Yes	No	No	No	Y	Y	Y
Call Waiting	R,B	E,B,M	N,C,T,V,W	Yes	No	No	No	Y	Y	Y
Call Waiting Deluxe	R,B	E,B,M	N,C,T,V,W	Yes	No	No	No	Y	Y	Y
Caller ID	R,B	E,B,M	N,C,T,V,W	Yes	No	No	No	Y	Y	Y
CENTREX	C	P	V,P	No	Yes	Yes	NA	N	N	N
DID ACT W	C	N	W	No	Yes	Yes	Yes	Y	Y	Y
Digital Data Transport	U	E	N,C,T,V,W	No	UNE	Yes	NA	N	N	N
Directory Listing Indentions	B,U	B,C,E,F, J,M,N	N,C,T,R,V,W,P,Q	No	No	No	Yes	Y	Y	Y
Directory Listings Captions	R,B,U	B,C,E,F, J,M,N	N,C,T,R,V,W,P,Q	No	No	Yes	Yes	Y	Y	Y
Directory Listings (simple)	R,B,U	B,C,E,F, J,M,N	N,C,T,R,V,W,P,Q	Yes	No	No	No	Y	Y	Y
DS3	U	A,M	N,C,V	No	UNE	Yes	NA	N	N	N
DS1Loop	U	A,M	N,C,V	Yes	UNE	Yes	No	Y	Y	N
DSO Loop	U	A, B	N,C,D,T,V	Yes	UNE	Yes	No	Y	Y	N
Enhanced Caller ID	R,B	E,M	C,D,N,T,V,W	Yes	No	No	No	Y	Y	Y
ESSX	C	P	C,D,T,V,S,B,W,L, P,Q	No	Yes	Yes	NA	N	N	N
Flat Rate/Business	B	E, M	C,D,N,T,V,W	Yes	No	No	No	Y	Y	Y
Flat Rate/Residence	R	E, M	C,D,N,T,V,W	Yes	No	No	No	Y	Y	Y
FLEXSERV	C	E	N,C,D,T,V,W,P,Q	No	Yes	Yes	NA	N	N	N
Frame Relay	C	E	N,C,D,V,W	No	Yes	Yes	NA	N	N	N
FX	C	E	N,C,D,T,V,W,P,Q	No	Yes	Yes	NA	N	N	N
Ga. Community Calling	R,B	E, M	C,D,N,T,V,W	Yes	No	No	No	Y	Y	Y
HDSL	U	A	N,C,D	Yes	UNE	No	No	Y	Y	N
Hunting MLH	R,B	E, M	C,D,N,T,V,W	No	C/S4	C/S	Yes	Y	Y	N
Hunting Series Completion	R,B	E, M	C,D,N,T,V,W	Yes	C/S	C/S	No	Y	Y	Y
INP to LNP Conversion	U	C	C	No	UNE	Yes	Yes	Y	Y	N

Product	Product Type	Reqtype	ACT Type	F/T ³	Comple x Service	Complex Order	Planned Fallout For Manual Handling ¹	EDI	TAG ²	LEN S ⁴
LightGate	C	E	N,C,D,T,V,W,P,Q	No	Yes	Yes	NA	N	N	N
Line Sharing	U	A	C,D	Yes	UNE	No	No	Y	Y	Y
Local Number Portability	U	C	C,D,P,V,Q	Yes	UNE	Yes	No	Y	Y	N
LNP With Complex Listing	C	C	P,V,Q,W	No	UNE	Yes	Yes	Y	Y	N
LNP with Partial Migration	U	C	D,P,V,Q	No	UNE	Yes	Yes	Y	Y	N
LNP with Complex Services	C	C	P,V,Q,W	No	UNE	Yes	Yes	Y	Y	N
Loop+INP	U	B	D,P,V,Q	Yes	UNE	No	No	Y	Y	N
Loop+LNP	U	B	C,D,N,V	Yes	UNE	No	No	Y	Y	N
Measured Rate/Bus	R,B	E,M	C,D,T,N,V,W	Yes	No	No	No	Y	Y	Y
Measured Rate/Res	R,B	E,M	C,D,T,N,V,W	Yes	No	No	No	Y	Y	Y
Megalink	C	E	N,V,W,T,D,C,P,Q	No	Yes	Yes	NA	N	N	N
Megalink-T1	C	E,M	N,V,W,T,D,C,P,Q	No	Yes	Yes	NA	N	N	N
Memory Call	R,B	E, M	C,D,N,T,V,W	Yes	No	No	No	Y	Y	Y
Memory Call Ans. Svc.	R,B	E, M	C,D,N,T,V,W	Yes	No	No	No	Y	Y	Y
Multiserv	C	P	N,C,D,T,V,S,B, W,L,P,Q	No	Yes	Yes	NA	N	N	N
Native Mode LAN Interconnection (NMLI)	C	E	N,C,D,V,W	No	Yes	Yes	NA	N	N	N
Off-Prem Stations	C	E	N,C,D,V,W,T,P,Q	No	Yes	Yes	NA	N	N	N
Optional Calling Plan	R,B	E, M	N	Yes	No	No	No	Y	Y	Y
Package/Complete Choice and Area Plus	R,B	E, M	N,T,C,V,W	Yes	No	No	No	Y	Y	Y
Pathlink Primary Rate ISDN	C	E	N,C,D,T,V,W,P,Q	No	Yes	Yes	NA	N	N	N
Pay Phone Provider	B	E	C,D,T,N,V,W	No	No	No	NA	N	N	N
PBX Standalone Port	C	F	N,C,D	No	Yes	Yes	Yes	Y	Y	N
PBX Trunks	R,B	E	N,C,D,V,W,T,P,Q	No	Yes	Yes	Yes	Y	Y	N
Port/Loop PBX	U	M	A,C,D,V	No	No	No	Yes	Y	Y	N
Port/Loop Simple	U	M	A,C,D,V	Yes	No	No	Yes	Y	Y	Y
Preferred Call Forward	R,B,U	E	C,D,T,N,V,W	Yes	No	No	No	Y	Y	Y
RCF Basic	R,B	E	N,D,W,T,F	Yes	No	No	No	Y	Y	Y
Remote Access to CF	R,B	E,M	C,D,T,N,V,W	Yes	No	No	No	Y	Y	Y
Repeat Dialing	R,B	E,M	C,D,T,N,V,W	Yes	No	No	No	Y	Y	Y
Ringmaster	R,B	E,M	C,D,T,N,V,W	Yes	No	No	No	Y	Y	Y
Smartpath	R,B	E	C,D,T,N,V,W	No	Yes	Yes	NA	N	N	N
SmartRING	C	E	N,D,C,V,W	No	Yes	Yes	NA	N	N	N
Speed Calling	R,B	E	C,D,T,N,V,W	Yes	No	No	No	Y	Y	Y
Synchronet	C	E	N	Yes	Yes	Yes	Yes	Y	Y	N
Tie Lines	C	E	N,C,D,V,W,T,P,Q	No	Yes	Yes	NA	N	N	N
Touchtone	R,B	E	C,D,T,N,V,W	Yes	No	No	No	Y	Y	Y
Unbundled Loop-Analog 2W, SL1, SL2	U	A,B	C,D,T,N,V,W	Yes	UNE	No	No	Y	Y	Y
WATS	R,B	E	W,D	No	Yes	Yes	NA	N	N	N
XDSL	C,U	A,B	N,T,C,V,D	Yes	UNE	No	No	Y	Y	N
XDSL Extended LOOP	C,U	A,B	N,T,C,V,D	No	UNE	Yes	NA	N	N	N
Collect Call Block	R,B	E	N,T,C,V,W,D	Yes	No	No	No	Y	Y	Y
900 Call Block	R,B	E	N,T,C,V,W,D	Yes	No	No	No	Y	Y	Y
3rd Party Call Block	R,B	E	N,T,C,V,W,D	Yes	No	No	No	Y	Y	Y
Three Way Call Block	R,B	E	N,T,C,V,W,D	Yes	No	No	No	Y	Y	Y
PIC/LPIC Change	R,B	E	T,C,V,	Yes	No	No	No	Y	Y	Y
PIC/LPIC Freeze	R,B	E	N,T,C,V	Yes	No	No	No	Y	Y	Y

Note¹: Planned Fallout for Manual Handling denotes those services that are electronically submitted and are not intended to flow through due to the complexity of the service.

Note²: The TAG column includes those LSRs submitted via Robo TAG.

Note³: For all services that indicate 'No' for flow-through, the following reasons, in addition to errors or complex services, also prompt manual handling: Expedites from CLECs, special pricing plans, denials restore and conversion or disconnect and conversion both required, partial migrations (although conversions-as-is flow through for issue 9), class of service invalid in certain states with some TOS e.g. government, or cannot be changed when changing main TN on C activity, low volume e.g. activity type T=move, pending order review required, more than 25 business lines, CSR inaccuracies such as invalid or missing CSR data in CRIS, Directory listings – Intentions, Directory listings – Captions, transfer of calls option for CLEC end user – new TN not yet posted to BOCRIS. Many are unique to the CLEC environment.

Note⁴: Services with C/S in the Complex Service and/or the Complex Order columns can be either complex or simple.

Note⁵: EELs are manually ordered.

Note⁶: LSRs submitted for Resale Products and Services for which there is a temporary promotion or discount plan will be processed identically to those LSRs ordering the same Products or Services without a promotion or discount plan.

O-7: Percent Rejected Service Requests

Definition

Percent Rejected Service Request is the percent of total Local Service Requests (LSRs) received which are rejected due to error or omission. An LSR is considered valid when it is submitted by the CLEC and passes edit checks to insure the data received is correctly formatted and complete.

Exclusions

- Service Requests canceled by the CLEC prior to being rejected/clarified.
- Scheduled OSS Maintenance

Business Rules

Fully Mechanized: An LSR is considered “rejected” when it is submitted electronically but does not pass LEO edit checks in the ordering systems (EDI, LENS, TAG, LEO, LESOG) and is returned to the CLEC without manual intervention. There are two types of “Rejects” in the Mechanized category:

A **Fatal Reject** occurs when a CLEC attempts to electronically submit an LSR but required fields are either not populated or incorrectly populated and the request is returned to the CLEC before it is considered a valid LSR.

Fatal rejects are reported in a separate column, and for informational purposes ONLY. Fatal rejects are excluded from the calculation of the percent of total LSRs rejected or the total number of rejected LSRs.

An **Auto Clarification** occurs when a valid LSR is electronically submitted but rejected from LESOG because it does not pass further edit checks for order accuracy.

Partially Mechanized: A valid LSR, which is electronically submitted (via EDI, LENS, TAG) but cannot be processed electronically and “falls out” for manual handling. It is then put into “clarification” and sent back (rejected) to the CLEC.

Total Mechanized: Combination of Fully Mechanized and Partially Mechanized LSRs electronically submitted by the CLEC.

Non-Mechanized: LSRs which are faxed or mailed to the LCSC for processing and “clarified” (rejected) back to the CLEC by the BellSouth service representative.

Interconnection Trunks: Interconnection Trunks are ordered on Access Service Requests (ASRs). ASRs are submitted to and processed by the Interconnection Purchasing Center (IPC). Trunk data is reported separately.

Calculation

Percent Rejected Service Requests = $(a / b) \times 100$

- a = Total Number of Rejected Service Requests in the Reporting Period
- b = Total Number of Service Requests Received in the Reporting Period

Report Structure

- Fully Mechanized, Partially Mechanized, Total Mechanized, Non-Mechanized
- CLEC Specific
- CLEC Aggregate
- Geographic Scope
 - State
 - Region
- Product Specific Percent Rejected
- Total Percent Rejected

Data Retained

Relating to CLEC Experience	Relating to BellSouth Performance
<ul style="list-style-type: none"> • Report Month • Total Number of LSRs • Total Number of Rejects • State and Region • Total Number of ASRs (Trunks) 	<ul style="list-style-type: none"> • Not Applicable

SQM Disaggregation - Analog/Benchmark

SQM Level of Disaggregation	SQM Analog/Benchmark
Mechanized, Partially Mechanized and Non-Mechanized <ul style="list-style-type: none"> • Resale - Residence • Resale - Business • Resale – Design (Special) • Resale PBX • Resale Centrex • Resale ISDN • LNP (Standalone) • INP (Standalone) • 2W Analog Loop Design • 2W Analog Loop Non-Design • 2W Analog Loop With INP Design • 2W Analog Loop With INP Non-Design • 2W Analog Loop With LNP Design • 2W Analog Loop With LNP Non-Design • UNE Loop + Port Combinations • Switch Ports • UNE Combination Other • UNE xDSL (ADSL, HDSL, UCL) • Line Sharing • UNE ISDN Loop • UNE Other Design • UNE Other Non-Design • Local Interoffice Transport • Local Interconnection Trunks 	<ul style="list-style-type: none"> • Diagnostic

SEEM Measure

SEEM Measure		
No	Tier I	
	Tier II	

SEEM Disaggregation - Analog/Benchmark

SEEM Disaggregation	SEEM Analog/Benchmark
<ul style="list-style-type: none"> • Not Applicable 	<ul style="list-style-type: none"> • Not Applicable

O-8: Reject Interval

Definition

Reject Interval is the average reject time from receipt of an LSR to the distribution of a Reject. An LSR is considered valid when it is submitted by the CLEC and passes edit checks to insure the data received is correctly formatted and complete.

Exclusions

- Service Requests canceled by CLEC prior to being rejected/clarified
- Designated Holidays are excluded from the interval calculation
- LSRs which are identified and classified as “Projects”
- The following hours for Partially mechanized and Non-mechanized LSRs are excluded from the interval calculation:

Residence Resale Group – Monday through Saturday 7:00PM until 7:00AM
From 7:00 PM Saturday until 7:00 AM Monday

Business Resale, Complex, UNE Groups – Monday through Friday 6:00PM until 8:00AM
From 6:00 PM Friday until 8:00 AM Monday.

The hours excluded will be altered to reflect changes in the Center operating hours. The LCSC will accept faxed LSRs only during posted hours of operation.

The interval will be the amount of time accrued from receipt of the LSR until normal closing of the center if an LSR is worked using overtime hours.

In the case of a Partially Mechanized LSR received and worked after normal business hours, the interval will be set at one (1) minute.

- Scheduled OSS Maintenance

Business Rules

Fully Mechanized: The elapsed time from receipt of a valid electronically submitted LSR (date and time stamp in EDI, LENS or TAG) until the LSR is rejected (date and time stamp or reject in EDI, TAG or LENS). Auto Clarifications are considered in the Fully Mechanized category.

Partially Mechanized: The elapsed time from receipt of a valid electronically submitted LSR (date and time stamp in EDI, LENS or TAG) until it falls out for manual handling. The stop time on partially mechanized LSRs is when the LCSC Service Representative clarifies the LSR back to the CLEC via LENS, EDI, or TAG.

Total Mechanized: Combination of Fully Mechanized and Partially Mechanized LSRs which are electronically submitted by the CLEC.

Non-Mechanized: The elapsed time from receipt of a valid LSR (date and time stamp of FAX or date and time mailed LSR is received in the LCSC) until notice of the reject (clarification) is returned to the CLEC via LON.

Interconnection Trunks: Interconnection Trunks are ordered on Access Service Requests (ASRs). ASRs are submitted to and processed by the Local Interconnection Service Center (LISC). Trunk data is reported separately. All interconnection trunks are counted in the non-mechanized category.

Calculation

Reject Interval = (a - b)

- a = Date and Time of Service Request Rejection
- b = Date and Time of Service Request Receipt

Average Reject Interval = (c / d)

- c = Sum of all Reject Intervals
- d = Number of Service Requests Rejected in Reporting Period

Report Structure

- CLEC Specific
- CLEC Aggregate
- Fully Mechanized, Partially Mechanized, Total Mechanized, Non-Mechanized
- Geographic Scope
 - State

- Region
- Mechanized:
 - 0 - <= 4 minutes
 - >4 - <= 8 minutes
 - >8 - <= 12 minutes
 - >12 - <= 60 minutes
 - 0 - <= 1 hour
 - >1 - <= 4 hours
 - >4 - <= 8 hours
 - >8 - <= 12 hours
 - >12 - <= 16 hours
 - >16 - <= 20 hours
 - >20 - <= 24 hours
 - >24 hours
- Partially Mechanized:
 - 0 - <= 1 hour
 - >1 - <= 4 hours
 - >4 - <= 8 hours
 - >8 - <= 10 hours
 - 0 - <= 10 hours
 - >10 - <= 18 hours
 - 0 - <= 18 hours
 - >18 - <= 24 hours
 - >24 hours
- Non-mechanized:
 - 0 - <= 1 hour
 - >1 - <= 4 hours
 - >4 - <= 8 hours
 - >8 - <= 12 hours
 - >12 - <= 16 hours
 - >16 - <= 20 hours
 - >20 - <= 24 hours
 - 0 - <= 24 hours
 - > 24 hours
- Trunks:
 - <= 4 days
 - >4 - <= 8 days
 - >8 - <= 12 days
 - >12 - <= 14 days
 - >14 - <= 20 days
 - >20 days

Data Retained

Relating to CLEC Experience	Relating to BellSouth Performance
Report Month • Reject Interval • Total Number of LSRs • Total Number of Rejects • State and Region • Total Number of ASRs (Trunks)	• Not Applicable

SQM Disaggregation - Analog/Benchmark

SQM Level of Disaggregation	SQM Analog/Benchmark
• Resale - Residence • Resale - Business • Resale - Design (Special) • Resale PBX • Resale Centrex • Resale ISDN	• Mechanized: - 97% <= 1 Hour • Partially Mechanized: - 85% <= 24 hours - 85% <= 18 Hours (05/01/01) - 85% <= 10 Hours (08/01/01)

<ul style="list-style-type: none"> • LNP (Standalone) • INP (Standalone) • 2W Analog Loop Design • 2W Analog Loop Non-Design • 2W Analog Loop With INP Design • 2W Analog Loop With INP Non-Design • 2W Analog Loop With LNP Design • 2W Analog Loop With LNP Non-Design • UNE Loop + Port Combinations • Switch Ports • UNE Combination Other • UNE xDSL (ADSL, HDSL, UCL) • Line Sharing • UNE ISDN Loops • UNE Other Non-Design • Local Interoffice Transport • UNE Other Design 	<ul style="list-style-type: none"> • Non-Mechanized: - 85% <= 24 hours
<ul style="list-style-type: none"> • Local Interconnection Trunks 	<ul style="list-style-type: none"> • Trunks: - 85% <= 4 Days

SEEM Measure

SEEM Measure		
Yes	Tier I	X
	Tier II	X

SEEM Disaggregation - Analog/Benchmark

SEEM Disaggregation	SEEM Analog/Benchmark
<ul style="list-style-type: none"> • Fully Mechanized 	<ul style="list-style-type: none"> • 97% <= 1 Hour
<ul style="list-style-type: none"> • Partially Mechanized 	<ul style="list-style-type: none"> • 85% <= 24 Hours • 85% <= 18 Hours (05/01/01) • 85% <= 10 Hours (08/01/01)
<ul style="list-style-type: none"> • Non-Mechanized 	<ul style="list-style-type: none"> • 85% <= 24 Hours

O-9: Firm Order Confirmation Timeliness

Definition

Interval for Return of a Firm Order Confirmation (FOC Interval) is the average response time from receipt of valid LSR to distribution of a Firm Order Confirmation.

Exclusions

- Rejected LSRs
- Designated Holidays are excluded from the interval calculation
- LSRs which are identified and classified as "Projects"
- The following hours for Partially Mechanized and Non-mechanized LSRs are excluded from the interval calculation:

Residence Resale Group – Monday through Saturday 7:00PM until 7:00AM
From 7:00 PM Saturday until 7:00 AM Monday.

Business Resale, Complex, UNE Groups – Monday through Friday 6:00PM until 8:00AM
From 6:00 PM Friday until 8:00 AM Monday.

The hours excluded will be altered to reflect changes in the Center operating hours. The LCSC will accept faxed LSRs only during posted hours of operation.

The interval will be the amount of time accrued from receipt of the LSR until normal closing of the center if an LSR is worked using overtime hours.

In the case of a Partially Mechanized LSR received and worked after normal business hours, the interval will be set at one (1) minute.

- Scheduled OSS Maintenance

Business Rules

- **Fully Mechanized:** The elapsed time from receipt of a valid electronically submitted LSR (date and time stamp in EDI, LENS or TAG) until the LSR is processed, appropriate service orders are generated and a Firm Order Confirmation is returned to the CLEC via EDI, LENS or TAG.
- **Partially Mechanized:** The elapsed time from receipt of a valid electronically submitted LSR (date and time stamp in EDI, LENS, or TAG) which falls out for manual handling until appropriate service orders are issued by a BellSouth service representative via Direct Order Entry (DOE) or Service Order Negotiation Generation System (SONGS) to SOCS and a Firm Order Confirmation is returned to the CLEC via EDI, LENS, or TAG.
- **Total Mechanized:** Combination of Fully Mechanized and Partially Mechanized LSRs which are electronically submitted by the CLEC.
- **Non-Mechanized:** The elapsed time from receipt of a valid paper LSR (date and time stamp of FAX or date and time paper LSRs received in LCSC) until appropriate service orders are issued by a BellSouth service representative via Direct Order Entry (DOE) or Service Order Negotiation Generation System (SONGS) to SOCS and a Firm Order Confirmation is sent to the CLEC via LON.
- **Interconnection Trunks:** Interconnection Trunks are ordered on Access Service Requests (ASRs). ASRs are submitted to and processed by the Local Interconnection Service Center (LISC). Trunk data is reported separately.

Calculation

Firm Order Confirmation Interval = (a - b)

- a = Date & Time of Firm Order Confirmation
- b = Date & Time of Service Request Receipt)

Average FOC Interval = (c / d)

- c = Sum of all FOC Intervals
- d = Total Number of Service Requests Confirmed in Reporting Period

FOC Interval Distribution (for each interval) = (e / f) X 100

- e = Service Requests Confirmed in interval
- f = Total Service Requests Confirmed in the Reporting Period

Report Structure

- Fully Mechanized, Partially Mechanized, Total Mechanized, Non-Mechanized
 - CLEC Specific
 - CLEC Aggregate
- Geographic Scope
 - State
 - Region
- Fully Mechanized:
 - 0 - <= 15 minutes
 - >15 - <= 30 minutes
 - >30 - <= 45 minutes
 - >45 - <= 60 minutes
 - >60 - <= 90 minutes
 - >90 - <= 120 minutes
 - >120 - <= 180 minutes
 - 0 - <= 3 hours
 - >3 - <= 6 hours
 - >6 - <= 12 hours
 - >12 - <= 24 hours
 - >24 - <= 48 hours
 - >48 hours
- Partially Mechanized:
 - 0 - <= 4 hours
 - >4 - <= 8 hours
 - >8 - <= 10 hours
 - 0 - <= 10 hours
 - >10 - <= 18 hours
 - 0 - <= 18 hours
 - >18 - <= 24 hours
 - 0 - <= 24 hours
 - >24 - <= 48 hours
 - >48 hours
- Non-Mechanized:
 - 0 - <= 4 hours
 - >4 - <= 8 hours
 - >8 - <= 12 hours
 - >12 - <= 16 hours
 - >16 - <= 20 hours
 - >20 - <= 24 hours
 - >24 - <= 36 hours
 - 0 - <= 36 hours
 - >36 - <= 48 hours
 - >48 hours
- Trunks:
 - 0 - <= 5 days
 - >5 - <= 10 days
 - 0 - <= 10 days
 - >10 - <= 15 days
 - >15 - <= 20 days
 - >20 days

Data Retained

Relating to CLEC Experience	Relating to BellSouth Performance
<ul style="list-style-type: none"> • Report Month • Interval for FOC • Total Number of LSRs • State and Region • Total Number of ASRs (Trunks) 	<ul style="list-style-type: none"> • Not Applicable

SQM Disaggregation - Analog/Benchmark

SQM Level of Disaggregation	SQM Analog/Benchmark
<ul style="list-style-type: none"> • Resale – Residence • Resale – Business • Resale – Design (Special) • Resale PBX • Resale Centrex • Resale ISDN • LNP (Standalone) • INP(Standalone) • 2W Analog Loop Design • 2W Analog Loop Non-Design • 2W Analog Loop With INP Design • 2W Analog Loop With INP Non-Design • 2W Analog Loop With LNP Design • 2W Analog Loop With LNP Non-Design • UNE Loop + Port Combinations • Switch Ports • UNE Combination Other • UNE xDSL (ADSL, HDSL, UCL) • Line Sharing • UNE ISDN Loops • UNE Other Design • UNE Other Non-Design • Local Interoffice Transport 	<ul style="list-style-type: none"> • Mechanized: - 95% <= 3 Hours • Partially Mechanized: <ul style="list-style-type: none"> - 85% <= 24 Hours - 85% <= 18 Hours (05/01/01) - 85% <= 10 Hours (08/01/01) • Non-mechanized: - 85% <= 36 Hours
• Local Interconnection Trunks	• Trunks: - 95% <= 10 Days

SEEM Measure

SEEM Measure		
Yes	Tier I	X
	Tier II	X

SEEM Disaggregation - Analog/Benchmark

SEEM Disaggregation	SEEM Analog/Benchmark
• Fully Mechanized	• 95% <= 3 Hours
• Partially Mechanized	<ul style="list-style-type: none"> • 85% <= 24 Hours • 85% <= 18 Hours (05/01/01) • 85% <= 10 Hours (08/01/01)
• Non-Mechanized	• 85% <= 36 Hours
• IC Trunks	• 95% <= 10 Days

O-10: Service Inquiry with LSR Firm Order Confirmation (FOC) Response Time Manual⁶

Definition

This report measures the interval and the percent within the interval from the submission of a Service Inquiry (SI) with Firm Order LSR to the distribution of a Firm Order Confirmation (FOC).

Exclusions

- Designated Holidays are excluded from the interval calculation
- Weekend hours from 5:00PM Friday until 8:00AM Monday are excluded from the interval calculation of the Service Inquiry
- Canceled Requests
- Electronically Submitted Requests
- Scheduled OSS Maintenance

Business Rules

This measurement combines four intervals:

1. From receipt of Service Inquiry with LSR to hand off to the Service Advocacy Center (SAC) for Loop 'Look-up'.
2. From SAC start date to SAC complete date.
3. From SAC complete date to the Complex Resale Support Group (CRSG) complete date with hand off to LCSC.
4. From receipt of SI/LSR in the LCSC to Firm Order Confirmation.

Calculation

FOC Timeliness Interval = (a - b)

- a = Date and Time Firm Order Confirmation (FOC) for SI with LSR returned to CLEC
- b = Date and Time SI with LSR received

Average Interval = (c / d)

- c = Sum of all FOC Timeliness Intervals
- d = Total number of SIs with LSRs received in the reporting period

Percent Within Interval = (e / f) X 100

- e = Total number of Service Inquiries with LSRs received by the CRSG to distribution of FOC by the Local Carrier Service Center (LCSC)
- f = Total number of Service Inquiries with LSRs received in the reporting period

Report Structure

- CLEC Aggregate
- CLEC Specific
- Geographic Scope
 - State
 - Region
- Intervals
 - 0 – <= 3 days
 - >3 – <= 5 days
 - 0 – <= 5 days
 - >5 – <= 7 days
 - >7 – <= 10 days
 - >10 – <= 15 days
 - >15 days
- Average Interval measured in days

⁶ See O-9 for FOC Timeliness

Data Retained

Relating to CLEC Experience	Relating to BellSouth Performance
<ul style="list-style-type: none"> • Report Month • Total Number of Requests • SI Intervals • State and Region 	<ul style="list-style-type: none"> • Not Applicable

SQM Disaggregation - Analog/Benchmark

SQM Level of Disaggregation	SQM Analog/Benchmark
<ul style="list-style-type: none"> • xDSL (includes UNE unbundled ADSL, HDSL and UNE Unbundled Copper Loops) • Unbundled Interoffice Transport 	<ul style="list-style-type: none"> • 95% Returned <= 5 Business days

SEEM Measure

SEEM Measure		
No	Tier I	
	Tier II	

SEEM Disaggregation - Analog/Benchmark

SEEM Disaggregation	SEEM Analog/Benchmark
<ul style="list-style-type: none"> • Not Applicable 	<ul style="list-style-type: none"> • Not Applicable

O-11: Firm Order Confirmation and Reject Response Completeness

Definition

A response is expected from BellSouth for every Local Service Request transaction (version). More than one response or differing responses per transaction is not expected. Firm Order Confirmation and Reject Response Completeness is the corresponding number of Local Service Requests received to the combination of Firm Order Confirmation and Reject Responses.

Exclusions

- Service Requests canceled by the CLEC prior to FOC or Rejected/Clarified
- Non-Mechanized LSRs
- Scheduled OSS Maintenance

Business Rules

Mechanized – The number of FOCs or Auto Clarifications sent to the CLEC from LENS, EDI, TAG in response to electronically submitted LSRs (date and time stamp in LENS, EDI, TAG).

Partially Mechanized – The number of FOCs or Rejects sent to the CLEC from LENS, EDI, TAG in response to electronically submitted LSRs (date and time stamp in LENS, EDI, TAG), which fall out for manual handling by the LCSC personnel.

Total Mechanized – The number of the combination of Fully Mechanized and Partially Mechanized LSRs

Non-Mechanized – The number of FOCs or Rejects sent to the CLEC via FAX Server in response to manually submitted LSRs (date and time stamp in FAX Server).

Note: Manual (Non-Mechanized) LSRs have no version control by the very nature of the manual process, therefore, non-mechanized LSRs are not captured by this report.

For CLEC Results:

Firm Order Confirmation and Reject Response Completeness is determined in two dimensions:

Percent responses is determined by computing the number of Firm Order Confirmations and Rejects transmitted by BellSouth and dividing by the number of Local Service Requests (all versions) received in the reporting period.

Percent of multiple responses is determined by computing the number of Local Service Request unique versions receiving more than one Firm Order Confirmation, Reject or the combination of the two and dividing by the number of Local Service Requests (all versions) received in the reporting period.

Calculation

Single FOC/Reject Response Expected

Firm Order Confirmation / Reject Response Completeness = $(a / b) \times 100$

- a = Total Number of Service Requests for which a Firm Order Confirmation or Reject is Sent
- b = Total Number of Service Requests Received in the Report Period

Multiple or Differing FOC / Reject Responses Not Expected

Response Completeness = $[(a + b) / c] \times 100$

- a = Total Number of Firm Order Confirmations Per LSR Version
- b = Total Number of Reject Responses Per LSR Version
- c = Total Number of Service Requests (All Versions) Received in the Reporting Period

Report Structure

Fully Mechanized, Partially Mechanized, Total Mechanized, Non-Mechanized

- State and Region
- CLEC Specific
- CLEC Aggregate
- BellSouth Specific

Data Retained

Relating to CLEC Experience	Relating to BellSouth Performance
Report Month • Reject Interval • Total Number of LSRs • Total Number of Rejects	• Not Applicable

SQM Disaggregation - Analog/Benchmark

SQM Level of Disaggregation	SQM Analog/Benchmark
<ul style="list-style-type: none"> • Resale Residence • Resale Business • Resale Design • Resale PBX • Resale Centrex • Resale ISDN • LNP (Standalone) • INP (Standalone) • 2W Analog Loop Design • 2W Analog Loop Non - Design • 2W Analog Loop With INP Design • 2W Analog Loop With INP Non - Design • 2W Analog Loop With LNP Design • 2W Analog Loop With LNP Non - Design • UNE Loop and Port Combinations • Switch Ports • UNE Combination Other • UNE xDSL (ADSL, HDSL, UCL) • Line Sharing • UNE ISDN Loops • UNE Other Design • UNE Other Non - Design • Local Interoffice Transport • Local Interconnection Trunks 	<ul style="list-style-type: none"> • 95% Returned

SEEM Measure

SEEM Measure		
Yes	Tier I	X
	Tier II	X

SEEM Disaggregation - Analog/Benchmark

SEEM Disaggregation	SEEM Analog/Benchmark
<ul style="list-style-type: none"> • Fully Mechanized 	<ul style="list-style-type: none"> • 95% Returned

O-12: Speed of Answer in Ordering Center

Definition

Measures the average time a customer is in queue.

Exclusions

None

Business Rules

The clock starts when the appropriate option is selected (i.e., 1 for Resale Consumer, 2 for Resale Multiline, and 3 for UNE-LNP, etc.) and the call enters the queue for that particular group in the LCSC. The clock stops when a BellSouth service representative in the LCSC answers the call. The speed of answer is determined by measuring and accumulating the elapsed time from the entry of a CLEC call into the BellSouth automatic call distributor (ACD) until a service representative in BellSouth's Local Carrier Service Center (LCSC) answers the CLEC call.

Calculation

Speed of Answer in Ordering Center = (a / b)

- a = Total seconds in queue
- b = Total number of calls answered in the Reporting Period

Report Structure

Aggregate

- CLEC – Local Carrier Service Center
- BellSouth
 - Business Service Center
 - Residence Service Center

Note: Combination of Residence Service Center and Business Service Center data.

Data Retained

Relating to CLEC Experience	Relating to BellSouth Performance
• Mechanized tracking through LCSC Automatic Call Distributor	• Mechanized tracking through BellSouth Retail center support system.

SQM Disaggregation - Analog/Benchmark

SQM Level of Disaggregation	SQM Analog/Benchmark
Aggregate <ul style="list-style-type: none"> • CLEC – Local Carrier Service Center • BellSouth <ul style="list-style-type: none"> - Business Service Center - Residence Service Center 	<ul style="list-style-type: none"> • Parity with Retail

SEEM Measure

SEEM Measure		
No	Tier I	
	Tier II	

SEEM Disaggregation - Analog/Benchmark

SEEM Disaggregation	SEEM Analog/Benchmark
• Not Applicable	• Not Applicable

O-13: LNP-Percent Rejected Service Requests

Definition

Percent Rejected Service Request is the percent of total Local Service Requests (LSRs) which are rejected due to error or omission. An LSR is considered valid when it is electronically submitted by the CLEC and passes LNP Gateway edit checks to insure the data received is correctly formatted and complete, i.e., fatal rejects are never accepted and, therefore, are not included.

Exclusions

- Service Requests canceled by the CLEC
- Scheduled OSS Maintenance

Business Rules

An LSR is considered “rejected” when it is submitted electronically but does not pass edit checks in the ordering systems (EDI, TAG, LNP Gateway, LAUTO) and is returned to the CLEC without manual intervention.

Fully Mechanized: There are two types of “Rejects” in the Fully Mechanized category:

A **Fatal Reject** occurs when a CLEC attempts to electronically submit an LSR (via EDI or TAG) but required fields are not populated correctly and the request is returned to the CLEC.

Fatal rejects are reported in a separate column, and for informational purposes ONLY. They are not considered in the calculation of the percent of total LSRs rejected or the total number of rejected LSRs.

An **Auto Clarification** is a valid LSR which is electronically submitted (via EDI or TAG), but is rejected from LAUTO because it does not pass further edit checks for order accuracy. Auto Clarifications are returned without manual intervention.

Partially Mechanized: A valid LSR which is electronically submitted (via EDI or TAG), but cannot be processed electronically due to a CLEC error and “falls out” for manual handling. It is then put into “clarification”, and sent back (rejected) to the CLEC.

Total Mechanized: Combination of Fully Mechanized and Partially Mechanized rejects.

Non-Mechanized: A valid LSR which is faxed or mailed to the BellSouth LCSC.

Calculation

LNP-Percent Rejected Service Requests = (a / b) X 100

- a = Number of Service Requests Rejected in the Reporting Period
- b = Number of Service Requests Received in the Reporting Period

Report Structure

- Fully Mechanized, Partially Mechanized, Total Mechanized, Non-Mechanized
- CLEC Specific
- CLEC Aggregate

Data Retained

Relating to CLEC Experience	Relating to BellSouth Performance
• Not Applicable	• Not Applicable

SQM Disaggregation - Analog/Benchmark

SQM Level of Disaggregation	SQM Analog/Benchmark
<ul style="list-style-type: none"> • LNP • UNE Loop With LNP 	<ul style="list-style-type: none"> • Diagnostic

SEEM Measure

SEEM Measure		
No	Tier I	
	Tier II	

SEEM Disaggregation - Analog/Benchmark

SEEM Disaggregation	SEEM Analog/Benchmark
• Not Applicable	• Not Applicable

O-14: LNP-Reject Interval Distribution & Average Reject Interval

Definition

Reject Interval is the average reject time from receipt of an LSR to the distribution of a Reject. An LSR is considered valid when it is electronically submitted by the CLEC and passes LNP Gateway edit checks to insure the data received is correctly formatted and complete.

Exclusions

- Service Requests canceled by the CLEC
- Designated Holidays are excluded from the interval calculation
- LSRs which are identified and classified as "Projects"
- The following hours for Partially mechanized and Non-mechanized LSRs are excluded from the interval calculation:

Residence Resale Group – Monday through Saturday 7:00PM until 7:00AM
From 7:00 PM Saturday until 7:00 AM Monday

Business Resale, Complex, UNE Groups – Monday through Friday 6:00PM until 8:00AM
From 6:00 PM Friday until 8:00 AM Monday.

The hours excluded will be altered to reflect changes in the Center operating hours. The LCSC will accept faxed LSRs only during posted hours of operation.

The interval will be the amount of time accrued from receipt of the LSR until normal closing of the center if an LSR is worked using overtime hours.

In the case of a Partially Mechanized LSR received and worked after normal business hours, the interval will be set at one (1) minute.

- Scheduled OSS Maintenance

Business Rules

The Reject interval is determined for each rejected LSR processed during the reporting period. The Reject interval is the elapsed time from when BellSouth receives LSR until that LSR is rejected back to the CLEC. Elapsed time for each LSR is accumulated for each reporting dimension. The accumulated time for each reporting dimension is then divided by the associated total number of rejected LSRs to produce the reject interval distribution.

An LSR is considered "rejected" when it is submitted electronically but does not pass edit checks in the ordering systems (EDI, TAG, LNP Gateway, LAUTO) and is returned to the CLEC without manual intervention.

Fully Mechanized: There are two types of "Rejects" in the Fully Mechanized category:

A **Fatal Reject** occurs when a CLEC attempts to electronically submit an LSR but required fields are not populated correctly and the request is returned to the CLEC.

An **Auto Clarification** is a valid LSR which is electronically submitted (via EDI or TAG), but is rejected from LAUTO because it does not pass further edit checks for order accuracy. Auto Clarifications are returned without manual intervention.

Partially Mechanized: A valid LSR which electronically submitted (via EDI or TAG), but cannot be processed electronically due to a CLEC error and "falls out" for manual handling. It is then put into "clarification", and sent back to the CLEC.

Total Mechanized: Combination of Fully Mechanized and Partially Mechanized rejects.

Non-Mechanized: A valid LSR which is faxed or mailed to the BellSouth LCSC.

Calculation

Reject Interval = (a - b)

- a = Date & Time of Service Request Rejection
- b = Date & Time of Service Request Receipt

Average Reject Interval = (c / d)

- c = Sum of all Reject Intervals
- d = Total Number of Service Requests Rejected in Reporting Period

Reject Interval Distribution = (e / f) X 100

- e = Service Requests Rejected in reported interval
- f = Total Number of Service Requests Rejected in Reporting Period

Report Structure

Fully Mechanized, Partially Mechanized, Total Mechanized, Non-Mechanized

- CLEC Specific
- CLEC Aggregate
- State, Region
- Fully Mechanized:
 - 0 - <= 4 minutes
 - >4 - <= 8 minutes
 - >8 - <= 12 minutes
 - >12 - <= 60 minutes
 - 0 - <= 1 hour
 - >1 - <= 4 hours
 - >4 - <= 8 hours
 - >8 - <= 12 hours
 - >12 - <= 16 hours
 - >16 - <= 20 hours
 - >20 - <= 24 hours
 - > 24 hours
- Partially Mechanized:
 - 0 - <= 1 hour
 - >1 - <= 4 hours
 - >4 - <= 8 hours
 - >8 - <= 10 hours
 - 0 - <= 10 hours
 - >10 - <= 18 hours
 - 0 - <= 18 hours
 - >18 - <= 24 hours
 - > 24 hours
- Non-Mechanized:
 - 0 - <= 1 hour
 - >1 - <= 4 hours
 - >4 - <= 8 hours
 - >8 - <= 12 hours
 - >12 - <= 16 hours
 - >16 - <= 20 hours
 - >20 - <= 24 hours
 - 0 - <= 24 hours
 - >24 hours
- Average Interval in Days or Hours

Data Retained

Relating to CLEC Experience	Relating to BellSouth Performance
<ul style="list-style-type: none"> • Report Month • Reject Interval • Total Number of LSRs • Total number of Rejects • State and Region 	<ul style="list-style-type: none"> • Not Applicable

SQM Disaggregation - Analog/Benchmark

SQM Level of Disaggregation	SQM Analog/Benchmark
<ul style="list-style-type: none">• LNP• UNE Loop with LNP	<ul style="list-style-type: none">• Mechanized: 97% <= I Hour• Partially Mechanized: 85% <= 24 Hours• Partially Mechanized: 85% <= 18 Hours (05/01/01)• Partially Mechanized: 85% <= 10 Hours (08/01/01)• Non-Mechanized: 85% <= 24 Hours

SEEM Measure

SEEM Measure		
No	Tier I	
	Tier II	

SEEM Disaggregation - Analog/Benchmark

SEEM Disaggregation	SEEM Analog/Benchmark
<ul style="list-style-type: none">• Not Applicable	<ul style="list-style-type: none">• Not Applicable

O-15: LNP-Firm Order Confirmation Timeliness Interval Distribution & Firm Order Confirmation Average Interval

Definition

Interval for Return of a Firm Order Confirmation (FOC Interval) is the average response time from receipt of a valid LSR to distribution of a firm order confirmation.

Exclusions

- Rejected LSRs
- Designated Holidays are excluded from the interval calculation
- LSRs which are identified and classified as "Projects"
- The following hours for Partially Mechanized and Non-mechanized LSRs are excluded from the interval calculation:

Residence Resale Group – Monday through Saturday 7:00PM until 7:00AM

From 7:00 PM Saturday until 7:00 AM Monday.

Business Resale, Complex, UNE Groups – Monday through Friday 6:00PM until 8:00AM

From 6:00 PM Friday until 8:00 AM Monday.

The hours excluded will be altered to reflect changes in the Center operating hours. The LCSC will accept faxed LSRs only during posted hours of operation.

The interval will be the amount of time accrued from receipt of the LSR until normal closing of the center if an LSR is worked using overtime hours.

In the case of a Partially Mechanized LSR received and worked after normal business hours, the interval will be set at one (1) minute.

- Scheduled OSS Maintenance

Business Rules

- **Fully Mechanized:** The elapsed time from receipt of a valid electronically submitted LSR (date and time stamp in EDI, LENS or TAG) until the LSR is processed, appropriate service orders are generated and a Firm Order Confirmation is returned to the CLEC via EDI, LENS or TAG.
- **Partially Mechanized:** The elapsed time from receipt of a valid electronically submitted LSR (date and time stamp in EDI, LENS, or TAG) which falls out for manual handling until appropriate service orders are issued by a BellSouth service representative via Direct Order Entry (DOE) or Service Order Negotiation Generation System (SONGS) to SOCS and a Firm Order Confirmation is returned to the CLEC via EDI, LENS, or TAG.
- **Total Mechanized:** Combination of Fully Mechanized and Partially Mechanized LSRs which are electronically submitted by the CLEC.
- **Non-Mechanized:** The elapsed time from receipt of a valid paper LSR (date and time stamp of FAX or date and time paper LSRs received in LCSC) until appropriate service orders are issued by a BellSouth service representative via Direct Order Entry (DOE) or Service Order Negotiation Generation System (SONGS) to SOCS and a Firm Order Confirmation is sent to the CLEC via LON.

Calculation

Firm Order Confirmation Interval = (a - b)

- a = Date & Time of Firm Order Confirmation
- b = Date & Time of Service Request Receipt)

Average FOC Interval = (c / d)

- c = Sum of all FOC Intervals
- d = Total Number of Service Requests Confirmed in Reporting Period

FOC Interval Distribution (for each interval) = (e / f) X 100

- e = Service Requests Confirmed in interval
- f = Total Service Requests Confirmed in the Reporting Period

Report Structure

Fully Mechanized, Partially Mechanized, Total Mechanized, Non-Mechanized

- CLEC Specific
- CLEC Aggregate
- State and Region
- Fully Mechanized:
 - 0 - <= 15 minutes
 - >15 - <= 30 minutes
 - >30 - <= 45 minutes
 - >45 - <= 60 minutes
 - >60 - <= 90 minutes
 - >90 - <= 120 minutes
 - >120 - <= 180 minutes
 - 0 - <= 3 hours
 - >3 - <= 6 hours
 - >6 - <= 12 hours
 - >12 - <= 24 hours
 - >24 - <= 48 hours
 - >48 hours
- Partially Mechanized:
 - 0 - <= 4 hours
 - >4 - <= 8 hours
 - >8 - <= 10 hours
 - 0 - <= 10 hours
 - >10 - <= 18 hours
 - 0 - <= 18 hours
 - >18 - <= 24 hours
 - 0 - <= 24 hours
 - >24 - <= 48 hours
 - > 48 hours
- Non-Mechanized:
 - 0 - <= 4 hours
 - >4 - <= 8 hours
 - >8 - <= 12 hours
 - >12 - <= 16 hours
 - >16 - <= 20 hours
 - >20 - <= 24 hours
 - >24 - <= 36 hours
 - 0 - <= 36 hours
 - >36 - <= 48 hours
 - >48 hours

Data Retained

Relating to CLEC Experience	Relating to BellSouth Performance
Report Month <ul style="list-style-type: none"> • Total Number of LSRs • Total Number of FOCs • State and Region 	<ul style="list-style-type: none"> • Not Applicable

SQM Disaggregation - Analog/Benchmark

SQM Level of Disaggregation	SQM Analog/Benchmark
<ul style="list-style-type: none"> • LNP • UNE Loop with LNP 	<ul style="list-style-type: none"> • Mechanized: 95% <= 3 Hours • Partially Mechanized: 85% <= 24 Hours • Partially Mechanized: 85% <= 18 Hours (05/01/01) • Partially Mechanized: 85% <= 10 Hours (08/01/01) • Non-Mechanized: 85% <= 36 hours

SEEM Measure

SEEM Measure		
No	Tier I	
	Tier II	

SEEM Disaggregation - Analog/Benchmark

SEEM Disaggregation	SEEM Analog/Benchmark
• Not Applicable	• Not Applicable

Section 3: Provisioning

P-1: Mean Held Order Interval & Distribution Intervals

Definition

When delays occur in completing CLEC orders, the average period that CLEC orders are held for BellSouth reasons, pending a delayed completion, should be no worse for the CLEC when compared to BellSouth delayed orders. Calculation of the interval is the total days orders are held and pending but not completed that have passed the currently committed due date; divided by the total number of held orders. This report is based on orders still pending, held and past their committed due date at the close of the reporting period. The distribution interval is based on the number of orders held and pending but not completed over 15 and 90 days. (Orders reported in the >90 day interval are also included in the >15 day interval.)

Exclusions

- Order Activities of BellSouth or the CLEC associated with internal or administrative use of local services (Record Orders, Listing Orders, Test Orders, etc.)
- Disconnect (D) & From (F) orders
- Orders with appointment code of 'A' for Rural orders

Business Rules

Mean Held Order Interval: This metric is computed at the close of each report period. The held order interval is established by first identifying all orders, at the close of the reporting interval, that both have not been reported as completed in SOCS and have passed the currently committed due date for the order. For each such order, the number of calendar days between the earliest committed due date on which BellSouth had a company missed appointment and the close of the reporting period is established and represents the held order interval for that particular order. The held order interval is accumulated by the standard groupings, unless otherwise noted, and the reason for the order being held. The total number of days accumulated in a category is then divided by the number of held orders within the same category to produce the mean held order interval. The interval is by calendar days with no exclusions for Holidays or Sundays.

CLEC Specific reporting is by type of held order (facilities, equipment, other), total number of orders held, and the total and average days.

Held Order Distribution Interval: This measure provides data to report total days held and identifies these in categories of >15 days and > 90 days. (Orders counted in >90 days are also included in > 15 days).

Calculation

Mean Held Order Interval = a / b

- a = Sum of held-over-days for all Past Due Orders Held for the reporting period
- b = Number of Past Due Orders Held and Pending But Not Completed and past the committed due date

Held Order Distribution Interval (for each interval) = $(c / d) \times 100$

- c = # of Orders Held for ≥ 15 days or # of Orders Held for ≥ 90 days
- d = Total # of Past Due Orders Held and Pending But Not Completed)

Report Structure

- CLEC Specific
- CLEC Aggregate
- BellSouth Aggregate
- Circuit Breakout < 10, ≥ 10 (except trunks)

Data Retained

Relating to CLEC Experience	Relating to BellSouth Performance
<ul style="list-style-type: none"> • Report Month • CLEC Order Number and PON (PON) • Order Submission Date (TICKET_ID) • Committed Due Date (DD) • Service Type (CLASS_SVC_DESC) • Hold Reason • Total Line/circuit Count • Geographic Scope 	<ul style="list-style-type: none"> • Report Month • BellSouth Order Number • Order Submission Date • Committed Due Date • Service Type • Hold Reason • Total Line/circuit Count • Geographic Scope
Note: Code in parentheses is the corresponding header found in the raw data file.	

SQM Disaggregation - Analog/Benchmark

SQM Level of Disaggregation	SQM Analog/Benchmark
• Resale Residence	• Retail Residence
• Resale Business	• Retail Business
• Resale Design	• Retail Design
• Resale PBX	• Retail PBX
• Resale Centrex	• Retail Centrex
• Resale ISDN	• Retail ISDN
• LNP (Standalone)	• Retail Residence and Business (POTS)
• INP (Standalone)	• Retail Residence and Business (POTS)
• 2W Analog Loop Design	• Retail Residence and Business Dispatch
• 2W Analog Loop Non-Design	• Retail Residence and Business - POTS Excluding Switch-Based Orders
• 2W Analog Loop With LNP Design	• Retail Residence and Business Dispatch
• 2W Analog Loop With LNP Non-Design	• Retail Residence and Business - POTS Excluding Switch-Based Orders
• 2W Analog Loop With INP-Design	• Retail Residence and Business Dispatch
• 2W Analog Loop With INP Non-Design	• Retail Residence and Business - POTS Excluding Switch-Based Orders
• UNE Digital Loop < DS1	• Retail Digital Loop < DS1
• UNE Digital Loop >= DS1	• Retail Digital Loop >= DS1
• UNE Loop + Port Combinations	• Retail Residence and Business
• UNE Switch Ports	• Retail Residence and Business (POTS)
• UNE Combo Other	• Retail Residence, Business and Design Dispatch
• UNE xDSL (HDSL, ADSL and UCL)	• ADSL Provided to Retail
• UNE ISDN	• Retail ISDN - BRI
• UNE Line Sharing	• ADSL Provided to Retail
• UNE Other Design	• Retail Design
• UNE Other Non-Design	• Retail Residence and Business
• Local Transport (Unbundled Interoffice Transport)	• Retail DS1/DS3 Interoffice
• Local Interconnection Trunks	• Parity with Retail

SEEM Measure

SEEM Measure		
No	Tier I	
	Tier II	

SEEM Disaggregation - Analog/Benchmark

SEEM Disaggregation	SEEM Analog/Benchmark
• Not Applicable	• Not Applicable

P-2: Average Jeopardy Notice Interval & Percentage of Orders Given Jeopardy Notices

Definition

When BellSouth can determine in advance that a committed due date is in jeopardy for facility delay, it will provide advance notice to the CLEC.

The interval is from the date/time the notice is released to the CLEC/BellSouth systems until 5pm on the commitment date of the order. The Percent of Orders is the percentage of orders given jeopardy notices for facility delay in the count of orders confirmed in the report period.

Exclusions

- Orders held for CLEC end user reasons
- Disconnect (D) & From (F) orders
- Non-Dispatch Orders

Business Rules

When BellSouth can determine in advance that a committed due date is in jeopardy for facility delay, it will provide advance notice to the CLEC. The number of committed orders in a report period is the number of orders that have a due date in the reporting period.

Jeopardy notices for interconnection trunks results are usually zero as these trunks seldom experience facility delays. The Committed due date is considered the Confirmed due date. This report measures dispatched orders only. If an order is originally sent as non-dispatch and it is determined there is a facility delay, the order is converted to a dispatch code so the facility problem can be corrected. It will remain coded dispatched until completion.

Calculation

Jeopardy Interval = a - b

- a = Date and Time of Jeopardy Notice
- b = Date and Time of Scheduled Due Date on Service Order

Average Jeopardy Interval = c / d

- c = Sum of all jeopardy intervals
- d = Number of Orders Notified of Jeopardy in Reporting Period

Percent of Orders Given Jeopardy Notice = (e / f) X 100

- e = Number of Orders Given Jeopardy Notices in Reporting Period
- f = Number of Orders Confirmed (due) in Reporting Period

Report Structure

- CLEC Specific
- CLEC Aggregate
- BellSouth Aggregate
- Dispatch Orders
- Mechanized Orders
- Non-Mechanized Orders

Data Retained

Relating to CLEC Experience	Relating to BellSouth Performance
<ul style="list-style-type: none"> • Report Month • CLEC Order Number and PON • Date and Time Jeopardy Notice Sent • Committed Due Date • Service Type <p>Note: Code in parentheses is the corresponding header found in the raw data file.</p>	<ul style="list-style-type: none"> • Report Month • BellSouth Order Number • Date and Time Jeopardy Notice Sent • Committed Due Date • Service Type

SQM Disaggregation - Analog/Benchmark

SQM Level of Disaggregation	SQM Analog/Benchmark
% Orders Given Jeopardy Notice	
• Resale Residence	• Retail Residence
• Resale Business	• Retail Business
• Resale Design	• Retail Design
• Resale PBX	• Retail PBX
• Resale Centrex	• Retail Centrex
• Resale ISDN	• Retail ISDN
• LNP (Standalone)	• Retail Residence and Business (POTS)
• INP (Standalone)	• Retail Residence and Business (POTS)
• 2W Analog Loop Design	• Retail Residence and Business Dispatch
• 2W Analog Loop Non-Design	• Retail Residence and Business - (POTS Excluding Switch- Based Orders)
• 2W Analog Loop With LNP Design	• Retail Residence and Business Dispatch
• 2W Analog Loop With LNP Non-Design	• Retail Residence and Business - (POTS Excluding Switch- Based Orders)
• 2W Analog Loop With INP Design	• Retail Residence and Business Dispatch
• 2W Analog Loop With INP Non-Design	• Retail Residence and Business (POTS Excluding Switch- Based Orders)
•UNE Digital Loop < DS1	• Retail Digital Loop < DS1
•UNE Digital Loop >= DS1	• Retail Digital Loop >= DS1
•UNE Loop + Port Combinations	• Retail Business and Residence
•UNE Switch Ports	• Retail Residence and Business (POTS)
•UNE Combo Other	• Retail Residence, Business and Design Dispatch
•UNE xDSL (HDSL, ADSL and UCL)	• ADSL Provided to Retail
•UNE ISDN	• Retail ISDN BRI
•UNE Line Sharing	• ADSL Provided to Retail
•UNE Other Design	• Retail Design
•UNE Other Non -Design	• Retail Residence and Business
•Local Transport (Unbundled Interoffice Transport)	• Retail DS1/DS3 Interoffice
•Local Interconnection Trunks	• Parity with Retail
•Average Jeopardy Notice Interval	• 95% >= 48 Hours

SEEM Measure

SEEM Measure		
No	Tier I	
	Tier II	

SEEM Disaggregation - Analog/Benchmark

SEEM Disaggregation	SEEM Analog/Benchmark
• Not Applicable	• Not Applicable

P-3: Percent Missed Installation Appointments

Definition

“Percent missed installation appointments” monitors the reliability of BellSouth commitments with respect to committed due dates to assure that the CLEC can reliably quote expected due dates to their retail customer as compared to BellSouth. This measure is the percentage of total orders processed for which BellSouth is unable to complete the service orders on the committed due dates and reported for Total misses and End User Misses.

Exclusions

- Canceled Service Orders
- Order Activities of BellSouth or the CLEC associated with internal or administrative use of local services (Record Orders, Listing Orders Test Orders, etc.)
- Disconnect (D) & From (F) orders
- End User Misses on Local Interconnection Trunks

Business Rules

Percent Missed Installation Appointments (PMI) is the percentage of orders with completion dates in the reporting period that are past the original committed due date. Missed Appointments caused by end-user reasons will be included and reported separately. The first commitment date on the service order that is a missed appointment is the missed appointment code used for calculation whether it is a BellSouth missed appointment or an End User missed appointment. The “due date” is any time on the confirmed due date. Which means there cannot be a cutoff time for commitments, as certain types of orders are requested to be worked after standard business hours. Also, during Daylight Savings Time, field technicians are scheduled until 9PM in some areas and the customer is offered a greater range of intervals from which to select.

Calculation

Percent Missed Installation Appointments = (a / b) X 100

- a = Number of Orders with Completion date in Reporting Period past the Original Committed Due Date
- b = Number of Orders Completed in Reporting Period

Report Structure

- CLEC Specific
- CLEC Aggregate
- BellSouth Aggregate
- Report in Categories of <10 lines/circuits >= 10 lines/circuits (except trunks)
- Dispatch/No Dispatch

Report Explanation: The difference between End User MA and Total MA is the result of BellSouth caused misses. Here, Total MA is the total percent of orders missed either by BellSouth or CLEC end user. The End User MA represents the percentage of orders missed by the CLEC or their end user.

Data Retained

Relating to CLEC Experience	Relating to BellSouth Performance
<ul style="list-style-type: none"> • Report Month • CLEC Order Number and PON (PON) • Committed Due Date (DD) • Completion Date (CMPLTN DD) • Status Type • Status Notice Date • Standard Order Activity • Geographic Scope <p>Note: Code in parentheses is the corresponding header found in the raw data file.</p>	<ul style="list-style-type: none"> • Report Month • BellSouth Order Number • Committed Due Date (DD) • Completion Date (CMPLTN DD) • Status Type • Status Notice Date • Standard Order Activity • Geographic Scope

SQM Disaggregation - Analog/Benchmark

SQM LEVEL of Disaggregation	SQM Analog/Benchmark
• Resale Residence	• Retail Residence
• Resale Business	• Retail Business
• Resale Design	• Retail Design
• Resale PBX	• Retail PBX
• Resale Centrex	• Retail Centrex
• Resale ISDN	• Retail ISDN
• LNP (Standalone)	• Retail Residence and Business (POTS)
• INP (Standalone)	• Retail Residence and Business (POTS)
• 2W Analog Loop Design	• Retail Residence and Business Dispatch
• 2W Analog Loop Non-Design	• Retail Residence and Business - (POTS Excluding Switch-Based Orders)
- Dispatch	- Dispatch
- Non-Dispatch (Dispatch In)	- Non-Dispatch (Dispatch In)
• 2W Analog Loop With LNP Design	• Retail Residence and Business Dispatch
• 2W Analog Loop With LNP Non-Design	• Retail Residence and Business - (POTS Excluding Switch-Based Orders)
- Dispatch	- Dispatch
- Non-Dispatch (Dispatch In)	- Non-Dispatch (Dispatch In)
• 2W Analog Loop With INP Design	• Retail Residence and Business Dispatch
• 2W Analog Loop With INP Non-Design	• Retail Residence and Business (POTS Excluding Switch-Based Orders)
- Dispatch	- Dispatch
- Non-Dispatch (Dispatch In)	- Non-Dispatch (Dispatch In)
• UNE Digital Loop < DS1	• Retail Digital Loop < DS1
• UNE Digital Loop >= DS1	• Retail Digital Loop >= DS1
• UNE Loop + Port Combinations	• Retail Residence and Business
- Dispatch Out	- Dispatch Out
- Non-Dispatch	- Non-Dispatch
- Dispatch In	- Dispatch In
- Switch-Based	- Switch-Based
• UNE Switch Ports	• Retail Residence and Business (POTS)
• UNE Combo Other	• Retail Residence, Business and Design Dispatch (Including Dispatch Out and Dispatch In)
- Dispatch	- Dispatch
- Non-Dispatch (Dispatch In)	- Non-Dispatch (Dispatch In)
• UNE xDSL (HDSL, ADSL and UCL)	• ADSL Provided to Retail
• UNE ISDN	• Retail ISDN - BRI
• UNE Line Sharing	• ADSL Provided to Retail
• UNE Other Design	• Retail Design
• UNE Other Non - Design	• Retail Residence and Business
• Local Transport (Unbundled Interoffice Transport)	• Retail DS1/DS3 Interoffice
• Local Interconnection Trunks	• Parity with Retail

SEEM Measure

SEEM Measure		
Yes	Tier I	X
	Tier II	X

SEEM Disaggregation - Analog/Benchmark

SEEM Disaggregation	SEEM Analog/Benchmark
• Resale POTS	• Retail Residence and Business (POTS)
• Resale Design	• Retail Design
• UNE Loop + Port Combinations	• Retail Residence and Business
• UNE Loops	• Retail Residence and Business Dispatch
• UNE xDSL	• ADSL Provided to Retail
• UNE Line Sharing	• ADSL Provided to Retail
• Local Interconnection Trunks	• Parity with Retail

P-4: Average Completion Interval (OCI) & Order Completion Interval Distribution

Definition

The “average completion interval” measure monitors the interval of time it takes BellSouth to provide service for the CLEC or its own customers. The “Order Completion Interval Distribution” provides the percentages of orders completed within certain time periods. This report measures how well BellSouth meets the interval offered to customers on service orders.

Exclusions

- Canceled Service Orders
- Order Activities of BellSouth or the CLEC associated with internal or administrative use of local services (Record Orders, Listing Orders, Test Orders, etc.)
- Disconnect (D&F) orders (Except “D” orders associated with LNP Standalone)
- “L” Appointment coded orders (where the customer has requested a later than offered interval)

Business Rules

The actual completion interval is determined for each order processed during the reporting period. The completion interval is the elapsed time from when BellSouth issues a FOC or SOCS date time stamp receipt of an order from the CLEC to BellSouth’s actual order completion date. This includes all delays for BellSouth’s CLEC/End Users. The clock starts when a valid order number is assigned by SOCS and stops when the technician or system completes the order in SOCS. Elapsed time for each order is accumulated for each reporting dimension. The accumulated time for each reporting dimension is then divided by the associated total number of orders completed. Orders that are worked on zero due dates are calculated with a .33-day interval (8 hours) in order to report a portion of a day interval. These orders are issued and worked/completed on the same day. They can be either flow through orders (no field work-non-dispatched) or field orders (dispatched).

The interval breakout for UNE and Design is: 0-5 = 0-4.99, 5-10 = 5-9.99, 10-15 = 10-14.99, 15-20 = 15- 19.99, 20-25 = 20-24.99, 25-30 = 25-29.99, >= 30 = 30 and greater.

Calculation

Completion Interval = (a - b)

- a = Completion Date
- b = Order Issue Date

Average Completion Interval = (c / d)

- c = Sum of all Completion Intervals
- d = Count of Orders Completed in Reporting Period

Order Completion Interval Distribution (for each interval) = (e / f) X 100

- e = Service Orders Completed in “X” days
- f = Total Service Orders Completed in Reporting Period

Report Structure

- CLEC Specific
- CLEC Aggregate
- BellSouth Aggregate
- Dispatch / No Dispatch categories applicable to all levels except trunks
- Residence & Business reported in day intervals = 0, 1, 2, 3, 4, 5, 5+
- UNE and Design reported in day intervals = 0-5, 5-10, 10-15, 15-20, 20-25, 25-30, >= 30
- All Levels are reported <10 line/circuits; >= 10 line/circuits (except trunks)
- ISDN Orders included in Non-Design

Data Retained

Relating to CLEC Experience	Relating to BellSouth Performance
<ul style="list-style-type: none"> • Report Month • CLEC Company Name • Order Number (PON) • Application Date & Time (TICKET_ID) 	<ul style="list-style-type: none"> • Report Month • BellSouth Order Number • Application Date & Time

<ul style="list-style-type: none"> • Completion Date (CMPLTN_DT) • Service Type (CLASS_SVC_DESC) • Geographic Scope <p>Note: Code in parentheses is the corresponding header found in the raw data file.</p>	<ul style="list-style-type: none"> • Order Completion Date & Time • Service Type • Geographic Scope
--	--

SQM Disaggregation - Analog/Benchmark

SQM Level of Disaggregation	SQM Analog/Benchmark
• Resale Residence	• Retail Residence
• Resale Business	• Retail Business
• Resale Design	• Retail Design
• Resale PBX	• Retail PBX
• Resale Centrex	• Retail Centrex
• Resale ISDN	• Retail ISDN
• LNP (Standalone)	• Retail Residence and Business (POTS)
• INP (Standalone)	• Retail Residence and Business (POTS)
• 2W Analog Loop Design	• Retail Residence and Business Dispatch
• 2W Analog Loop Non-Design	• Retail Residence and Business - (POTS Excluding Switch-Based Orders)
- Dispatch	- Dispatch
- Non-Dispatch (Dispatch In)	- Non-Dispatch (Dispatch In)
• 2W Analog Loop With LNP Design	• Retail Residence and Business Dispatch
• 2W Analog Loop With LNP Non-Design	• Retail Residence and Business - (POTS Excluding Switch-Based Orders)
- Dispatch	- Dispatch
- Non-Dispatch (Dispatch In)	- Non-Dispatch (Dispatch In)
• 2W Analog Loop With INP Design	• Retail Residence and Business Dispatch
• 2W Analog Loop With INP Non-Design	• Retail Residence and Business - (POTS Excluding Switch-Based Orders)
- Dispatch	- Dispatch
- Non-Dispatch (Dispatch In)	- Non-Dispatch (Dispatch In)
• UNE Digital Loop < DS1	• Retail Digital Loop < DS1
• UNE Digital Loop >= DS1	• Retail Digital Loop >= DS1
• UNE Loop + Port Combinations	• Retail Residence and Business
- Dispatch Out	- Dispatch Out
- Non-Dispatch	- Non-Dispatch
- Dispatch In	- Dispatch In
- Switch-Based	- Switch-Based
• UNE Switch Ports	• Retail Residence and Business (POTS)
• UNE Combo Other	• Retail Residence, Business and Design Dispatch (Including Dispatch Out and Dispatch In)
- Dispatch	- Dispatch
- Non-Dispatch (Dispatch In)	- Non-Dispatch (Dispatch In)
• UNE xDSL (HDSL, ADSL and UCL) without conditioning	• 7 Days
• UNE xDSL (HDSL, ADSL and UCL) with conditioning	• 14 Days
• UNE ISDN	• Retail ISDN BRI
• UNE Line Sharing	• ADSL Provided to Retail
• UNE Other Design	• Retail Design
• UNE Other Non-Design	• Retail Residence and Business
• Local Transport (Unbundled Interoffice Transport)	• Retail DS1/DS3 Interoffice
• Local Interconnection Trunks	• Parity with Retail

SEEM Measure

SEEM Measure		
Yes	Tier I	X
	Tier II	X

SEEM Disaggregation - Analog/Benchmark

SEEM Disaggregation	SEEM Analog/Benchmark
• Resale POTS	• Retail Residence and Business (POTS)
• Resale Design	• Retail Design
• UNE Loop + Port Combinations	• Retail Residence and Business
• UNE Loops	• Retail Residence and Business Dispatch
• UNE xDSL without conditioning	• 7 Days
• UNE xDSL with conditioning	• 14 Days
• UNE Line Sharing	• ADSL Provided to Retail
• Local Interconnection Trunks	• Parity with Retail

P-5: Average Completion Notice Interval

Definitions

The Completion Notice Interval is the elapsed time between the BellSouth reported completion of work and the issuance of a valid completion notice to the CLEC.

Exclusions

- Cancelled Service Orders
- Order Activities of BellSouth or the CLEC associated with internal or administrative use of local services (Record Orders, Listing Orders, Test Orders, etc.)
- D&F orders (Exception: "D" orders associated with LNP Standalone)

Business Rules

Measurement on interval of completion date and time entered by a field technician on dispatched orders, and 5PM start time on the due date for non-dispatched orders; to the release of a notice to the CLEC/BellSouth of the completion status. The field technician notifies the CLEC the work was complete and then he/she enters the completion time stamp information in his/her computer. This information switches through to the SOCS systems either completing the order or rejecting the order to the Work Management Center (WMC). If the completion is rejected, it is manually corrected and then completed by the WMC. The notice is returned on each individual order.

The start time for all orders is the completion stamp either by the field technician or the 5PM due date stamp; the end time for mechanized orders is the time stamp the notice was transmitted to the CLEC interface (LENS, EDI, OR TAG). For non-mechanized orders the end timestamp will be timestamp of order update to C-SOTS system.

Calculation

Completion Notice Interval = (a - b)

- a = Date and Time of Notice of Completion
- b = Date and Time of Work Completion

Average Completion Notice Interval = c / d

- c = Sum of all Completion Notice Intervals
- d = Number of Orders with Notice of Completion in Reporting Period

Report Structure

- CLEC Specific
- CLEC Aggregate
- BellSouth Aggregate
- Mechanized Orders
- Non-Mechanized Orders
- Reporting intervals in Hours; 0, 1-2, 2-4, 4-8, 8-12, 12-24, >= 24 plus Overall Average Hour Interval (The categories are inclusive of these time intervals: 0-1 = 0.99; 1-2 = 1-1.99; 2-4 = 2-3.99, etc.)
- Reported in categories of <10 line/circuits; >= 10 line/circuits (except trunks)

Data Retained

Relating to CLEC Experience	Relating to BellSouth Performance
<ul style="list-style-type: none"> • Report Month • CLEC Order Number (so_nbr) • Work Completion Date (cmpltn_dt) • Work Completion Time • Completion Notice Availability Date • Completion Notice Availability Time • Service Type • Geographic Scope <p>Note: Code in parentheses is the corresponding header found in the raw data file.</p>	<ul style="list-style-type: none"> • Report Month • BellSouth Order Number (so_nbr) • Work Completion Date (cmpltn_dt) • Work Completion Time • Completion Notice Availability Date • Completion Notice Availability Time • Service Type • Geographic Scope <p>NOTE: Code in parentheses is the corresponding header found in the raw data file.</p>

SQM Disaggregation - Analog/Benchmark

SQM Level of Disaggregation	SQM Analog/Benchmark
• Resale Residence	• Retail Residence
• Resale Business	• Retail Business
• Resale Design	• Retail Design
• Resale PBX	• Retail PBX
• Resale Centrex	• Retail Centrex
• Resale ISDN	• Retail ISDN
• LNP (Standalone)	• Retail Residence and Business (POTS)
• INP (Standalone)	• Retail Residence and Business (POTS)
• 2W Analog Loop Design	• Retail Residence and Business Dispatch
• 2W Analog Loop Non-Design	• Retail Residence and Business - (POTS Excluding Switch-Based Orders)
- Dispatch	- Dispatch
- Non-Dispatch (Dispatch In)	- Non-Dispatch (Dispatch In)
• 2W Analog Loop With LNP Design	• Retail Residence and Business Dispatch
• 2W Analog Loop With LNP Non-Design	• Retail Residence and Business - (POTS Excluding Switch-Based Orders)
- Dispatch	- Dispatch
- Non-Dispatch (Dispatch In)	- Non-Dispatch (Dispatch In)
• 2W Analog Loop With INP Design	• Retail Residence and Business Dispatch
• 2W Analog Loop With INP Non-Design	• Retail Residence and Business (POTS Excluding Switch-Based Orders)
- Dispatch	- Dispatch
- Non-Dispatch (Dispatch In)	- Non-Dispatch (Dispatch In)
• UNE Digital Loop < DS1	• Retail Digital Loop < DS1
• UNE Digital Loop >= DS1	• Retail Digital Loop >= DS1
• UNE Loop + Port Combinations	• Retail Residence and Business
- Dispatch Out	- Dispatch Out
- Non-Dispatch	- Non-Dispatch
- Dispatch In	- Dispatch In
- Switch-Based	- Switch-Based
• UNE Switch Ports	• Retail Residence and Business (POTS)
• UNE Combo Other	• Retail Residence, Business and Design Dispatch (Including Dispatch Out and Dispatch In)
- Dispatch	- Dispatch
- Non-Dispatch (Dispatch In)	- Non-Dispatch (Dispatch In)
• UNE xDSL (HDSL, ADSL and UCL)	• ADSL Provided to Retail
• UNE ISDN	• Retail ISDN BRI
• UNE Line Sharing	• ADSL Provided to Retail
• UNE Other Design	• Retail Design
• UNE Other Non-Design	• Retail Residence and Business
• Local Transport (Unbundled Interoffice Transport)	• Retail DS1/DS3 Interoffice
• Local Interconnection Trunks	• Parity with Retail

SEEM Measure

SEEM Measure		
No	Tier I	
	Tier II	

SEEM Disaggregation - Analog/Benchmark

SEEM Disaggregation	SEEM Analog/Benchmark
• Not Applicable	• Not Applicable

P-6: % Completions/Attempts without Notice or < 24 hours Notice

Definition

This Report measures the interval from the FOC end timestamp on the LSR until 5:00 P.M. on the original committed due date of a service order. The purpose of this measure is to report if BellSouth is returning a FOC to the CLEC in time for the CLEC to notify their customer of the scheduled date.

Exclusions

“0” dated orders or any request where the subscriber requested an earlier due date of < 24 hours prior to the original commitment date, or any LSR received < 24 hours prior to the original commitment date.

Business Rules

For CLEC Results:

Calculation would exclude any successful or unsuccessful service delivery where the CLEC was informed at least 24 hours in advance. BellSouth may also exclude from calculation any LSRs received from the requesting CLEC with less than 24 hour notice prior to the commitment date.

For BellSouth Results:

BellSouth does not provide a FOC to its retail customers.

Calculation

Percent Completions or Attempts without Notice or with Less Than 24 Hours Notice = (a / b) X 100

- a = Completion Dispatches (Successful and Unsuccessful) With No FOC or FOC Received < 24 Hours of original Committed Due Date
- b = All Completions

Report Structure

- CLEC Specific
- CLEC Aggregate
- Dispatch /Non-Dispatch
- Total Orders FOC < 24 Hours
- Total Completed Service Orders
- % FOC < 24 Hours

Data Retained

Relating to CLEC Experience	Relating to BellSouth Performance
<ul style="list-style-type: none">• Committed Due Date (DD)• FOC End Timestamp• Report Month• CLEC Order Number and PON• Geographic Scope<ul style="list-style-type: none">- State / Region	<ul style="list-style-type: none">• Not Applicable

SQM Disaggregation - Analog/Benchmark

SQM Level of Disaggregation	SQM Analog/Benchmark
<ul style="list-style-type: none"> • Resale Residence • Resale Business • Resale Design • Resale PBX • Resale Centrex • Resale ISDN • LNP (Standalone) • INP (Standalone) • 2W Analog Loop Design • 2W Analog Loop Non-Design • 2W Analog Loop With LNP-Design • 2W Analog Loop With LNP Non-Design • 2W Analog Loop With INP-Design • 2W Analog Loop With INP Non-Design • UNE Digital Loop < DS1 • UNE Digital Loop >=DS1 • UNE Loop + Port Combinations • UNE Switch ports • UNE Combo Other • UNE xDSL (HDSL, ADSL and UCL) • UNE ISDN • UNE Line Sharing • UNE Other Design • UNE Other Non -Design • Local Transport (Unbundled Interoffice Transport) • Local Interconnection Trunks 	<ul style="list-style-type: none"> • Diagnostic

SEEM Measure

SEEM Measure		
No	Tier I	
	Tier II	

SEEM Disaggregation - Analog/Benchmark

SEEM Disaggregation	SEEM Analog/Benchmark
• Not Applicable	• Not Applicable

P-7: Coordinated Customer Conversions Interval

Definition

This report measures the average time it takes BellSouth to disconnect an unbundled loop from the BellSouth switch and cross connect it to CLEC equipment. This measurement applies to service orders with INP and with LNP, and where the CLEC has requested BellSouth to provide a coordinated cut over.

Exclusions

- Any order canceled by the CLEC will be excluded from this measurement
- Delays due to CLEC following disconnection of the unbundled loop
- Unbundled Loops where there is no existing subscriber loop and loops where coordination is not requested

Business Rules

When the service order includes INP, the interval includes the total time for the cut over including the translation time to place the line back in service on the ported line. When the service order includes LNP, the interval only includes the total time for the cut over (the port of the number is controlled by the CLEC). The interval is calculated for the entire cut over time for the service order and then divided by items worked in that time to give the average per-item interval for each service order.

Calculation

Coordinated Customer Conversions Interval = (a - b)

- a = Completion Date and Time for Cross Connection of a Coordinated Unbundled Loop
- b = Disconnection Date and Time of an Coordinated Unbundled Loop

Percent Coordinated Customer Conversions (for each interval) = (c / d) X 100

- c = Total number of Coordinated Customer Conversions for each interval
- d = Total Number of Unbundled Loop with Coordinated Conversions (items) for the reporting period

Report Structure

- CLEC Specific
- CLEC Aggregate
- The interval breakout is 0-5 = 0-4.99, 5-15 = 5-14.99, >=15 = 15 and greater, plus Overall Average Interval.

Data Retained

Relating to CLEC Experience	Relating to BellSouth Performance
<ul style="list-style-type: none"> • Report Month • CLEC Order Number • Committed Due Date (DD) • Service Type (CLASS_SVC_DESC) • Cut over Start Time • Cut over Completion Time • Portability Start and Completion Times (INP orders) • Total Conversions (Items) <p>Note: Code in parentheses is the corresponding header found in the raw data file.</p>	<ul style="list-style-type: none"> • No BellSouth Analog Exists

SQM Disaggregation - Analog/Benchmark

SQM Level of Disaggregation	SQM Analog/Benchmark
<ul style="list-style-type: none"> • Unbundled Loops with INP/LNP • Unbundled Loops without INP/LNP 	<ul style="list-style-type: none"> • 95% <= 15 minutes

SEEM Measure

SEEM Measure		
Yes	Tier I	X
	Tier II	X

SEEM Disaggregation - Analog/Benchmark

SEEM Disaggregation	SEEM Analog/Benchmark
• Unbundled Loops	• 95% <= 15 minutes

P-7A: Coordinated Customer Conversions – Hot Cut Timeliness% Within Interval and Average Interval

Definition

This category measures whether BellSouth begins the cut over of an unbundled loop on a coordinated and/or a time specific order at the CLEC requested start time. It measures the percentage of orders where the cut begins within 15 minutes of the requested start time of the order and the average interval.

Exclusions

- Any order canceled by the CLEC will be excluded from this measurement
- Delays caused by the CLEC
- Unbundled Loops where there is no existing subscriber loop and loops where coordination is not requested
- All unbundled loops on multiple loop orders after the first loop

Business Rules

This report measures whether BellSouth begins the cut over of an unbundled loop on a coordinated and/or a time specific order at the CLEC requested start time. The cut is considered on time if it starts 15 minutes before or after the requested start time. Using the scheduled time and the actual cut over start time, the measurement will calculate the percent within interval and the average interval. If a cut involves multiple lines, the cut will be considered “on time” if the first line is cut within the interval. <= 15 minutes includes intervals that began 15:00 minutes or less before the scheduled cut time and cuts that began 15 minutes or less after the scheduled cut time; >15 minutes, <= 30 minutes includes cuts within 15:00 – 30:00 minutes either prior to or after the scheduled cut time; >30 minutes includes cuts greater than 30:00 minutes either prior to or after the scheduled cut time.

Calculation

% within Interval = (a / b) X 100

- a = Total Number of Coordinated Unbundled Loop Orders for the interval
- b = Total Number of Coordinated Unbundled Loop Orders for the reporting period

Interval = (c - d)

- c = Scheduled Time for Cross Connection of a Coordinated Unbundled Loop Order
- d = Actual Start Date and Time of a Coordinated Unbundled Loop Order

Average Interval = (e / f)

- Sum of all Intervals
- Total Number of Coordinated Unbundled Loop Orders for the reporting period.

Report Structure

- CLEC Specific
- CLEC Aggregate

Reported in intervals of early, on time and late cuts % <=15 minutes; % >15 minutes, <= 30 minutes; % > 30 minutes, plus Overall Average Interval.

Data Retained

Relating to CLEC Experience	Relating to BellSouth Performance
<ul style="list-style-type: none"> • Report Month • CLEC Order Number (so_nbr) • Committed Due Date (DD) • Service Type (CLASS_SVC_DESC) • Cut over Scheduled Start Time • Cut over Actual Start Time • Total Conversions Orders <p>Note: Code in parentheses is the corresponding header found in the raw data file.</p>	<ul style="list-style-type: none"> • No BellSouth Analog exists

SQM Disaggregation - Analog/Benchmark

SQM Level of Disaggregation	SQM Analog/Benchmark
<ul style="list-style-type: none"> Product Reporting Level <ul style="list-style-type: none"> SL1 Time Specific SL1 Non-Time Specific SL2 Time Specific SL2 Non-Time Specific 	<ul style="list-style-type: none"> 95% Within + or – 15 minutes of Scheduled Start Time

SEEM Measure

SEEM Measure		
Yes	Tier I	X
	Tier II	X

SEEM Disaggregation - Analog/Benchmark

SEEM Disaggregation	SEEM Analog/Benchmark
<ul style="list-style-type: none"> UNE Loops 	<ul style="list-style-type: none"> 95% Within + or – 15 minutes of Scheduled Start time

P-7B: Coordinated Customer Conversions – Average Recovery Time

Definition

Measures the time between notification and resolution by BellSouth of a service outage found that can be isolated to the BellSouth side of the network. The time between notification and resolution by BellSouth must be measured to ensure that CLEC customers do not experience unjustifiable lengthy service outages during a Coordinated Customer Conversion. This report measures outages associated with Coordinated Customer Conversions prior to service order completion.

Exclusions

- Cut overs where service outages are due to CLEC caused reasons
- Cut overs where service outages are due to end-user caused reasons

Business Rules

Measures the outage duration time related to Coordinated Customer Conversions from the initial trouble notification until the trouble has been restored and the CLEC has been notified. The duration time is defined as the time from the initial trouble notification until the trouble has been restored and the CLEC has been notified. The interval is calculated on the total outage time for the circuits divided by the total number of outages restored during the report period to give the average outage duration.

Calculation

Recovery Time = (a - b)

- a = Date & Time That Trouble is Closed by CLEC
- b = Date & Time Initial Trouble is Opened with BellSouth

Average Recovery Time = (c / d)

- c = Sum of all the Recovery Times
- d = Number of Troubles Referred to the BellSouth

Report Structure

- CLEC Specific
- CLEC Aggregate

Data Retained

Relating to CLEC Experience	Relating to BellSouth Performance
<ul style="list-style-type: none"> • Report Month • CLEC Company Name • CLEC Order Number (so_nbr) • Committed Due Date (DD) • Service Type (CLASS_SVC_DESC) • CLEC Acceptance Conflict (CLEC_CONFLICT) • CLEC Conflict Resolved (CLEC_RESOLVE) • CLEC Conflict MFC (CLEC_CONFLICT_MFC) • Total Conversion Orders <p>Note: Code in parentheses is the corresponding header found in the raw data file.</p>	<ul style="list-style-type: none"> • None

SQM Disaggregation - Analog/Benchmark

SQM Level of Disaggregation	SQM Analog/Benchmark
<ul style="list-style-type: none"> • Unbundled Loops with INP/LNP • Unbundled Loops without INP/LNP 	<ul style="list-style-type: none"> • Diagnostic

SEEM Measure

SEEM Measure		
No	Tier I	
	Tier II	

SEEM Disaggregation - Analog/Benchmark

SEEM Disaggregation	SEEM Analog/Benchmark
• Not Applicable	• Not Applicable

P-7C: Hot Cut Conversions - % Provisioning Troubles Received Within 7 days of a completed Service Order

Definition

Percent Provisioning Troubles received within 7 days of a completed service order associated with a Coordinated and Non-Coordinated Customer Conversion. Measures the quality and accuracy of Hot Cut Conversion Activities.

Exclusions

- Any order canceled by the CLEC
- Troubles caused by Customer Provided Equipment

Business Rules

Measures the quality and accuracy of completed service orders associated with Coordinated and Non-Coordinated Hot Cut Conversions. The first trouble report received on a circuit ID within 7 days following a service order completion is counted in this measure. Subsequent trouble reports are measured in Repeat Report Rate. Reports are calculated searching in the prior report period for completed Coordinated and Non-Coordinated Hot Cut Conversion service orders and following 7 days after the completion of the service order for a trouble report issue date.

Calculation

% Provisioning Troubles within 7 days of service order completion = (a / b) X 100

- a = The sum of all Hot Cut Circuits with a trouble within 7 days following service order(s) completion
- b = The total number of Hot Cut service order circuits completed in the previous report calendar month

Report Structure

- CLEC Specific
- CLEC Aggregate
- Dispatch/Non-Dispatch

Data Retained

Relating to CLEC Experience	Relating to BellSouth Performance
<ul style="list-style-type: none"> • Report Month • CLEC Order Number (so_nbr) • PON • Order Submission Date (TICKET_ID) • Order Submission Time (TICKET_ID) • Status Type • Status Notice Date • Standard Order Activity • Geographic Scope • Total Conversion Circuits <p>Note: Code in parentheses is the corresponding header found in the raw data file.</p>	<ul style="list-style-type: none"> • No BellSouth Analog Exists

SQM Disaggregation - Analog/Benchmark

SQM Level of Disaggregation	SQM Analog/Benchmark
<ul style="list-style-type: none"> • UNE Loop Design • UNE Loop Non-Design 	<ul style="list-style-type: none"> • <= 5%

SEEM Measure

SEEM Measure		
Yes	Tier I	X
	Tier II	X

SEEM Disaggregation - Analog/Benchmark

SEEM Disaggregation	SEEM Analog/Benchmark
• UNE Loops	• $\leq 5\%$

P-8: Cooperative Acceptance Testing - % of xDSL Loops Tested

Definition

The loop will be considered cooperatively tested when the BellSouth technician places a call to the CLEC representative to initiate cooperative testing and jointly performs the tests with the CLEC.

Exclusions

- Testing failures due to CLEC (incorrect contact number, CLEC not ready, etc.)
- xDSL lines with no request for cooperative testing

Business Rules

When a BellSouth technician finishes delivering an order for an xDSL loop where the CLEC order calls for cooperative testing at the customer's premise, the BellSouth technician is to call a toll free number to the CLEC testing center. The BellSouth technician and the CLEC representative at the center then test the line. As an example of the type of testing performed, the testing center may ask the technician to put a short on the line so that the center can run a test to see if it can identify the short.

Calculation

Cooperative Acceptance Testing - % of xDSL Loops Tested = (a / b) X 100

- a = Total number of successful xDSL cooperative tests for xDSL lines where cooperative testing was requested in the reporting period
- b = Total Number of xDSL line tests requested by the CLEC and scheduled in the reporting period

Report Structure

- CLEC Specific
- CLEC Aggregate
- Type of Loop tested

Data Retained

Relating to CLEC Experience	Relating to BellSouth Performance
<ul style="list-style-type: none"> • Report Month • CLEC Company Name (OCN) • CLEC Order Number (so_nbr) and PON (PON) • Committed Due Date (DD) • Service Type (CLASS_SVC_DESC) • Acceptance Testing Completed (ACCEPT_TESTING) • Acceptance Testing Declined (ACCEPT_TESTING) • Total xDSL Orders <p>Note: Code in parentheses is the corresponding header found in the raw data file.</p>	<ul style="list-style-type: none"> • No BellSouth Analog Exists

SQM Disaggregation - Analog/Benchmark

SQM Level of Disaggregation:	SQM Analog/Benchmark:
<ul style="list-style-type: none"> • UNE xDSL <ul style="list-style-type: none"> - ADSL - HDSL - UCL - OTHER 	<ul style="list-style-type: none"> • 95% of Lines Tested

SEEM Measure

SEEM Measure		
Yes	Tier I	X
	Tier II	X

SEEM Disaggregation - Analog/Benchmark

SEEM Disaggregation	SEEM Analog/Benchmark
• UNE xDSL	• 95% of Lines Tested

P-9: % Provisioning Troubles within 30 days of Service Order Completion

Definition

Percent Provisioning Troubles within 30 days of Service Order Completion measures the quality and accuracy of Service order activities.

Exclusions

- Canceled Service Orders
- Order Activities of BellSouth or the CLEC associated with internal or administrative use of local services (Record Orders, Listing Orders, Test Orders, etc.)
- D & F orders
- Trouble reports caused and closed out to Customer Provided Equipment (CPE)

Business Rules

Measures the quality and accuracy of completed orders. The first trouble report from a service order after completion is counted in this measure. Subsequent trouble reports are measured in Repeat Report Rate. Reports are calculated searching in the prior report period for completed service orders and following 30 days after completion of the service order for a trouble report issue date.

D & F orders are excluded as there is no subsequent activity following a disconnect.

Note: Standalone LNP historical data is not available in the maintenance systems (LMOS or WFA).

Calculation

% Provisioning Troubles within 30 days of Service Order Activity = (a / b) X 100

- a = Trouble reports on all completed orders 30 days following service order(s) completion
- b = All Service Orders completed in the previous report calendar month

Report Structure

- CLEC Specific
- CLEC Aggregate
- BellSouth Aggregate
- Reported in categories of <10 line/circuits; >= 10 line/circuits (except trunks)
- Dispatch / No Dispatch (except trunks)

Data Retained

Relating to CLEC Experience	Relating to BellSouth Performance
<ul style="list-style-type: none"> • Report Month • CLEC Order Number and PON • Order Submission Date (TICKET_ID) • Order Submission Time (TICKET_ID) • Status Type • Status Notice Date • Standard Order Activity • Geographic Scope <p>Note: Code in parentheses is the corresponding header found in the raw data file.</p>	<ul style="list-style-type: none"> • Report Month • BellSouth Order Number • Order Submission Date • Order Submission Time • Status Type • Status Notice Date • Standard Order Activity • Geographic Scope

SQM Disaggregation - Analog/Benchmark

SQM Level of Disaggregation	SQM Analog/Benchmark
• Resale Residence	• Retail Residence
• Resale Business	• Retail Business
• Resale Design	• Retail Design
• Resale PBX	• Retail PBX
• Resale Centrex	• Retail Centrex
• Resale ISDN	• Retail ISDN
• 2W Analog Loop Design	• Retail Residence and Business Dispatch
• 2W Analog Loop Non-Design	• Retail Residence and Business - (POTS Excluding Switch-Based Orders)
- Dispatch	- Dispatch
- Non-Dispatch (Dispatch In)	- Non-Dispatch (Dispatch In)
• 2W Analog Loop With LNP Design	• Retail Residence and Business Dispatch
• 2W Analog Loop With LNP Non-Design	• Retail Residence and Business - (POTS Excluding Switch-Based Orders)
- Dispatch	- Dispatch
- Non-Dispatch (Dispatch In)	- Non-Dispatch (Dispatch In)
• 2W Analog Loop With INP Design	• Retail Residence and Business Dispatch
• 2W Analog Loop With INP Non-Design	• Retail Residence and Business (POTS - Excluding Switch-Based Orders)
- Dispatch	- Dispatch
- Non-Dispatch (Dispatch In)	- Non-Dispatch (Dispatch In)
• UNE Digital Loop < DS1	• Retail Digital Loop < DS1
• UNE Digital Loop >= DS1	• Retail Digital Loop >= DS1
• UNE xDSL (HDSL, ADSL and UCL)	• ADSL provided to Retail
• UNE ISDN	• Retail ISDN BRI
• UNE Line Sharing	• ADSL Provided to Retail
• INP (Standalone)	• Retail Residence and Business (POTS)
• LNP (Standalone)	• Retail Residence and Business (POTS)
• UNE Loop + Port Combinations	• Retail Residence and Business
- Dispatch Out	- Dispatch Out
- Non-Dispatch	- Non-Dispatch
- Dispatch In	- Dispatch In
- Switch-Based	- Switch-Based
• UNE Switch Ports	• Retail Residence and Business (POTS)
• UNE Combo Other	• Retail Residence, Business and Design Dispatch (Including Dispatch Out and Dispatch In)
- Dispatch	- Dispatch
- Non-Dispatch (Dispatch In)	- Non-Dispatch (Dispatch In)
• Local Transport (Unbundled Interoffice Transport)	• Retail DS1/DS3 Interoffice
• UNE Other Non-Design	• Retail Residence and Business
• UNE Other Design	• Retail Design
• Local Interconnection Trunks	• Parity with Retail

SEEM Measure

SEEM Measure		
Yes	Tier I	X
	Tier II	X

SEEM Disaggregation - Analog/Benchmark

SEEM Disaggregation	SEEM Analog/Benchmark
• Resale POTS	• Retail Residence and Business (POTS)
• Resale Design	• Retail Design
• UNE Loop + Port Combinations	• Retail Residence and Business
• UNE Loops	• Retail Residence and Business Dispatch
• UNE xDSL	• ADSL Provided to Retail
• UNE Line Sharing	• ADSL Provided to Retail
• Local Interconnection Trunks	• Parity with Retail

P-10: Total Service Order Cycle Time (TSOCT)

Definition

This report measures the total service order cycle time from receipt of a valid service order request to the return of a completion notice to the CLEC Interface.

Exclusions

- Canceled Service Orders
- Order Activities of BellSouth or the CLEC associated with internal or administrative use of local services (Record Orders, Listing Orders, Test Orders, etc.)
- D (Disconnect - Except "D" orders associated with LNP Standalone.) and F (From) orders. (From is disconnect side of a move order when the customer moves to a new address)
- "L" Appointment coded orders (where the customer has requested a later than offered interval)
- Orders with CLEC/Subscriber caused delays or CLEC/Subscriber requested due date changes

Business Rules

The interval is determined for each order processed during the reporting period. This measurement combines three reports: FOC Timeliness, Average Order Completion Interval and Average Completion Notice Interval. For UNE XDSL Loop, this measurement combines Service Inquiry Interval (SI), FOC Timeliness, Average Completion Interval, and Average Completion Notice Interval.

This interval starts with the receipt of a valid service order request and stops when a completion notice is sent to the CLEC Interface (LENS, TAG OR EDI) and the BellSouth Legacy Systems. Elapsed time for each order is accumulated for each reporting dimension. The accumulated time for each reporting dimension is then divided by the associated total number of orders completed. Orders that are worked on zero due dates are calculated with a .33 day interval (8 hours) in order to report a portion of a day interval. These orders are issued and worked/completed on same day. They can be either flow through orders (no field work-non-dispatched) or field orders (dispatched).

Reporting is by Fully Mechanized, Partially Mechanized and Non-Mechanized receipt of LSRs.

Calculation

Total Service Order Cycle Time = (a - b)

- a = Service Order Completion Notice Date
- b = Service Request Receipt Date

Average Total Service Order Cycle Time = (c / d)

- c = Sum of all Total Service Order Cycle Times
- d = Total Number Service Orders Completed in Reporting Period

Total Service Order Cycle Time Interval Distribution (for each interval) = (e / f) X 100

- e = Total Number of Service Requests Completed in "X" minutes/hours
- f = Total Number of Service Requests Received in Reporting Period

Report Structure

- CLEC Specific
- CLEC Aggregate
- BellSouth Aggregate
- Fully Mechanized; Partially Mechanized; Non-Mechanized
- Report in categories of <10 line/circuits; >= 10 line/circuits (except trunks)
- Dispatch / No Dispatch categories applicable to all levels except trunks
- Intervals 0-5, 5-10, 10-15, 15-20, 20-25, 25-30, >= 30 Days. The interval breakout is: 0-5 = 0-4.99, 5-10 = 5-9.99, 10-15 = 10-14.99, 15-20 = 15-19.99, 20-25 = 20-24.99, 25-30 = 25-29.99, >= 30 = 30 and greater.

Data Retained

Relating to CLEC Experience	Relating to BellSouth Performance
<ul style="list-style-type: none"> • Report Month • Interval for FOC • CLEC Company Name (OCN) • Order Number (PON) 	<ul style="list-style-type: none"> • Report Month • BellSouth Order Number • Order Submission Date & Time

<ul style="list-style-type: none"> • Submission Date & Time (TICKET_ID) • Completion Date (CMPLTN_DT) • Completion Notice Date and Time • Service Type (CLASS_SVC_DESC) • Geographic Scope <p>Note: Code in parentheses is the corresponding header found in the raw data file</p>	<ul style="list-style-type: none"> • Order Completion Date & Time • Service Type • Geographic Scope
--	--

SQM Disaggregation - Analog/Benchmark

SQM Level of Disaggregation	SQM Analog/Benchmark
<ul style="list-style-type: none"> • Resale Residence • Resale Business • Resale Design • Resale PBX • Resale Centrex • Resale ISDN • LNP (Standalone) • INP (Standalone) • 2W Analog Loop Design • 2W Analog Loop Non-Design • 2W Analog Loop With LNP Design • 2W Analog Loop With LNP Non-Design • UNE Switch Ports • UNE Loop + Port Combinations • UNE Combo Other • UNE xDSL (HDSL, ADSL and UCL) • UNE ISDN • UNE Line Sharing • UNE Other Design • UNE Other Non -Design • UNE Digital Loops < DS1 • UNE Digital Loops >= DS1 • Local Transport (Unbundled Interoffice Transport) • Local Interconnection Trunks 	<ul style="list-style-type: none"> • Diagnostic

SEEM Measure

SEEM Measure		
No	Tier I	
	Tier II	

SEEM Disaggregation - Analog/Benchmark

SEEM Disaggregation	SEEM Analog/Benchmark
• Not Applicable	• Not Applicable

P-11: Service Order Accuracy

Definition

The “service order accuracy” measurement measures the accuracy and completeness of a sample of BellSouth service orders by comparing what was ordered and what was completed.

Exclusions

- Cancelled Service Orders
- Order Activities of BellSouth or the CLEC associated with internal or administrative use of local services (Record Orders, Listing Orders, Test Orders, etc.)
- D & F orders

Business Rules

A statistically valid sample of service orders, completed during a monthly reporting period, is compared to the original account profile and the order that the CLEC sent to BellSouth. An order is “completed without error” if all service attributes and account detail changes (as determined by comparing the original order) completely and accurately reflect the activity specified on the original order and any supplemental CLEC order. For both small and large sample sizes, when a Service Request cannot be matched with a corresponding Service Order, it will not be counted. For small sample sizes an effort will be made to replace the service request.

Calculation

Percent Service Order Accuracy = (a / b) X 100

- a = Orders Completed without Error
- b = Orders Completed in Reporting Period

Report Structure

- CLEC Aggregate
- Reported in categories of <10 line/circuits; >= 10 line/circuits
- Dispatch / No Dispatch

Data Retained

Relating to CLEC Experience	Relating to BellSouth Performance
<ul style="list-style-type: none"> • Report Month • CLEC Order Number and PON • Local Service Request (LSR) • Order Submission Date • Committed Due Date • Service Type • Standard Order Activity 	<ul style="list-style-type: none"> • No BellSouth Analog Exist

SQM Disaggregation - Analog/Benchmark

SQM Level of Disaggregation	SQM Analog/Benchmark
<ul style="list-style-type: none"> • Resale Residence • Resale Business • Resale Design (Specials) • UNE Specials (Design) • UNE (Non-Design) • Local Interconnection Trunks 	<ul style="list-style-type: none"> • 95% Accurate

SEEM Measure

SEEM Measure		
No	Tier I	
	Tier II	

SEEM Disaggregation - Analog/Benchmark

SEEM Disaggregation	SEEM Analog/Benchmark
• Not Applicable	• Not Applicable

P-12: LNP-Percent Missed Installation Appointments

Definition

“Percent missed installation appointments” monitors the reliability of BellSouth commitments with respect to committed due dates to assure that CLECs can reliably quote expected due dates to their retail customer as compared to BellSouth. This measure is the percentage of total orders processed for which BellSouth is unable to complete the service orders on the committed due dates and reported for total misses and End User Misses.

Exclusions

- Canceled Service Orders
- Order Activities of BellSouth or the CLEC associated with internal or administrative use of local services (Record Orders, Listing Orders, Test Orders, etc.) where identifiable

Business Rules

Percent Missed Installation Appointments (PMI) is the percentage of total orders processed for which BellSouth is unable to complete the service orders on the committed due dates. Missed Appointments caused by end-user reasons will be included and reported in a separate category. The first commitment date on the service order that is a missed appointment is the missed appointment code used for calculation whether it is a BellSouth missed appointment or an End User missed appointment. The “due date” is any time on the confirmed due date, which means there cannot be a cutoff time for commitments as certain types of orders are requested to be worked after standard business hours.

Calculation

LNP Percent Missed Installation Appointments = (a / b) X 100

- a = Number of Orders with Completion date in Reporting Period past the Original Committed Due Date
- b = Number of Orders Completed in Reporting Period

Report Structure

- CLEC Specific
- CLEC Aggregate
- Geographic Scope
 - State/Region
- Report in Categories of <10 lines/circuits >= 10 lines/circuits (except trunks)

Report explanation: Total Missed Appointments is the total percent of orders missed either by BellSouth or the CLEC end user. End User MA represents the percentage of orders missed by the CLEC end user. The difference between End User Missed Appointments and Total Missed Appointments is the result of BellSouth caused misses.

Data Retained

Relating to CLEC Experience	Relating to BellSouth Performance
<ul style="list-style-type: none"> • Report Month • CLEC Order Number and PON (PON) • Committed Due Date (DD) • Completion Date (CMPLTN DD) • Status Type • Status Notice Date • Standard Order Activity • Geographic Scope <p>Note: Code in parentheses is the corresponding header found in the raw data file.</p>	<ul style="list-style-type: none"> • Not Applicable

SQM Disaggregation - Analog/Benchmark

SQM Level of Disaggregation	SQM Analog/Benchmark
• LNP	• Retail Residence and Business (POTS)

SEEM Measure

SEEM Measure		
Yes	Tier I	X
	Tier II	X

SEEM Disaggregation - Analog/Benchmark

SEEM Disaggregation	SEEM Analog/Benchmark
• LNP	• 95% Due Dates Met ^a

^aDue to data structure issues, BellSouth is using a benchmark comparison for SEEM rather than the Truncated Z as stated in the Order.

P-13: LNP-Average Disconnect Timeliness Interval & Disconnect Timeliness Interval Distribution

Definition

Disconnect Timeliness is defined as the interval between the time ESI Number Manager receives the valid 'Number Ported' message from NPAC (signifying the CLEC 'Activate') until the time the Disconnect is completed in the Central Office switch. This interval effectively measures BellSouth responsiveness by isolating it from impacts that are caused by CLEC related activities.

Exclusions

- Canceled Service Orders
- Order Activities of BellSouth or the CLEC associated with internal or administrative use of local services (Record Orders, Listing Orders, Test Orders, etc.) where identifiable.

Business Rules

The Disconnect Timeliness interval is determined for each telephone number ported associated with a disconnect service order processed on an LSR during the reporting period. The Disconnect Timeliness interval is the elapsed time from when BellSouth receives a valid 'Number Ported' message in ESI Number Manager (signifying the CLEC 'Activate') for each telephone number ported until each telephone number on the service order is disconnected in the Central Office switch. Elapsed time for each ported telephone number is accumulated for each reporting dimension. The accumulated time for each reporting dimension is then divided by the total number of selected telephone numbers disconnected in the reporting period.

Calculation

Disconnect Timeliness Interval = (a - b)

- a = Completion Date and Time in Central Office switch for each number on disconnect order
- b = Valid 'Number Ported' message received date & time

Average Disconnect Timeliness Interval = (c / d)

- c = Sum of all Disconnect Timeliness Intervals
- d = Total Number of disconnected numbers completed in reporting period

Disconnect Timeliness Interval Distribution (for each interval) = (e / f) X 100

- e = Disconnected numbers completed in "X" days
- f = Total disconnect numbers completed in reporting period

Report Structure

- CLEC Specific
- CLEC Aggregate
- Geographic Scope
 - State, Region

Data Retained

Relating to CLEC Experience	Relating to BellSouth Performance
<ul style="list-style-type: none"> • Order Number • Telephone Number/Circuit Number • Committed Due Date • Receipt Date/Time (ESI Number Manager) • Date/Time of Recent Change Notice 	<ul style="list-style-type: none"> • Not Applicable

SQM Disaggregation - Analog/Benchmark

SQM Level of Disaggregation	SQM Analog/Benchmark
<ul style="list-style-type: none"> • LNP 	<ul style="list-style-type: none"> • 95% <= 15 Minutes

SEEM Measure

SEEM Measure		
Yes	Tier I	X
	Tier II	X

SEEM Disaggregation - Analog/Benchmark

SEEM Disaggregation	SEEM Analog/Benchmark
• LNP Standalone	• 95% <= 15 Minutes

P-14: LNP-Total Service Order Cycle Time (TSOCT)

Definition

Total Service Order Cycle Time measures the interval from receipt of a valid service order request to the completion of the final service order associated with that service request.

Exclusions

- Canceled Service Orders
- Order Activities of BellSouth or the CLEC associated with internal or administrative use of local services (Record Orders, Listing Orders, Test Orders, etc.) where identifiable
- "L" appointment coded orders (indicating the customer has requested a later than offered interval)
- "S" missed appointment coded orders (indicating subscriber missed appointments), except for "SP" codes (indicating subscriber prior due date requested). This would include "S" codes assigned to subsequent due date changes.

Business Rules

The interval is determined for each order processed during the reporting period. This measurement combines three reports: FOC Timeliness, Average Order Completion Interval and Average Completion Notice Interval.

This interval starts with the receipt of a valid service order request and stops when a completion notice is sent to the CLEC Interface (LENS, TAG OR EDI). Elapsed time for each order is accumulated for each reporting dimension. The accumulated time for each reporting dimension is then divided by the associated total number of orders completed. Orders that are worked on zero due dates are calculated with a .33 day interval (8 hours) in order to report a portion of a day interval. These orders are issued and worked/completed on the same day.

Reporting is by Fully Mechanized, Partially Mechanized and Non-Mechanized receipt of LSRs.

Calculation

Total Service Order Cycle Time = (a - b)

- a = Service Order Completion Notice Date
- b = Service Request Receipt Date

Average Total Service Order Cycle Time = (c / d)

- c = Sum of all Total Service Order Cycle Times
- d = Total Number Service Orders Completed in Reporting Period

Total Service Order Cycle Time Interval Distribution (for each interval) = (e / f) X 100

- e = Total Number of Service Orders Completed in "X" minutes/hours
- f = Total Number of Service Orders Received in Reporting Period

Report Structure

- CLEC Specific
- CLEC Aggregate
- Fully Mechanized; Partially Mechanized; Non-Mechanized
- Report in categories of < 10 lines/circuits; >= lines/circuits (except trunks)
- Intervals 0-5, 5-10, 10-15, 15-20, 20-25, 25-30, >= 30 Days. The interval breakout is: 0-5 = 0-4.99, 5-10 = 5-9.99, 10-15 = 10-14.99, 15-20 = 15-19.99, 20-25 = 20-24.99, 25-30 = 25-29.99, >= 30 = 30 and greater.

Data Retained

Relating to CLEC Experience	Relating to BellSouth Performance
<ul style="list-style-type: none"> • Report Month • Interval for FOC • CLEC Company Name (OCN) • Order Number (PON) • Submission Date & Time (TICKET_ID) • Completion Date (CMPLTN_DT) • Completion Notice Date and Time • Service Type (CLASS_SVC_DESC) 	<ul style="list-style-type: none"> • Not Applicable

- Geographic Scope

Note: Code in parentheses is the corresponding header found in the raw data file

SQM Disaggregation - Analog/Benchmark

SQM Level of Disaggregation	SQM Analog/Benchmark
• LNP	• Diagnostic

SEEM Measure

SEEM Measure		
No	Tier I	
	Tier II	

SEEM Disaggregation - Analog/Benchmark

SEEM Disaggregation	SEEM Analog/Benchmark
• Not Applicable	• Not Applicable

Section 4: Section 4: Maintenance & Repair

M&R-1: Missed Repair Appointments

Definition

The percent of trouble reports not cleared by the committed date and time.

Exclusions

- Trouble tickets canceled at the CLEC request
- BellSouth trouble reports associated with internal or administrative service
- Customer Provided Equipment (CPE) troubles or CLEC Equipment Trouble

Business Rules

The negotiated commitment date and time is established when the repair report is received. The cleared time is the date and time that BellSouth personnel clear the trouble and closes the trouble report in his/her Computer Access Terminal (CAT) or workstation. If this is after the Commitment time, the report is flagged as a "Missed Commitment" or a missed repair appointment. When the data for this measure is collected for BellSouth and a CLEC, it can be used to compare the percentage of the time repair appointments are missed due to BellSouth reasons. (No access reports are not part of this measure because they are not a missed appointment.)

Note: Appointment intervals vary with force availability in the POTS environment. Specials and Trunk intervals are standard interval appointments of no greater than 24 hours. Standalone LNP historical data is not available in the maintenance systems (LMOS or WFA).

Calculation

Percentage of Missed Repair Appointments = (a / b) X 100

- a = Count of Customer Troubles Not Cleared by the Quoted Commitment Date and Time
- b = Total Trouble reports closed in Reporting Period

Report Structure

- Dispatch/Non-Dispatch
- CLEC Specific
- CLEC Aggregate
- BellSouth Aggregate

Data Retained

Relating to CLEC Experience	Relating to BellSouth Performance
<ul style="list-style-type: none"> • Report Month • CLEC Company Name • Submission Date & Time (TICKET_ID) • Completion Date (CMPLTN_DT) • Service Type (CLASS_SVC_DESC) • Disposition and Cause (CAUSE_CD & CAUSE_DESC) • Geographic Scope <p>Note: Code in parentheses is the corresponding header found in the raw data file.</p>	<ul style="list-style-type: none"> • Report Month • BellSouth Company Code • Submission Date & Time • Completion Date • Service Type • Disposition and Cause (Non-Design /Non-Special Only) • Trouble Code (Design and Trunking Services) • Geographic Scope

SQM Disaggregation - Analog/Benchmark

SQM Level of Disaggregation	SQM Analog/Benchmark
• Resale Residence	• Retail Residence
• Resale Business	• Retail business
• Resale Design	• Retail Design
• Resale PBX	•
• Resale Centrex	• Retail Centrex
• Resale ISDN	• Retail ISDN
• LNP (Standalone) (Not Available in Maintenance)	• Not Applicable
• 2W Analog Loop Design	• Retail Residence & Business Dispatch
• 2W Analog Loop Non - Design	• Retail Residence & Business (POTS) (Exclusion of Switch-Based Feature Troubles)
• UNE Loop + Port Combinations	• Retail Residence & Business
• UNE Switch Ports	• Retail Residence & Business (POTS)
• UNE Combo Other	• Retail Residence, Business and Design Dispatch
• UNE xDSL (HDSL, ADSL and UCL)	• ADSL Provided to Retail
• UNE ISDN	• Retail ISDN – BRI
• UNE Line Sharing	• ADSL Provided to Retail
• UNE Other Design	• Retail Design
• UNE Other Non - Design	• Retail Residence & Business
• Local Interconnection Trunks	• Parity with Retail
• Local Transport (Unbundled Interoffice Transport)	• Retail DS1/DS3 Interoffice

SEEM Measure

SEEM Measure		
Yes	Tier I	X
	Tier II	X

SEEM Disaggregation - Analog/Benchmark

SEEM Disaggregation	SEEM Analog/Benchmark
• Resale POTS	• Retail Residence and Business (POTS)
• Resale Design	• Retail Design
• UNE Loop + Port Combinations	• Retail Residence and Business
• UNE Loops	• Retail Residence and Business Dispatch
• UNE xDSL	• ADSL Provided to Retail
• UNE Line Sharing	• ADSL Provided to Retail
• Local Interconnection Trunks	• Parity with Retail

M&R-2: Customer Trouble Report Rate

Definition

Percent of initial and repeated customer direct or referred troubles reported within a calendar month per 100 lines/circuits in service.

Exclusions

- Trouble tickets canceled at the CLEC request
- BellSouth trouble reports associated with internal or administrative service
- Customer Provided Equipment (CPE) troubles or CLEC Equipment Trouble

Business Rules

Customer Trouble Report Rate is computed by accumulating the number of maintenance initial and repeated trouble reports during the reporting period. The resulting number of trouble reports are divided by the total “number of service” lines, ports or combination that exist for the CLECs and BellSouth respectively at the end of the report month.

Calculation

Customer Trouble Report Rate = (a / b) X 100

- a = Count of Initial and Repeated Trouble Reports closed in the Current Period
- b = Number of Service Access Lines in service at End of the Report Period

Report Structure

- Dispatch/Non-Dispatch
- CLEC Specific
- CLEC Aggregate
- BellSouth Aggregate

Data Retained

Relating to CLEC Experience	Relating to BellSouth Performance
<ul style="list-style-type: none"> • Report Month • CLEC Company Name • Ticket Submission Date & Time (TICKET_ID) • Ticket Completion Date (CMPLTN_DT) • Service Type (CLASS_SVC_DESC) • Disposition and Cause (CAUSE_CD & CAUSE_DESC) • # Service Access Lines in Service at the end of period • Geographic Scope 	<ul style="list-style-type: none"> • Report Month • BellSouth Company Code • Ticket Submission Date & Time • Ticket Completion Date • Service Type • Disposition and Cause (Non-Design /Non-Special Only) • Trouble Code (Design and Trunking Services) • # Service Access Lines in Service at the end of period • Geographic Scope
<p>Note: Code in parentheses is the corresponding header found in the raw data file.</p>	

SQM Disaggregation - Analog/Benchmark

SQM Level of Disaggregation	SQM Analog/Benchmark
• Resale Residence	• Retail Residence
• Resale Business	• Retail Business
• Resale Design	• Retail Design
• Resale PBX	• Retail PBX
• Resale Centrex	• Retail Centrex
• Resale ISDN	• Retail ISDN
• LNP (Standalone) (Not Available in Maintenance)	• Not Applicable
• 2W Analog Loop Design	• Retail Residence & Business Dispatch
• 2W Analog Loop Non - Design	• Retail Residence & Business (POTS) (Exclusion of Switch-Based Feature Troubles)
• UNE Loop + Port Combinations	• Retail Residence & Business
• UNE Switch Ports	• Retail Residence & Business (POTS)
• UNE Combo Other	• Retail Residence, Business and Design Dispatch
• UNE xDSL (HDSL, ADSL and UCL)	• ADSL Provided to Retail
• UNE ISDN	• Retail ISDN – BRI
• UNE Line Sharing	• ADSL Provided to Retail
• UNE Other Design	• Retail Design
• UNE Other Non - Design	• Retail Residence & Business
• Local Interconnection Trunks	• Parity with Retail
• Local Transport (Unbundled Interoffice Transport)	• Retail DS1/DS3 Interoffice

SEEM Measure

SEEM Measure		
Yes	Tier I	X
	Tier II	X

SEEM Disaggregation - Analog/Benchmark

SEEM Disaggregation	SEEM Analog/Benchmark
• Resale POTS	• Retail Residence and Business (POTS)
• Resale Design	• Retail Design
• UNE Loop + Port Combinations	• Retail Residence and Business
• UNE Loops	• Retail Residence and Business Dispatch
• UNE xDSL	• ADSL Provided to Retail
• UNE Line Sharing	• ADSL Provided to Retail
• Local Interconnection Trunks	• Parity with Retail

M&R-3: Maintenance Average Duration

Definition

The Average duration of Customer Trouble Reports from the receipt of the Customer Trouble Report to the time the trouble report is cleared.

Exclusions

- Trouble tickets canceled at the CLEC request
- BellSouth trouble reports associated with internal or administrative service
- Customer Provided Equipment (CPE) troubles or CLEC Equipment Trouble

Business Rules

For Average Duration the clock starts on the date and time of the receipt of a correct repair request. The clock stops on the date and time the service is restored and the BellSouth or CLEC customer is notified (when the technician completes the trouble ticket on his/her CAT or work systems).

Calculation

Maintenance Duration = (a - b)

- a = Date and Time of Service Restoration
- b = Date and Time Trouble Ticket was Opened

Average Maintenance Duration = (c / d)

- c = Total of all maintenance durations in the reporting period
- d = Total Closed Troubles in the reporting period

Report Structure

- Dispatch/Non-Dispatch
- CLEC Specific
- CLEC Aggregate
- BellSouth Aggregate

Data Retained

Relating to CLEC Experience	Relating to BellSouth Performance
<ul style="list-style-type: none"> • Report Month • Total Tickets (LINE_NBR) • CLEC Company Name • Ticket Submission Date & Time (TICKET_ID) • Ticket Completion Date (CMPLTN_DT) • Service Type (CLASS_SVC_DESC) • Disposition and Cause (CAUSE_CD & CAUSE_DESC) • Geographic Scope <p>Note: Code in parentheses is the corresponding header found in the raw data file.</p>	<ul style="list-style-type: none"> • Report Month • Total Tickets • BellSouth Company Code • Ticket Submission Date • Ticket Submission Time • Ticket Completion Date • Ticket Completion Time • Total Duration Time • Service Type • Disposition and Cause (Non-Design /Non-Special Only) • Trouble Code (Design and Trunking Services) • Geographic Scope

SQM Disaggregation - Analog/Benchmark

SQM Level of Disaggregation	SQM Analog/Benchmark
• Resale Residence	• Retail Residence
• Resale Business	• Retail Business
• Resale Design	• Retail Design
• Resale PBX	• Retail PBX
• Resale Centrex	• Retail Centrex
• Resale ISDN	• Retail ISDN
• LNP (Standalone) (Not Available in Maintenance)	• Not Applicable
• 2W Analog Loop Design	• Retail Residence & Business Dispatch
• 2W Analog Loop Non - Design	• Retail Residence & Business (POTS) (Exclusion of Switch-Based Feature Troubles)
• UNE Loop + Port Combinations	• Retail Residence & Business
• UNE Switch Ports	• Retail Residence & Business (POTS)
• UNE Combo Other	• Retail Residence, Business and Design Dispatch
• UNE xDSL (HDSL, ADSL and UCL)	• ADSL Provided to Retail
• UNE ISDN	• Retail ISDN – BRI
• UNE Line Sharing	• ADSL Provided to Retail
• UNE Other Design	• Retail Design
• UNE Other Non - Design	• Retail Residence & Business
• Local Interconnection Trunks	• Parity with Retail
• Local Transport (Unbundled Interoffice Transport)	• Retail DS1/DS3 Interoffice

SEEM Measure

SEEM Measure		
Yes	Tier I	X
	Tier II	X

SEEM Disaggregation - Analog/Benchmark

SEEM Disaggregation	SEEM Analog/Benchmark
• Resale POTS	• Retail Residence and Business (POTS)
• Resale Design	• Retail Design
• UNE Loop + Port Combinations	• Retail Residence and Business
• UNE Loops	• Retail Residence and Business Dispatch
• UNE xDSL	• ADSL Provided to Retail
• UNE Line Sharing	• ADSL Provided to Retail
• Local Interconnection Trunks	• Parity with Retail

M&R-4: Percent Repeat Troubles within 30 Days

Definition

Closed trouble reports on the same line/circuit as a previous trouble report received within 30 calendar days as a percent of total troubles closed reported

Exclusions

- Trouble tickets canceled at the CLEC request
- BellSouth trouble reports associated with internal or administrative service
- Customer Provided Equipment (CPE) troubles or CLEC Equipment Trouble

Business Rules

Includes Customer trouble reports received within 30 days of an original Customer trouble report.

Calculation

Percent Repeat Troubles within 30 Days = (a / b) X 100

- a = Count of closed Customer Troubles where more than one trouble report was logged for the same service line within a continuous 30 days
- b = Total Trouble Reports Closed in Reporting Period

Report Structure

- Dispatch/Non-Dispatch
- CLEC Specific
- CLEC Aggregate
- BellSouth Aggregate

Data Retained

Relating to CLEC Experience	Relating to BellSouth Performance
<ul style="list-style-type: none"> • Report Month • Total Tickets (LINE_NBR) • CLEC Company Name • Ticket Submission Date & Time (TICKET_ID) • Ticket Completion Date (CMPLTN_DT) • Total and Percent Repeat Trouble Reports within 30 Days (TOT_REPEAT) • Service Type • Disposition and Cause (CAUSE_CD & CAUSE_DESC) • Geographic Scope <p>Note: Code in parentheses is the corresponding header found in the raw data file.</p>	<ul style="list-style-type: none"> • Report Month • Total Tickets • BellSouth Company Code • Ticket Submission Date • Ticket Submission Time • Ticket Completion Date • Ticket Completion Time • Total and Percent Repeat Trouble Reports within 30 Days • Service Type • Disposition and Cause (Non-Design /Non-Special Only) • Trouble Code (Design and Trunking Services) • Geographic Scope

SQM Disaggregation - Analog/Benchmark

SQM Level of Disaggregation	SQM Analog/Benchmark
• Resale Residence	• Retail Residence
• Resale Business	• Retail Business
• Resale Design	• Retail Design
• Resale PBX	• Retail PBX
• Resale Centrex	• Retail Centrex
• Resale ISDN	• Retail ISDN
• LNP (Standalone) (Not Available in Maintenance)	• Not Applicable
• 2W Analog Loop Design	• Retail Residence & Business Dispatch
• 2W Analog Loop Non - Design	• Retail Residence & Business (POTS) (Exclusion of Switch-Based Feature Troubles)
• UNE Loop + Port Combinations	• Retail Residence & Business
• UNE Switch Ports	• Retail Residence and Business (POTS)
• UNE Combo Other	• Retail Residence, Business & Design Dispatch
• UNE xDSL (HDSL, ADSL and UCL)	• ADSL Provided to Retail
• UNE ISDN	• Retail ISDN – BRI
• UNE Line Sharing	• ADSL Provided to Retail
• UNE Other Design	• Retail Design
• UNE Other Non - Design	• Retail Residence & Business
• Local Interconnection Trunks	• Parity with Retail
• Local Transport (Unbundled Interoffice Transport)	• Retail DS1/DS3 Interoffice

SEEM Measure

SEEM Measure		
Yes	Tier I	X
	Tier II	X

SEEM Disaggregation - Analog/Benchmark

SEEM Disaggregation	SEEM Analog/Benchmark
• Resale POTS	• Retail Residence and Business (POTS)
• Resale Design	• Retail Design
• UNE Loop + Port Combinations	• Retail Residence and Business
• UNE Loops	• Retail Residence and Business Dispatch
• UNE xDSL	• ADSL Provided to Retail
• UNE Line Sharing	• ADSL Provided to Retail
• Local Interconnection Trunks	• Parity with Retail

M&R-5: Out of Service (OOS) > 24 Hours

Definition

For Out of Service Troubles (no dial tone, cannot be called or cannot call out) the percentage of Total OOS Troubles cleared in excess of 24 hours. (All design services are considered to be out of service).

Exclusions

- Trouble Reports canceled at the CLEC request
- BellSouth Trouble Reports associated with administrative service
- Customer Provided Equipment (CPE) Troubles or CLEC Equipment Troubles

Business Rules

Customer Trouble reports that are out of service and cleared in excess of 24 hours. The clock begins when the trouble report is created in LMOS/WFA and the trouble is counted if the elapsed time exceeds 24 hours.

Calculation

Out of Service (OOS) > 24 hours = (a / b) X 100

- a = Total Cleared Troubles OOS > 24 Hours
- b = Total OOS Troubles in Reporting Period

Report Structure

- Dispatch/Non - Dispatch
- CLEC Specific
- BellSouth Aggregate
- CLEC Aggregate

Data Retained

Relating to CLEC Experience	Relating to BellSouth Performance
<ul style="list-style-type: none"> • Report Month • Total Tickets • CLEC Company Name • Ticket Submission Date & Time (TICKET_ID) • Ticket Completion Date (CMPLTN_DT) • Percentage of Customer Troubles out of • Service > 24 Hours (OOS>24_FLAG) • Service type (CLASS_SVC_DESC) • Disposition and Cause (CAUSE_CD & CAUSE-DESC) • Geographic Scope 	<ul style="list-style-type: none"> • Report Month • Total Tickets • BellSouth Company Code • Ticket Submission Date • Ticket Submission time • Ticket Completion Date • Ticket Completion Time • Percent of Customer Troubles out of Service > 24 Hours • Service type • Disposition and Cause (Non-Design/Non-Special only) • Trouble Code (Design and Trunking Services) • Geographic Scope
<p>Note: Code in parentheses is the corresponding header found in the raw data file.</p>	

SQM Disaggregation - Analog/Benchmark

SQM Level of Disaggregation	SQM Analog/Benchmark
• Resale Residence	• Retail Residence
• Resale Business	• Retail Business
• Resale Design	• Retail Design
• Resale PBX	• Retail PBX
• Resale Centrex	• Retail Centrex
• Resale ISDN	• Retail ISDN
• LNP (Standalone) (Not Available in Maintenance)	• Not Applicable
• 2W Analog Loop Design	• Retail Residence & Business Dispatch
• 2W Analog Loop Non - Design	• Retail Residence & Business (POTS) (Exclusion of Switch-Based Feature Troubles)
• UNE Loop + Port Combinations	• Retail Residence & Business
• UNE Switch Ports	• Retail Residence & Business (POTS)
• UNE Combo Other	• Retail Residence, Business and Design Dispatch
• UNE xDSL (HDSL, ADSL and UCL)	• ADSL Provided to Retail
• UNE ISDN	• Retail ISDN – BRI
• UNE Line Sharing	• ADSL Provided to Retail
• UNE Other Design	• Retail Design
• UNE Other Non - Design	• Retail Residence & Business
• Local Interconnection Trunks	• Parity with Retail
• Local Transport (Unbundled Interoffice Transport)	• Retail DS1/DS3 Interoffice

SEEM Measure

SEEM Measure		
No	Tier I	
	Tier II	

SEEM Disaggregation - Analog/Benchmark

SEEM Disaggregation	SEEM Analog/Benchmark
• Not Applicable	• Not Applicable

M&R-6: Average Answer Time – Repair Centers

Definition

This measures the average time a customer is in queue when calling a BellSouth Repair Center.

Exclusions

None

Business Rules

The clock starts when a CLEC Representative or BellSouth customer makes a choice on the Repair Center's menu and is put in queue for the next repair attendant. The clock stops when the repair attendant answers the call (abandoned calls are not included).

Note: The Total Column is a combined BellSouth Residence and Business number.

Calculation

Answer Time for BellSouth Repair Centers = (a - b)

- a = Time BellSouth Repair Attendant Answers Call
- b = Time of entry into queue after ACD Selection

Average Answer Time for BellSouth Repair Centers = (c / d)

- c = Sum of all Answer Times
- d = Total number of calls by reporting period

Report Structure

- CLEC Aggregate
- BellSouth Aggregate

Data Retained

Relating to CLEC Experience	Relating to BellSouth Performance
• CLEC Average Answer Time	• BellSouth Average Answer Time

SQM Disaggregation - Analog/Benchmark

SQM Level of Disaggregation	SQM Analog/Benchmark
• Region. CLEC/BellSouth Service Centers and BellSouth Repair Centers are regional.	• For CLEC, Average Answer Times in UNE Center and BRMC are comparable to the Average Answer Times in the BellSouth Repair Centers.

SEEM Measure

SEEM Measure		
No	Tier I	
	Tier II	

SEEM Disaggregation - Analog/Benchmark

SEEM Disaggregation	SEEM Analog/Benchmark
• Not Applicable	• Not Applicable

M&R-7: Mean Time To Notify CLEC of Network Outages

Definition

This report measures the time it takes for the BellSouth Network Management Center (NMC) to notify the CLEC of major network outages.

Exclusions

None

Business Rules

BellSouth will inform the CLEC of any major network outages (key customer accounts) via a page or email. When the BellSouth NMC becomes aware of a network incident, the CLEC and BellSouth will be notified electronically. The notification time for each outage will be measured in minutes and divided by the number of outages for the reporting period. These are broadcast messages. It is up to those receiving the message to determine if they have customers affected by the incident.

The CLECs will be notified in accordance with the rules outlined in Appendix D of the CLEC "Customer Guide" which is published on the internet at: www.interconnection.bellsouth.com/guides/other_guides/html/gopue/indexf.htm.

Calculation

Time to Notify CLEC = (a - b)

- a = Date and Time BellSouth Notified CLEC
- b = Date and Time BellSouth Detected Network Incident

Mean Time to Notify CLEC = (c / d)

- c = Sum of all Times to Notify CLEC
- d = Count of Network Incidents

Report Structure

- BellSouth Aggregate
- CLEC Aggregate
- CLEC Specific

Data Retained

Relating to CLEC Experience	Relating to BellSouth Performance
<ul style="list-style-type: none"> • Report Month • Major Network Events • Date/Time of Incident • Date/Time of Notification 	<ul style="list-style-type: none"> • Report Month • Major Network Events • Date/Time of Incident • Date/Time of Notification

SQM Disaggregation - Analog/Benchmark

SQM Level of Disaggregation	SQM Analog/Benchmark
<ul style="list-style-type: none"> • BellSouth Aggregate • CLEC Aggregate • CLEC Specific 	<ul style="list-style-type: none"> • Parity by Design

SEEM Measure

SEEM Measure		
No	Tier I	
	Tier II	

SEEM Disaggregation - Analog/Benchmark

SEEM Disaggregation	SEEM Analog/Benchmark
<ul style="list-style-type: none"> • Not Applicable 	<ul style="list-style-type: none"> • Not Applicable

Section 5: Billing

B-1: Invoice Accuracy

Definition

This measure provides the percentage of accuracy of the billing invoices rendered to CLECs during the current month.

Exclusions

- Adjustments not related to billing errors (e.g., credits for service outage, special promotion credits, adjustments to satisfy the customer)
- Test Accounts

Business Rules

The accuracy of billing invoices delivered by BellSouth to the CLEC must enable them to provide a degree of billing accuracy comparative to BellSouth bills rendered to retail customers of BellSouth. CLECs request adjustments on bills determined to be incorrect. The BellSouth Billing verification process includes manually analyzing a sample of local bills from each bill period. The bill verification process draws from a mix of different customer billing options and types of service. An end-to-end auditing process is performed for new products and services. Internal measurements and controls are maintained on all billing processes.

Calculation

$$\text{Invoice Accuracy} = [(a - b) / a] \times 100$$

- a = Absolute Value of Total Billed Revenues during current month
- b = Absolute Value of Billing Related Adjustments during current month

Report Structure

- CLEC Specific
- CLEC Aggregate
- BellSouth Aggregate
- Geographic Scope
 - Region
 - State

Data Retained

Relating to CLEC Experience	Relating to BellSouth Performance
<ul style="list-style-type: none"> • Report Month • Invoice Type <ul style="list-style-type: none"> - UNE - Resale - Interconnection • Total Billed Revenue • Billing Related Adjustments 	<ul style="list-style-type: none"> • Report Month • Retail Type <ul style="list-style-type: none"> - CRIS - CABS • Total Billed Revenue • Billing Related Adjustments

SQM Disaggregation - Analog/Benchmark

SQM Level of Disaggregation	SQM Analog/Benchmark
<ul style="list-style-type: none"> • Product/Invoice Type <ul style="list-style-type: none"> - Resale - UNE - Interconnection 	<ul style="list-style-type: none"> • CLEC Invoice Accuracy is comparable to BellSouth Invoice Accuracy

SEEM Measure

SEEM Measure		
Yes	Tier I	X
	Tier II	X

SEEM Disaggregation - Analog/Benchmark

SEEM Disaggregation	SEEM Analog/Benchmark
<ul style="list-style-type: none">• CLEC State• BellSouth State	<ul style="list-style-type: none">• Parity With Retail

B2: Mean Time to Deliver Invoices

Definition

Bill Distribution is calculated as follows: CRIS BILLS-The number of workdays is reported for CRIS bills. This is calculated by counting the Bill Period date as the first work day. Weekends and holidays are excluded when counting workdays. J/N Bills are counted in the CRIS work day category for the purposes of the measurement since their billing account number (Q account) is provided from the CRIS system.

CABS BILLS-The number of calendar days is reported for CABS bills. This is calculated by counting the day following the Bill Period date as the first calendar day. Weekends and holidays are included when counting the calendar days.

Exclusions

Any invoices rejected due to formatting or content errors.

Business Rules

This report measures the mean interval for timeliness of billing records delivered to CLECs in an agreed upon format. CRIS-based invoices are measured in business days, and CABS-based invoices in calendar days.

Calculation

Invoice Timeliness = (a - b)

- a = Invoice Transmission Date
- b = Close Date of Scheduled Bill Cycle

Mean Time To Deliver Invoices = (c / d)

- c = Sum of all Invoice Timeliness intervals
- d = Count of Invoices Transmitted in Reporting Period

Report Structure

- CLEC Specific
- CLEC Aggregate
- BellSouth Aggregate
- Geographic Scope
 - Region
 - State

Data Retained

Relating to CLEC Experience	Relating to BellSouth Performance
<ul style="list-style-type: none"> • Report Month • Invoice Type <ul style="list-style-type: none"> - UNE - Resale - Interconnection • Invoice Transmission Count • Date of Scheduled Bill Close 	<ul style="list-style-type: none"> • Report Month • Invoice Type <ul style="list-style-type: none"> - CRIS - CABS • Invoice Transmission Count • Date of Scheduled Bill Close

SQM Disaggregation - Analog/Benchmark

SQM Level of Disaggregation	SQM Analog/Benchmark
Product/Invoice Type <ul style="list-style-type: none"> • Resale • UNE • Interconnection 	<ul style="list-style-type: none"> • CRIS-based invoices will be released for delivery within six (6) business days. • CABS-based invoices will be released for delivery within eight (8) calendar days. • CLEC Average Delivery Intervals for both CRIS and CABS Invoices are comparable to BellSouth Average delivery for both systems.

SEEM Measure

SEEM Measure		
Yes	Tier I	X
	Tier II	X

SEEM Disaggregation - Analog/Benchmark

SEEM Disaggregation	SEEM Analog/Benchmark
<ul style="list-style-type: none">• CLEC State<ul style="list-style-type: none">- CRIS- CABS• BellSouth Region	<ul style="list-style-type: none">• Parity with Retail

B3: Usage Data Delivery Accuracy

Definition

This measurement captures the percentage of recorded usage that is delivered error free and in an acceptable format to the appropriate Competitive Local Exchange Carrier (CLEC). These percentages will provide the necessary data for use as a comparative measurement for BellSouth performance. This measurement captures Data Delivery Accuracy rather than the accuracy of the individual usage recording.

Exclusions

None

Business Rules

The accuracy of the data delivery of usage records delivered by BellSouth to the CLEC must enable them to provide a degree of accuracy comparative to BellSouth bills rendered to their retail customers. If errors are detected in the delivery process, they are investigated, evaluated and documented. Errors are corrected and the data retransmitted to the CLEC.

Calculation

Usage Data Delivery Accuracy = $(a - b) / a \times 100$

- a = Total number of usage data packs sent during current month
- b = Total number of usage data packs requiring retransmission during current month

Report Structure

- CLEC Specific
- CLEC Aggregate
- BellSouth Aggregate
- Geographic Scope
 - Region

Data Retained

Relating to CLEC Experience	Relating to BellSouth Performance
<ul style="list-style-type: none"> • Report Month • Record Type <ul style="list-style-type: none"> - BellSouth Recorded - Non-BellSouth Recorded 	<ul style="list-style-type: none"> • Report Month • Record Type

SQM Disaggregation - Analog/Benchmark

SQM Level of Disaggregation	SQM Analog/Benchmark
<ul style="list-style-type: none"> • Region 	<ul style="list-style-type: none"> • CLEC Usage Data Delivery Accuracy is comparable to BellSouth Usage Data Delivery Accuracy

SEEM Measure

SEEM Measure		
Yes	Tier I	X
	Tier II	X

SEEM Disaggregation - Analog/Benchmark

SEEM Disaggregation	SEEM Analog/Benchmark
<ul style="list-style-type: none"> • CLEC State • BellSouth Region 	<ul style="list-style-type: none"> • Parity With Retail

B4: Usage Data Delivery Completeness

Definition

This measurement provides percentage of complete and accurately recorded usage data (usage recorded by BellSouth and usage recorded by other companies and sent to BellSouth for billing) that is processed and transmitted to the CLEC within thirty (30) days of the message recording date. A parity measure is also provided showing completeness of BellSouth messages processed and transmitted via CMDS. BellSouth delivers its own retail usage from recording location to billing location via CMDS as well as delivering billing data to other companies. Timeliness, Completeness and Mean Time to Deliver Usage measures are reported on the same report.

Exclusions

None

Business Rules

The purpose of these measurements is to demonstrate the level of quality of usage data delivered to the appropriate CLEC. Method of delivery is at the option of the CLEC.

Calculation

Usage Data Delivery Completeness = (a / b) X 100

- a = Total number of Recorded usage records delivered during current month that are within thirty (30) days of the message recording date
- b = Total number of Recorded usage records delivered during the current month

Report Structure

- CLEC Specific
- CLEC Aggregate
- BellSouth Aggregate
- Region

Data Retained

Relating to CLEC Experience	Relating to BellSouth Performance
<ul style="list-style-type: none"> • Report Month • Record Type <ul style="list-style-type: none"> - BellSouth Recorded - Non-BellSouth Recorded 	<ul style="list-style-type: none"> • Report Month • Record Type

SQM Disaggregation - Analog/Benchmark

SQM Level of Disaggregation	SQM Analog/Benchmark
<ul style="list-style-type: none"> • Region 	<ul style="list-style-type: none"> • CLEC Usage Data Delivery Completeness is comparable to BellSouth Usage Data Delivery Completeness

SEEM Measure

SEEM Measure		
No	Tier I	
	Tier II	

SEEM Disaggregation - Analog/Benchmark

SEEM Disaggregation	SEEM Analog/Benchmark
<ul style="list-style-type: none"> • Not Applicable 	<ul style="list-style-type: none"> • Not Applicable

B5: Usage Data Delivery Timeliness

Definition

This measurement provides a percentage of recorded usage data (usage recorded by BellSouth and usage recorded by other companies and sent to BellSouth for billing) that is delivered to the appropriate CLEC within six (6) calendar days from the receipt of the initial recording. A parity measure is also provided showing timeliness of BellSouth messages processed and transmitted via CMDS. Timeliness, Completeness and Mean Time to Deliver Usage measures are reported on the same report.

Exclusions

None

Business Rules

The purpose of this measurement is to demonstrate the level of timeliness for processing and transmission of usage data delivered to the appropriate CLEC. The usage data will be mechanically transmitted or mailed to the CLEC data processing center once daily. The Timeliness interval of usage recorded by other companies is measured from the date BellSouth receives the records to the date BellSouth distributes to the CLEC. Method of delivery is at the option of the CLEC.

Calculation

Usage Data Delivery Timeliness Current month = (a / b) X 100

- a = Total number of usage records sent within six (6) calendar days from initial recording/receipt
- b = Total number of usage records sent

Report Structure

- CLEC Aggregate
- CLEC Specific
- BellSouth Aggregate
- Region

Data Retained

Relating to CLEC Experience	Relating to BellSouth Performance
<ul style="list-style-type: none"> • Report Month • Record Type <ul style="list-style-type: none"> - BellSouth Recorded - Non-BellSouth Recorded 	<ul style="list-style-type: none"> • Report Month • Record Type

SQM Disaggregation - Analog/Benchmark

SQM Level of Disaggregation	SQM Analog/Benchmark
<ul style="list-style-type: none"> • Region 	<ul style="list-style-type: none"> • CLEC Usage Data Delivery Timeliness is comparable to BellSouth Usage Data Delivery Timeliness

SEEM Measure

SEEM Measure		
No	Tier I	
	Tier II	

SEEM Disaggregation - Analog/Benchmark

SEEM Disaggregation	SEEM Analog/Benchmark
<ul style="list-style-type: none"> • Not Applicable 	<ul style="list-style-type: none"> • Not Applicable

B6: Mean Time to Deliver Usage

Definition

This measurement provides the average time it takes to deliver Usage Records to a CLEC. A parity measure is also provided showing timeliness of BellSouth messages processed and transmitted via CMDS. Timeliness, Completeness and Mean Time to Deliver Usage measures are reported on the same report.

Exclusions

None

Business Rules

The purpose of this measurement is to demonstrate the average number of days it takes BellSouth to deliver Usage data to the appropriate CLEC. Usage data is mechanically transmitted or mailed to the CLEC data processing center once daily. Method of delivery is at the option of the CLEC.

Calculation

Mean Time to Deliver Usage = $(a \times b) / c$

- a = Volume of Records Delivered
- b = Estimated number of days to deliver
- c = Total Record Volume Delivered

Note: Any usage record falling in the 30+ day interval will be added using an average figure of 31.5 days.

Report Structure

- CLEC Aggregate
- CLEC Specific
- BellSouth Aggregate
- Region

Data Retained

Relating to CLEC Experience	Relating to BellSouth Performance
<ul style="list-style-type: none"> • Report Month • Record Type <ul style="list-style-type: none"> - BellSouth Recorded - Non-BellSouth Recorded 	<ul style="list-style-type: none"> • Report Month • Record Type

SQM Disaggregation - Analog/Benchmark

SQM Level of Disaggregation	SQM Analog/Benchmark
<ul style="list-style-type: none"> • Region 	<ul style="list-style-type: none"> • Mean Time to Deliver Usage to CLEC is comparable to Mean Time to Deliver Usage to BellSouth.

SEEM Measure

SEEM Measure		
No	Tier I	
	Tier II	

SEEM Disaggregation - Analog/Benchmark

SEEM Disaggregation	SEEM Analog/Benchmark
<ul style="list-style-type: none"> • Not Applicable 	<ul style="list-style-type: none"> • Not Applicable

B7: Recurring Charge Completeness

Definition

This measure captures percentage of fractional recurring charges appearing on the correct bill.

Exclusions

None

Business Rules

The effective date of the recurring charge must be within 30 days of the bill date for the charge to appear on the correct bill.

Calculation

Recurring Charge Completeness = (a / b) X 100

- a = Count of fractional recurring charges that are on the correct bill¹
- b = Total count of fractional recurring charges that are on the correct bill

¹Correct bill = next available bill

Report Structure

- CLEC Specific
- CLEC Aggregate
- BellSouth Aggregate

Data Retained

Relating to CLEC Experience	Relating to BellSouth Performance
<ul style="list-style-type: none"> • Report Month • Invoice Type • Total Recurring Charges Billed • Total Billed on Time 	<ul style="list-style-type: none"> • Report Month • Retail Analog • Total Recurring Charges Billed • Total Billed on Time

SQM Disaggregation - Analog/Benchmark

SQM Level of Disaggregation	SQM Analog/Benchmark
Product/Invoice Type	
• Resale	• Parity
• UNE	• Benchmark 90%
• Interconnection	• Benchmark 90%

SEEM Measure

SEEM Measure		
No	Tier I	
	Tier II	

SEEM Disaggregation - Analog/Benchmark

SEEM Disaggregation	SEEM Analog/Benchmark
• Not Applicable	• Not Applicable

B8: Non-Recurring Charge Completeness

Definition

This measure captures percentage of non-recurring charges appearing on the correct bill.

Exclusions

None

Business Rules

The effective date of the non-recurring charge must be within 30 days of the bill date for the charge to appear on the correct bill.

Calculation

Non-Recurring Charge Completeness = (a / b) X 100

- a = Count of non-recurring charges that are on the correct bill¹
- b = Total count of non-recurring charges that are on the correct bill

¹Correct bill = next available bill

Report Structure

- CLEC Specific
- CLEC Aggregate
- BellSouth Aggregate

Data Retained

Relating to CLEC Experience	Relating to BellSouth Performance
<ul style="list-style-type: none"> • Report Month • Invoice Type • Total Non-recurring Charges Billed • Total Billed on Time 	<ul style="list-style-type: none"> • Report Month • Retail Analog • Total Non-recurring Charges Billed • Total Billed on Time

SQM Disaggregation - Analog/Benchmark

SQM Level of Disaggregation	SQM Analog/Benchmark
Product/Invoice Type	
• Resale	• Parity
• UNE	• Benchmark 90%
• Interconnection	• Benchmark 90%

SEEM Measure

SEEM Measure		
No	Tier I	
	Tier II	

SEEM Disaggregation - Analog/Benchmark

SEEM Disaggregation	SEEM Analog/Benchmark
• Not Applicable	• Not Applicable

Section 6: Operator Services And Directory Assistance

OS-1: Speed to Answer Performance/Average Speed to Answer - Toll

Definition

Measurement of the average time in seconds calls wait before answered by a toll operator.

Exclusions

None

Business Rules

The clock starts when the customer enters the queue and the clock stops when a BellSouth representative answers the call or the customer abandons the call. The length of each call is determined by measuring, using a scanning technique, and accumulating the elapsed time from the entry of a customer call into the BellSouth call management system queue until the customer call is abandoned or transferred to BellSouth personnel assigned to handle calls for assistance. The system makes no distinction between CLEC customers and BellSouth customers.

Calculation

Speed to Answer Performance/Average Speed to Answer - Toll = a / b

- a = Total queue time
- b = Total calls answered

Note: Total queue time includes time that answered calls wait in queue as well as time abandoned calls wait in queue prior to abandonment.

Report Structure

- Reported for the aggregate of BellSouth and CLECs
- State

Data Retained (on Aggregate Basis)

- For the items below, BellSouth's Performance Measurement Analysis Platform (PMAP) receives a final computation; therefore, no raw data file is available in PMAP
- Month
- Call Type (Toll)
- Average Speed of Answer

SQM Disaggregation - Analog/Benchmark

SQM Level of Disaggregation	SQM Analog/Benchmark
• None	• Parity by Design

SEEM Measure

SEEM Measure		
No	Tier I	
	Tier II	

SEEM Disaggregation - Analog/Benchmark

SEEM Disaggregation	SEEM Analog/Benchmark
• Not Applicable	• Not Applicable

OS-2: Speed to Answer Performance/Percent Answered with “X” Seconds - Toll

Definition

Measurement of the percent of toll calls that are answered in less than ten seconds.

Exclusions

None

Business Rules

The clock starts when the customer enters the queue and the clock stops when a BellSouth representative answers the call or the customer abandons the call. The length of each call is determined by measuring, using a scanning technique, and accumulating the elapsed time from the entry of a customer call into the BellSouth call management system queue until the customer call is abandoned or transferred to BellSouth personnel assigned to handle calls for assistance. The system makes no distinction between CLEC customers and BellSouth customers.

Calculation

The Percent Answered within “X” Seconds measurement for toll is derived by using the BellCore Statistical Answer Conversion Tables, to convert the Average Speed to Answer measure into a percent of calls answered within “X” seconds. The BellCore Conversion Tables are specific to the defined parameters of work time, number of operators, max queue size and call abandonment rates.

Report Structure

- Reported for the aggregate of BellSouth and CLECs
 - State

Data Retained (on Aggregate Basis)

- For the items below, BellSouth’s Performance Measurement Analysis Platform (PMAP) receives a final computation; therefore, no raw data file is available in PMAP
- Month
- Call Type (Toll)
- Average Speed of Answer

SQM Disaggregation - Analog/Benchmark

SQM Level of Disaggregation	SQM Analog/Benchmark
• None	• Parity by Design

SEEM Measure

SEEM Measure		
No	Tier I	
	Tier II	

SEEM Disaggregation - Analog/Benchmark

SEEM Disaggregation	SEEM Analog/Benchmark
• Not Applicable	• Not Applicable

DA-1: Speed to Answer Performance/Average Speed to Answer - Directory Assistance (DA)

Definition

Measurement of the average time in seconds calls wait before answered by a DA operator.

Exclusions

None

Business Rules

The clock starts when the customer enters the queue and the clock stops when a BellSouth representative answers the call or the customer abandons the call. The length of each call is determined by measuring, using a scanning technique, and accumulating the elapsed time from the entry of a customer call into the BellSouth call management system queue until the customer call is abandoned or transferred to BellSouth personnel assigned to handle calls for assistance. The system makes no distinction between CLEC customers and BellSouth customers.

Calculation

Speed to Answer Performance/Average Speed to Answer – Directory Assistance (DA) = a / b

- a = Total queue time
- b = Total calls answered

Note: Total queue time includes time that answered calls wait in queue as well as time abandoned calls wait in queue prior to abandonment.

Report Structure

- Reported for the aggregate of BellSouth and CLECs
 - State

Data Retained (on Aggregate Basis)

- For the items below, BellSouth's Performance Measurement Analysis Platform (PMAP) receives a final computation; therefore, no raw data file is available in PMAP
- Month
- Call Type (DA)
- Average Speed of Answer

SQM Disaggregation - Analog/Benchmark

SQM Level of Disaggregation	SQM Analog/Benchmark
• None	• Parity by Design

SEEM Measure

SEEM Measure		
No	Tier I	
	Tier II	

SEEM Disaggregation - Analog/Benchmark

SEEM Disaggregation	SEEM Analog/Benchmark
• Not Applicable	• Not Applicable

DA-2: Speed to Answer Performance/Percent Answered within “X” Seconds - Directory Assistance (DA)

Definition

Measurement of the percent of DA calls that are answered in less than twelve seconds.

Exclusions

None

Business Rules

The clock starts when the customer enters the queue and the clock stops when a BellSouth representative answers the call or the customer abandons the call. The length of each call is determined by measuring, using a scanning technique, and accumulating the elapsed time from the entry of a customer call into the BellSouth call management system queue until the customer call is abandoned or transferred to BellSouth personnel assigned to handle calls for assistance. The system makes no distinction between CLEC customers and BellSouth customers.

Calculation

The Percent Answered within “X” Seconds measurement for DA is derived by using the BellCore Statistical Answer Conversion Tables, to convert the Average Speed to Answer measure into a percent of calls answered within “X” seconds. The BellCore Conversion Tables are specific to the defined parameters of work time, number of operators, max queue size and call abandonment rates.

Report Structure

- Reported for the aggregate of BellSouth and CLECs
 - State

Data Retained (on Aggregate Basis)

- For the items below, BellSouth’s Performance Measurement Analysis Platform (PMAP) receives a final computation; therefore, no raw data file is available in PMAP.
- Month
- Call Type (DA)
- Average Speed of Answer

SQM Disaggregation - Analog/Benchmark

SQM Level of Disaggregation	SQM Analog/Benchmark
• None	• Parity by Design

SEEM Measure

SEEM Measure		
No	Tier I	
	Tier II	

SEEM Disaggregation - Analog/Benchmark

SEEM Disaggregation	SEEM Analog/Benchmark
• Not Applicable	• Not Applicable

Section 7: Database Update Information

D-1: Average Database Update Interval

Definition

This report measures the interval from receipt of the database change request to the completion of the update to the database for Line Information Database (LIDB), Directory Assistance and Directory Listings. For E-911, see Section 8.

Exclusions

- Updates Canceled by the CLEC
- Initial update when supplemented by CLEC
- BellSouth updates associated with internal or administrative use of local services

Business Rules

The interval for this measure begins with the date and time stamp when a service order is completed and the completion notice is released to all systems to be updated with the order information including Directory Assistance, Directory Listings, and Line Information Database (LIDB). The end time stamp is the date and time of completion of updates to the system.

For BellSouth Results:

The BellSouth computation is identical to that for the CLEC with the clarifications noted below.

Other Clarifications and Qualification:

- For LIDB, the elapsed time for a BellSouth update is measured from the point in time when the BellSouth file maintenance process makes the LIDB update information available until the date and time reported by BellSouth that database updates are completed.
- Results for the CLECs are captured and reported at the update level by Reporting Dimension (see below).
- The Completion Date is the date upon which BellSouth issues the Update Completion Notice to the CLEC.
- If the CLEC initiates a supplement to the originally submitted update and the supplement reflects changes in customer requirements (rather than responding to BellSouth initiated changes), then the update submission date and time will be the date and time of BellSouth receipt of a syntactically correct update supplement. Update activities responding to BellSouth initiated changes will not result in changes to the update submission date and time used for the purposes of computing the update completion interval.
- Elapsed time is measured in hours and hundredths of hours rounded to the nearest tenth of an hour.
- Because this should be a highly automated process, the accumulation of elapsed time continues through off-schedule, weekends and holidays; however, scheduled maintenance windows are excluded.

Calculation

Update Interval = (a - b)

- a = Completion Date & Time of Database Update
- b = Submission Date and Time of Database Change

Average Update Interval = (c / d)

- c = Sum of all Update Intervals
- d = Total Number of Updates Completed During Reporting Period

Report Structure

- CLEC Specific (Under development)
- CLEC Aggregate
- BellSouth Aggregate

Data Retained

Relating to CLEC Experience	Relating to BellSouth Performance
<ul style="list-style-type: none"> • Database File Submission Time • Database File Update Completion Time • CLEC Number of Submissions • Total Number of Updates 	<ul style="list-style-type: none"> • Database File Submission Time • Database File Update Completion Time • BellSouth Number of Submissions • Total Number of Updates

SQM Disaggregation - Analog/Benchmark

SQM Level of Disaggregation:	SQM Analog/Benchmark:
Database Type <ul style="list-style-type: none"> • LIDB • Directory Listings • Directory Assistance 	<ul style="list-style-type: none"> • Parity by Design

SEEM Measure

SEEM Measure		
No	Tier I	
	Tier II	

SEEM Disaggregation - Analog/Benchmark

SEEM Disaggregation	SEEM Analog/Benchmark
<ul style="list-style-type: none"> • Not Applicable 	<ul style="list-style-type: none"> • Not Applicable

D-2: Percent Database Update Accuracy

Definition

This report measures the accuracy of database updates by BellSouth for Line Information Database (LIDB), Directory Assistance, and Directory Listings using a statistically valid sample of LSRs/Orders in a manual review. This manual review is not conducted on BellSouth Retail Orders.

Exclusions

- Updates canceled by the CLEC
- Initial update when supplemented by CLEC
- CLEC orders that had CLEC errors
- BellSouth updates associated with internal or administrative use of local services

Business Rules

For each update completed during the reporting period, the original update that the CLEC sent to BellSouth is compared to the database following completion of the update by BellSouth. An update is "completed without error" if the database completely and accurately reflects the activity specified on the original and supplemental update (order) submitted by the CLEC. Each database (LIDB, Directory Assistance, and Directory Listings) should be separately tracked and reported.

A statistically valid sample of CLEC Orders are pulled each month. That sample will be used to test the accuracy of the database update process. This is a manual process.

Calculation

Percent Update Accuracy = (a / b) X 100

- a = Number of Updates Completed Without Error
- b = Number Updates Completed

Report Structure

- CLEC Aggregate
- CLEC Specific (not available in this report)
- BellSouth Aggregate (not available in this report)

Data Retained

Relating to CLEC Experience	Relating to BellSouth Performance
<ul style="list-style-type: none"> • Report Month • CLEC Order Number (so_nbr) and PON (PON) • Local Service Request (LSR) • Order Submission Date • Number of Orders Reviewed <p>Note: Code in parentheses is the corresponding header found in the raw data file.</p>	<ul style="list-style-type: none"> • Not Applicable

SQM Disaggregation - Analog/Benchmark

SQM Level of Disaggregation	SQM Analog/Benchmark
Database Type <ul style="list-style-type: none"> • LIDB • Directory Assistance • Directory Listings 	<ul style="list-style-type: none"> • 95% Accurate

SEEM Measure

SEEM Measure		
No	Tier I	
	Tier II	

SEEM Disaggregation - Analog/Benchmark

SEEM Disaggregation	SEEM Analog/Benchmark
• Not Applicable	• Not Applicable

D-3: Percent NXXs and LRNs Loaded by the LERG Effective Date

Definition

Measurement of the percent of NXX(s) and Location Routing Numbers LRN(s) loaded in end office and/or tandem switches by the Local Exchange Routing Guide (LERG) effective date when facilities are in place. BellSouth has a single provisioning process for both NXX(s) and LRN(s). In this measure, BellSouth will identify whether or not a particular NXX has been flagged as LNP capable (set triggers for dips) by the LERG effective date.

An LRN is assigned by the owner of the switch and is placed into the software translations for every switch to be used as an administrative pointer to route NXX(s) in LNP capable switches. The LRN is a result of Local Number Porting and is housed in a national database provided by the Number Portability Administration Center (NPAC). The switch owner is responsible for notifying NPAC and requesting the effective date that will be reflected in the LERG. The national database downloads routing tables into BellSouth Service Control Point (SCP) regional databases, which are queried by switches when routing ported numbers.

The basic NXX routing process includes the addition of all NXX(s) in the response translations. This addition to response translations is what supports LRN routing. Routing instructions for all NXX(s), including LRN(s), are received from the Advance Routing & Trunking System (ARTS) and all routing, including response, is established based on the information contained in the Translation Work Instructions (TWINs) document.

Exclusions

- Activation requests where the CLEC's interconnection arrangements and facilities are not in place by the LERG effective date
- Expedite requests

Business Rules

Data for the initial NXX(s) and LRN(s) in a local calling area will be based on the LERG effective date or completion of the initial interconnection trunk group(s), whichever is longer. Data for additional NXX(s) in the local calling area will be based on the LERG effective date. The LERG effective date is loaded into the system at the request of the CLEC. It is contingent upon the CLEC to engineer, order, and install interconnection arrangements and facilities prior to that date.

The total Count of NXX(s) and LRN(s) that were scheduled to be loaded and those that were loaded by the LERG effective date in BellSouth switches will be captured in the Work Force Administration -Dispatch In database.

Calculation

Percent NXXs/LRNs Loaded and Tested Prior to the LERG Effective Date = $(a / b) \times 100$

- a = Count of NXXs and LRNs loaded by the LERG effective date
- b = Total NXXs and LRNs scheduled to be loaded by the LERG effective date

Report Structure

- CLEC Specific
- CLEC Aggregate
- BellSouth (Not Applicable)

Data Retained

Relating to CLEC Experience	Relating to BellSouth Performance
<ul style="list-style-type: none"> • Company Name • Company Code • NPA/NXX • LERG Effective Date • Loaded Date 	<ul style="list-style-type: none"> • Not Applicable

SQM Disaggregation - Analog/Benchmark

SQM Level of Disaggregation	SQM Analog/Benchmark
<ul style="list-style-type: none"> • Geographic Scope - Region 	<ul style="list-style-type: none"> • 100% by LERG Effective Date

SEEM Measure

SEEM Measure		
No	Tier I	
	Tier II	

SEEM Disaggregation - Analog/Benchmark

SEEM Disaggregation	SEEM Analog/Benchmark
• Not Applicable	• Not Applicable

Section 8: E911

E-1: Timeliness

Definition

Measures the percent of batch orders for E911 database updates (to CLEC resale and BellSouth retail records) processed successfully within a 24-hour period.

Exclusions

- Any resale order canceled by a CLEC
- Facilities-based CLEC orders

Business Rules

The 24-hour processing period is calculated based on the date and time processing starts on the batch orders and the date and time processing stops on the batch orders. Mechanical processing starts when SCC (the BellSouth E911 vendor) receives E911 files containing batch orders extracted from the BellSouth Service Order Control System (SOCS). Processing stops when SCC loads the individual records to the E911 database. The E911 database includes updates to the Automatic Location Identification (ALI) database. The system makes no distinction between CLEC resale records and BellSouth retail records.

Calculation

$$\text{E911 Timeliness} = (a / b) \times 100$$

- a = Number of batch orders processed within 24 hours
- b = Total number of batch orders submitted

Report Structure

Reported for the aggregate of CLEC resale updates and BellSouth retail updates

- State
- Region

Data Retained

- Report month
- Aggregate data

SQM Disaggregation - Analog/Benchmark

SQM Level of Disaggregation	SQM Analog/Benchmark
• None	• Parity by Design

SEEM Measure

SEEM Measure		
No	Tier I	
	Tier II	

SEEM Disaggregation - Analog/Benchmark

SEEM Disaggregation	SEEM Analog/Benchmark
• Not Applicable	• Not Applicable

E-2: Accuracy

Definition

Measures the percent of E911 telephone number (TN) record updates (to CLEC resale and BellSouth retail records) processed successfully for E911 (including the Automatic Location Identification (ALI) database).

Exclusions

- Any resale order canceled by a CLEC
- Facilities-based CLEC orders

Business Rules

Accuracy is based on the number of records processed without error at the conclusion of the processing cycle. Mechanical processing starts when SCC (the BellSouth E911 vendor) receives E911 files containing telephone number (TN) records extracted from BellSouth's Service Order Control System (SOCS). The system makes no distinction between CLEC resale records and BellSouth retail records.

Calculation

$$\text{E911 Accuracy} = (a / b) \times 100$$

- a = Number of record individual updates processed with no errors
- b = Total number of individual record updates

Report Structure

Reported for the aggregate of CLEC resale updates and BellSouth retail updates

- State
- Region

Data Retained

- Report month
- Aggregate data

SQM Disaggregation - Analog/Benchmark

SQM Level of Disaggregation	SQM Analog/Benchmark
• None	• Parity by Design

SEEM Measure

SEEM Measure		
No	Tier I	
	Tier II	

SEEM Disaggregation - Analog/Benchmark

SEEM Disaggregation	SEEM Analog/Benchmark
• Not Applicable	• Not Applicable

E-3: Mean Interval

Definition

Measures the mean interval processing of E911 batch orders (to update CLEC resale and BellSouth retail records) including processing against the Automatic Location Identification (ALI) database.

Exclusions

- Any resale order canceled by a CLEC
- Facilities-based CLEC orders

Business Rules

The processing period is calculated based on the date and time processing starts on the batch orders and the date and time processing stops on the batch orders. Data is posted in 4-hour increments up to and beyond 24 hours. The system makes no distinction between CLEC resale records and BellSouth retail records.

Calculation

E911 Interval = (a - b)

- a = Date and time of batch order completion
- b = Date and time of batch order submission

E911 Mean Interval = (c / d)

- c = Sum of all E911 Intervals
- d = Number of batch orders completed

Report Structure

Reported for the aggregate of CLEC resale updates and BellSouth retail updates

- State
- Region

Data Retained

- Report month
- Aggregate data

SQM Disaggregation - Analog/Benchmark

SQM Level of Disaggregation	SQM Analog/Benchmark
• None	• Parity by Design

SEEM Measure

SEEM Measure		
No	Tier I	
	Tier II	

SEEM Disaggregation - Analog/Benchmark

SEEM Disaggregation	SEEM Analog/Benchmark
• Not Applicable	• Not Applicable

Section 9: Trunk Group Performance

TGP-1: Trunk Group Performance-Aggregate

Definition

The Trunk Group Performance report displays, over a reporting cycle, aggregate, average trunk group blocking data for each hour of each day of the reporting cycle, for both CLEC affecting and BellSouth affecting trunk groups.

Exclusions

- Trunk groups for which valid data is not available for an entire study period
- Duplicate trunk group information
- Trunk groups blocked due to CLEC network/equipment failure
- Trunk groups blocked due to CLEC delayed or refused orders
- Trunk groups blocked due to unanticipated significant increases in CLEC traffic
- Final groups actually overflowing, not blocked

Business Rules

The purpose of the Trunk Group Performance Report is to provide trunk blocking measurements on CLEC and BellSouth trunk groups for comparison only. It is not the intent of the report that it be used for network management and/or engineering.

Monthly Average Blocking:

- The reporting cycle includes both business and non-business days in a calendar month.
- Monthly average blocking values are calculated for each trunk group for each of the 24 time consistent hours across a reporting cycle.

Aggregate Monthly Blocking:

- Used to compare aggregate blocking across trunk groups which terminate traffic at CLEC points of presence versus BellSouth switches.
- Aggregate monthly blocking data is calculated for each hour of the day across all trunk groups assigned to a category.

Trunk Categorization:

This report displays, over a reporting cycle, aggregate, average blocking data for each hour of a day. Therefore, for each reporting cycle, 24 blocking data points are generated for two aggregate groups of selected trunk groups. These groups are CLEC affecting and BellSouth affecting trunk groups. In order to assign trunk groups to each aggregate group, all trunk groups are first assigned to a category. A trunk group's end points and the type of traffic that is transmitted on it define a category. Selected categories of trunk groups are assigned to the aggregate groups so that trunk reports can be generated. The categories to which trunk groups have been assigned for this report are as follows.

CLEC Affecting Categories:

	Point A	Point B
Category 1:	BellSouth End Office	BellSouth Access Tandem
Category 3:	BellSouth End Office	CLEC Switch
Category 4:	BellSouth Local Tandem	CLEC Switch
Category 5:	BellSouth Access Tandem	CLEC Switch
Category 10:	BellSouth End Office	BellSouth Local Tandem
Category 16:	BellSouth Tandem	BellSouth Tandem

BellSouth Affecting Categories:

	Point A	Point B
Category 9:	BellSouth End Office	BellSouth End Office

Calculation

Monthly Average Blocking:

- For each hour of the day, each day's raw data are summed across all valid measurements days in a report cycle for blocked and attempted calls.
- The sum of the blocked calls is divided by the total number of calls attempted in a reporting period.

Aggregate Monthly Blocking:

- For each hour of the day, the monthly sums of the blocked and attempted calls from each trunk group are separately aggregated over all trunk groups within each assigned category.
- The total blocked calls is divided by the total call attempts within a group to calculate an aggregate monthly blocking for each assigned group.
- The result is an aggregate monthly average blocking value for each of the 24 hours by group.
- The difference between the CLEC and BellSouth affecting trunk groups are also calculated for each hour.

Report Structure

- CLEC Aggregate
- BellSouth Aggregate
 - State

Data Retained

Relating to CLEC Experience	Relating to BellSouth Performance
<ul style="list-style-type: none"> • Report Month • Total Trunk Groups • Number of Trunk Groups by CLEC • Hourly Blocking Per Trunk Group • Hourly Usage Per Trunk Group • Hourly Call Attempts Per Trunk Group 	<ul style="list-style-type: none"> • Report Month • Total Trunk Groups • Aggregate Hourly Blocking Per Trunk Group • Hourly Usage Per Trunk Group • Hourly Call Attempts Per Trunk Group

SQM Disaggregation - Analog/Benchmark

SQM Level of Disaggregation	SQM Analog/Benchmark
<ul style="list-style-type: none"> • CLEC aggregate • BellSouth aggregate 	<ul style="list-style-type: none"> • Any 2 hour period in 24 hours where CLEC blockage exceeds BellSouth blockage by more than 0.5% using trunk groups 1, 3, 4, 5, 10, 16 for CLECs and 9 for BellSouth

SEEM Measure

SEEM Measure		
Yes	Tier I	
	Tier II	X

SEEM Disaggregation - Analog/Benchmark

SEEM Disaggregation	SEEM Analog/Benchmark
<ul style="list-style-type: none"> • CLEC Aggregate • BellSouth Aggregate 	<ul style="list-style-type: none"> • Any 2 hour period in 24 hours where CLEC blockage exceeds BellSouth blockage by more than 0.5% using trunk groups 1,3,4,5,10,16 for CLECs and 9 for BellSouth

TGP-2: Trunk Group Performance-CLEC Specific

Definition

The Trunk Group Performance report displays, over a reporting cycle, aggregate, average trunk group blocking data for each hour of each day of the reporting cycle, for both CLEC affecting and BellSouth affecting trunk groups.

Exclusions

- Trunk Groups for which valid data is not available for an entire study period
- Duplicate trunk group information
- Trunk groups blocked due to CLEC network/equipment failure
- Trunk groups blocked due to CLEC delayed or refused orders
- Trunk groups blocked due to unanticipated significant increases in CLEC traffic
- Final groups actually overflowing, not blocked

Business Rules

The purpose of the Trunk Group Performance Report is to provide trunk blocking measurements on CLEC and BellSouth trunk groups for comparison only. It is not the intent of the report that it be used for network management and/or engineering.

Monthly Average Blocking:

- The reporting cycle includes both business and non-business days in a calendar month.
- Monthly average blocking values are calculated for each trunk group for each of the 24 time consistent hours across a reporting cycle.

Aggregate Monthly Blocking:

- Used to compare aggregate blocking across trunk groups which terminate traffic at CLEC points of presence versus BellSouth switches.
- Aggregate monthly blocking data is calculated for each hour of the day across all trunk groups assigned to a category.

Trunk Categorization:

- This report displays, over a reporting cycle, aggregate, average blocking data for each hour of a day. Therefore, for each reporting cycle, 24 blocking data points are generated for two aggregate groups of selected trunk groups. These groups are CLEC affecting and BellSouth affecting trunk groups. In order to assign trunk groups to each aggregate group, all trunk groups are first assigned to a category. A trunk group's end points and the type of traffic that is transmitted on it define a category. Selected categories of trunk groups are assigned to the aggregate groups so that trunk reports can be generated. The categories to which trunk groups have been assigned for this report are as follows.

CLEC Affecting Categories:

	Point A	Point B
Category 1:	BellSouth End Office	BellSouth Access Tandem
Category 3:	BellSouth End Office	CLEC Switch
Category 4:	BellSouth Local Tandem	CLEC Switch
Category 5:	BellSouth Access Tandem	CLEC Switch
Category 10:	BellSouth End Office	BellSouth Local Tandem
Category 16:	BellSouth Tandem	BellSouth Tandem

BellSouth Affecting Categories:

	Point A	Point B
Category 9:	BellSouth End Office	BellSouth End Office

Calculation

Monthly Average Blocking:

- For each hour of the day, each day's raw data are summed across all valid measurements days in a report cycle for blocked and attempted calls.
- The sum of the blocked calls is divided by the total number of calls attempted in a reporting period.

Aggregate Monthly Blocking:

- For each hour of the day, the monthly sums of the blocked and attempted calls from each trunk group are separately aggregated over all trunk groups within each assigned category.
- The total blocked calls is divided by the total call attempts within a group to calculate an aggregate monthly blocking for each assigned group.
- The result is an aggregate monthly average blocking value for each of the 24 hours by group.
- The difference between the CLEC and BellSouth affecting trunk groups are also calculated for each hour.

Report Structure

- CLEC Specific
 - State

Data Retained

Relating to CLEC Experience	Relating to BellSouth Performance
<ul style="list-style-type: none"> • Report Month • Total Trunk Groups • Number of Trunk Groups by CLEC • Hourly Blocking Per Trunk Group • Hourly Usage Per Trunk Group • Hourly Call Attempts Per Trunk Group 	<ul style="list-style-type: none"> • Report Month • Total Trunk Groups • Aggregate Hourly Blocking Per Trunk Group • Hourly Usage Per Trunk Group • Hourly Call Attempts Per Trunk Group

SQM Disaggregation - Analog/Benchmark

SQM Level of Disaggregation	SQM Analog/Benchmark
<ul style="list-style-type: none"> • CLEC Trunk Group 	<ul style="list-style-type: none"> • Any 2 hour period in 24 hours where CLEC blockage exceeds BellSouth blockage by more than 0.5% using trunk groups 1, 3, 4, 5, 10, 16 for CLECs and 9 for BellSouth

SEEM Measure

SEEM Measure		
Yes	Tier I	X
	Tier II	

SEEM Disaggregation - Analog/Benchmark

SEEM Disaggregation	SEEM Analog/Benchmark
<ul style="list-style-type: none"> • CLEC Trunk Group • BellSouth Trunk Group 	<ul style="list-style-type: none"> • Any 2 hour period in 24 hours where CLEC blockage exceeds BellSouth blockage by more than 0.5% using trunk groups 1, 3, 4, 5, 10, 16 for CLECs and 9 for BellSouth

Section 10: Collocation

C-1: Collocation Average Response Time

Definition

Measures the average time (counted in calendar days) from the receipt of a complete and accurate collocation application (including receipt of application fee if required) to the date BellSouth returns a response electronically or in writing. Within 10 calendar days after having received a bona fide application for physical collocation, BellSouth must respond as to whether space is available or not.

Exclusions

Any application canceled by the CLEC.

Business Rules

The clock starts on the date that BellSouth receives a complete and accurate collocation application accompanied by the appropriate application fee if required. The clock stops on the date that BellSouth returns a response. The clock will restart upon receipt of changes to the original application request.

Calculation

Response Time = (a - b)

- a = Request Response Date
- b = Request Submission Date

Average Response Time = (c / d)

- c = Sum of all Response Times
- d = Count of Responses Returned within Reporting Period

Report Structure

- Individual CLEC (alias) Aggregate
- Aggregate of all CLECs

Data Retained

- Report Period
- Aggregate Data

SQM Disaggregation - Analog/Benchmark

Level of Disaggregation	SQM Analog/Benchmark
<ul style="list-style-type: none"> • State • Virtual-Initial • Virtual-Augment • Physical Caged-Initial • Physical Caged-Augment • Physical-Cageless-Initial • Physical Cageless-Augment 	<ul style="list-style-type: none"> • Virtual - 20 Calendar Days • Physical Caged - 30 Calendar Days • Physical Cageless - 30 Calendar Days

SEEM Measure

SEEM Measure		
No	Tier I	
	Tier II	

SEEM Disaggregation - Analog/Benchmark

SEEM Disaggregation	SEEM Analog/Benchmark
• Not Applicable	• Not Applicable

C-2: Collocation Average Arrangement Time

Definition

Measures the average time (counted in calendar days) from receipt of a complete and accurate Bona Fide firm order (including receipt of appropriate fee if required) to the date BellSouth completes the collocation arrangement and notifies the CLEC.

Exclusions

- Any Bona Fide firm order canceled by the CLEC
- Any Bona Fide firm order with a CLEC-negotiated interval longer than the benchmark interval

Business Rules

The clock starts on the date that BellSouth receives a complete and accurate Bone Fide firm order accompanied by the appropriate fee. The clock stops on the date that BellSouth completes the collocation arrangement and notifies the CLEC.

Calculation

Arrangement Time = (a - b)

- a = Date Collocation Arrangement is Complete
- b = Date Order for Collocation Arrangement Submitted

Average Arrangement Time = (c / d)

- c = Sum of all Arrangement Times
- d = Total Number of Collocation Arrangements Completed during Reporting Period

Report Structure

- Individual CLEC (alias) Aggregate
- Aggregate of all CLECs

Data Retained

- Report Period
- Aggregate Data

SQM Disaggregation - Analog/Benchmark

SQM Level of Disaggregation	SQM Analog/Benchmark
<ul style="list-style-type: none"> • State • Virtual-Initial • Virtual-Augment • Physical Caged-Initial • Physical Caged-Augment • Physical Cageless-Initial • Physical Cageless-Augment 	<ul style="list-style-type: none"> • Virtual - 50 Calendar Days (Ordinary) • Virtual - 75 Calendar Days (Extraordinary) • Physical Caged - 90 Calendar Days • Physical Cageless - 60 Calendar Days (Ordinary) • Physical Cageless - 90 Calendar Days (Extraordinary)

SEEM Measure

SEEM Measure		
No	Tier I	
	Tier II	

SEEM Disaggregation - Analog/Benchmark

SEEM Disaggregation	SEEM Analog/Benchmark
• Not Applicable	• Not Applicable

C-3: Collocation Percent of Due Dates Missed

Definition

Measures the percent of missed due dates for both virtual and physical collocation arrangements.

Exclusions

Any Bona Fide firm order canceled by the CLEC.

Business Rules

Percent Due Dates Missed is the percent of total collocation arrangements which BellSouth is unable to complete by end of the BellSouth committed due date. The clock starts on the date that BellSouth receives a complete and accurate Bona Fide firm order accompanied by the appropriate fee if required. The arrangement is considered a missed due date if it is not completed on or before the committed due date.

Calculation

% of Due Dates Missed = (a / b) X 100

- a = Number of Completed Orders that were not completed within BellSouth Committed Due Date during Reporting Period
- b = Number of Orders Completed in Reporting Period

Report Structure

- Individual CLEC (alias) Aggregate
- Aggregate of all CLECs

Data Retained

- Report Period
- Aggregate Data

SQM Disaggregation - Analog/Benchmark

SQM Level of Disaggregation	SQM Analog/Benchmark
<ul style="list-style-type: none"> • State • Virtual-Initial • Virtual-Augment • Physical Caged-Initial • Physical Caged-Augment • Physical Cageless-Initial • Physical Cageless-Augment 	<ul style="list-style-type: none"> • >= 95% on time

SEEM Measure

SEEM Measure		
Yes	Tier I	X
	Tier II	X

SEEM Disaggregation - Analog/Benchmark

SEEM Disaggregation	SEEM Analog/Benchmark
<ul style="list-style-type: none"> • All Collocation Arrangements 	<ul style="list-style-type: none"> • >= 95% on time

Section 11: Change Management

CM-1: Timeliness of Change Management Notices

Definition

Measures whether CLECs receive required software release notices on time to prepare for BellSouth interface/system changes so CLEC interfaces are not impaired by change.

Exclusions

- Changes to release dates for reasons outside BellSouth control, such as the system software vendor changes. For example: a patch to fix a software problem.
- Type 6 Change Requests (Defects/Expedites), as defined by the Change Control Process (CCP)

Business Rules

This metric is designed to measure the percent of change management notices sent to the CLECs according to notification standards and time frames set forth in the Change Control Process. The CCP is used by BellSouth and the CLECs to manage requested changes to the BellSouth Local Interfaces.

The clock starts on the notification date. The clock stops on the software release date. When project events occur (scope changes, analysis information, etc.), the software release date may change. A revised notification would be required and the clock would restart. Based on release constraints for defects/expedites, notification may be less than the agreed upon interval in the CCP for new features.

Calculation

Timeliness of Change Management Notices = $(a / b) \times 100$

- a = Total number of Change Management Notifications Sent Within Required Timeframes
- b = Total Number of Change Management Notifications Sent

Report Structure

- BellSouth Aggregate

Data Retained

- Report Period
- Notice Date
- Release Date

SQM Disaggregation - Analog/Benchmark

SQM Level of Disaggregation	SQM Analog/Benchmark
• Region	• 95% >= 30 Days of Release

SEEM Measure

SEEM Measure		
Yes	Tier I	
	Tier II	X

SEEM Disaggregation - Analog/Benchmark

SEEM Disaggregation	SEEM Analog/Benchmark
• Region	• 95% >= 30 Days of Release

CM-2: Change Management Notice Average Delay Days

Definition

Measures the average delay days for change management system release notices sent outside the time frame set forth in the Change Control Process.

Exclusions

- Changes to release dates for reasons outside BellSouth control, such as the system software vendor changes. For example: a patch to fix a software problem
- Type 6 Change Requests (Defects/Expedites), as defined by the Change Control Process

Business Rules

This metric is designed to measure the percent of change management notices sent to the CLECs according to notification standards and time frames set forth in the Change Control Process. The CCP is used by BellSouth and the CLECs to manage requested changes to the BellSouth Local Interfaces.

The clock starts on the notification due date. The clock stops on the software release date. When project events occur (scope changes, analysis information, etc.), the software release date may change. A revised notification would be required and the clock would restart. Based on release constraints for defects/expedites, notification may be less than the agreed upon interval in the CCP for new features.

Calculation

Change Management Notice Delay Days = (a - b)

- a = Date Notice Sent
- b = Date Notice Due

Change Management Notice Average Delay Days = (c / d)

- c = Sum of all Change Management Notice Delay Days
- d = Total Number of Notices Sent Late

Report Structure

- BellSouth Aggregate

Data Retained

- Report Period
- Notice Date
- Release Date

SQM Disaggregation - Analog/Benchmark

SQM Level of Disaggregation	SQM Analog/Benchmark
• Region	• <= 8 Days

SEEM Measure

SEEM Measure		
No	Tier I	
	Tier II	

SEEM Disaggregation - Analog/Benchmark

SEEM Disaggregation	SEEM Analog/Benchmark
• Not Applicable	• Not Applicable

CM-3: Timeliness of Documents Associated with Change

Definition

Measures whether CLECs received requirements or business rule documentation on time to prepare for BellSouth interface/system changes so CLEC interfaces are not impaired by change.

Exclusions

- Documentation for release dates that slip less than 30 days for reasons outside BellSouth control, such as changes due to Regulatory mandate or CLEC request
- Type 6 Change Requests (Defects/Expedites), as defined by the Change Control Process

Business Rules

This metric is designed to measure the percent of requirements or business rule documentation sent to the CLECs according to documentation standards and timeframes set forth in the Change Control Process. The CCP is used by BellSouth and the CLECs to manage requested changes to the BellSouth Local Interfaces.

The clock starts on the business rule documentation release date. The clock stops on the software release date. When project events occur (scope changes, analysis information, etc.), the software release date may change. Revisions to documentation could be required and the clock would restart.

Calculation

Timeliness of Documents Associated with Change = (a / b) X 100

- a = Change Management Documentation Sent Within Required Timeframes after Notices
- b = Total Number of Change Management Documentation Sent

Report Structure

- BellSouth Aggregate

Data Retained

- Report Period
- Notice Date
- Release Date

SQM Disaggregation - Analog/Benchmark

SQM Level of Disaggregation	SQM Analog/Benchmark
• Region	<ul style="list-style-type: none"> • 95% >= 30 days if new features coding is required • 95% >= 5 days for documentation defects, corrections or clarifications

SEEM Measure

SEEM Measure		
Yes	Tier I	
	Tier II	X

SEEM Disaggregation - Analog/Benchmark

SEEM Disaggregation	SEEM Analog/Benchmark
• Region	• 95% >= 30 days of the change

CM-4: Change Management Documentation Average Delay Days

Definition

Measures the average delay days for requirements or business rule documentation sent outside the time frames set forth in the Change Control Process.

Exclusions

- Documentation for release dates that slip less than 30 days for reasons outside BellSouth control, such as changes due to Regulatory mandate or CLEC request
- Type 6 Change Requests (Defects/Expedites), as defined by the Change Control Process

Business Rules

This metric is designed to measure the percent of requirements or business rule documentation sent to the CLECs according to documentation standards and time frames set forth in the Change Control Process. The CCP is used by BellSouth and the CLECs to manage requested changes to the BellSouth Local Interfaces.

The clock starts on the business rule documentation release date. The clock stops on the software release date. When project events occur (scope changes, analysis information, etc.), the software release date may change. Revisions to documentation could be required and the clock would restart.

Calculation

Change Management Documentation Delay Days = (a - b)

- a = Date Documentation Provided
- b = Date Documentation Due

Change Management Documentation Average Delay Days = (c / d)

- c = Sum of all CM Documentation Delay Days
- d = Total Change Management Documents Sent

Report Structure

- BellSouth Aggregate

Data Retained

- Report Period
- Notice Date
- Release Date

SQM Disaggregation - Analog/Benchmark

SQM Level of Disaggregation	SQM Analog/Benchmark
• Region	• <= 8 Days

SEEM Measure

SEEM Measure		
No	Tier I	
	Tier II	

SEEM Disaggregation - Analog/Benchmark

SEEM Disaggregation	SEEM Analog/Benchmark
• Not Applicable	• Not Applicable

CM-5: Notification of CLEC Interface Outages

Definition

Measures the time it takes BellSouth to notify the CLEC of an outage of an interface.

Exclusions

None

Business Rules

This measure is designed to notify the CLEC of interface outages within 15 minutes of BellSouth's verification that an outage has taken place. This metric will be expressed as a percentage.

Calculation

Notification of CLEC Interface Outages = (a / b) X 100

- a = Number of Interface Outages where CLECs are notified within 15 minutes
- b = Total Number of Interface Outages

Report Structure

- CLEC Aggregate

Data Retained

Relating to CLEC Experience	Relating to BellSouth Performance
<ul style="list-style-type: none"> • Number of Interface Outages • Number of Notifications <= 15 minutes 	<ul style="list-style-type: none"> • Not Applicable

SQM Disaggregation - Analog/Benchmark

SQM Level of Disaggregation	SQM Analog/Benchmark
<ul style="list-style-type: none"> • By interface type for all interfaces accessed by CLECs 	<ul style="list-style-type: none"> • 97% in 15 Minutes

Interface	Applicable to
EDI	CLEC
CSOTS	CLEC
LENS	CLEC
TAG	CLEC
ECTA	CLEC
TAFI	CLEC/BellSouth

SEEM Measure

SEEM Measure		
No	Tier I	
	Tier II	

SEEM Disaggregation - Analog/Benchmark

SEEM Disaggregation	SEEM Analog/Benchmark
<ul style="list-style-type: none"> • Not Applicable 	<ul style="list-style-type: none"> • Not Applicable

Section 12: Bona Fide / New Business Request Process

BFR-1: Percentage of BFR/NBR Requests Processed Within 30 Business Days

Definition

Percentage of Bona Fide/New Business Requests processed within 30 business days for the development and purchases of network elements not currently offered.

Exclusions

- Any application cancelled by the CLEC

Business Rules

The clock starts when BellSouth receives a complete and accurate application. The clock stops when BellSouth completes application processing for Network Elements that are not operational at the time of the request.

Calculation

Percentage of BFR/NBR Requests Processed Within 30 Business Days = $(a / b) \times 100$

- a = Count of number of requests processed within 30 days
- b = Total number of requests

Report Structure

- Individual CLEC (alias) Aggregate
- Aggregate of all CLECs

Data Retained

- Report Period
- Aggregate Data

SQM Disaggregation - Analog/Benchmark

SQM Level of Disaggregation	SQM Analog/Benchmark
• Region	• 90% <= 30 business days

SEEM Measure

SEEM Measure		
No	Tier I	
	Tier II	

SEEM Disaggregation - Analog/Benchmark

SEEM Disaggregation	SEEM Analog/Benchmark
• Not Applicable	• Not Applicable

BFR-2: Percentage of Quotes Provided for Authorized BFR/NBR Requests Processed Within X (10/30/60) Business Days

Definition

Percentage of quotes provided in response to Bona Fide/New Business Requests within X (10/30/60) business days for network elements not currently offered.

Exclusions

- Requests that are subject to pending arbitration

Business Rules

The clock starts when BellSouth receives a complete and accurate application. The clock stops when BellSouth responds back to the application with a price quote.

Calculation

Percentage of Quotes Provided for Authorized BFR/NBR Requests Processed Within X (10/30/60) Business Days = $(a / b) \times 100$

- a = Count of number of requests processed within "X" days
- b = Total number of requests
where "X" = 10, 30, or 60 days

Report Structure

- New Network Elements that are operational at the time of the request
- New Network Elements that are ordered by the FCC
- New Network Elements that are not operational at the time of the request

Data Retained

- Report Period
- Aggregate Data

SQM Disaggregation - Analog/Benchmark

SQM Level of Disaggregation	SQM Analog/Benchmark
<ul style="list-style-type: none"> • Region 	<ul style="list-style-type: none"> • 90% <= 10/30/60 business days <ul style="list-style-type: none"> - Network Elements that are operational at the time of the request – 10 days - Network Elements that are Ordered by the FCC – 30 days - New Network Elements – 90 days

SEEM Measure

SEEM Measure		
No	Tier I	
	Tier II	

SEEM Disaggregation - Analog/Benchmark

SEEM Disaggregation	SEEM Analog/Benchmark
<ul style="list-style-type: none"> • Not Applicable 	<ul style="list-style-type: none"> • Not Applicable

Appendix A: Reporting Scope

A-1: Standard Service Groupings

See individual reports in the body of the SQM.

A-2: Standard Service Order Activities

These are the generic BellSouth/CLEC service order activities which are included in the Pre-Ordering, Ordering, and Provisioning sections of this document. It is not meant to indicate specific reporting categories.

Service Order Activity Types

- Service Migrations Without Changes
- Service Migrations With Changes
- Move and Change Activities
- Service Disconnects (Unless noted otherwise)
- New Service Installations

Pre-Ordering Query Types

- Address
- Telephone Number
- Appointment Scheduling
- Customer Service Record
- Feature Availability
- Service Inquiry

Maintenance Query Types:

TAFI - TAFI queries the systems below

- CRIS
- March
- Predictor
- LMOS
 - DLR
 - DLETH
 - LMOSupd
- LNP
- NIW
- OSPCM
- SOCS

Report Levels

- CLEC RESH
- CLEC State
- CLEC Region
- Aggregate CLEC State
- Aggregate CLEC Region
- BellSouth State
- BellSouth Region

Appendix B: Glossary of Acronyms and Terms

Symbols used in calculations

Σ

A mathematical symbol representing the sum of a series of values following the symbol.

-

A mathematical operator representing subtraction.

+

A mathematical operator representing addition.

/

A mathematical operator representing division.

<

A mathematical symbol that indicates the metric on the left of the symbol is less than the metric on the right.

<=

A mathematical symbol that indicates the metric on the left of the symbol is less than or equal to the metric on the right.

>

A mathematical symbol that indicates the metric on the left of the symbol is greater than the metric on the right.

>=

A mathematical symbol that indicates the metric on the left of the symbol is greater than or equal to the metric on the right.

()

Parentheses, used to group mathematical operations which are completed before operations outside the parentheses.

A

ACD

Automatic Call Distributor - A service that provides status monitoring of agents in a call center and routes high volume incoming telephone calls to available agents while collecting management information on both callers and attendants.

Aggregate

Sum total of all items in like category, e.g. CLEC aggregate equals the sum total of all CLECs' data for a given reporting level.

ALEC

Alternative Local Exchange Company = FL CLEC

ADSL

Asymmetrical Digital Subscriber Line

ASR

Access Service Request - A request for access service terminating delivery of carrier traffic into a Local Exchange Carrier's network.

ATLAS

Application for Telephone Number Load Administration System - The BellSouth Operations System used to administer the pool of available telephone numbers and to reserve selected numbers from the pool for use on pending service requests/service orders.

ATLASTN

ATLAS software contract for Telephone Number.

Auto Clarification

The number of LSRs that were electronically rejected from LESOG and electronically returned to the CLEC for correction.

B**BFR:**

Bona Fide Request

BILLING

The process and functions by which billing data is collected and by which account information is processed in order to render accurate and timely billing.

BOCRIS

Business Office Customer Record Information System (Front-end to the CRIS database.)

BRI

Basic Rate ISDN

BRC

Business Repair Center – The BellSouth Business Systems trouble receipt center which serves business and CLEC customers.

BellSouth

BellSouth Telecommunications, Inc.

C**CABS**

Carrier Access Billing System

CCC

Coordinated Customer Conversions

CCP

Change Control Process

Centrex

A business telephone service, offered by local exchange carriers, which is similar to a Private Branch Exchange (PBX) but the switching equipment is located in the telephone company Central Office (CO).

CKTID

A unique identifier for elements combined in a service configuration

CLEC

Competitive Local Exchange Carrier

CLP

Competitive Local Provider = NC CLEC

CM

Change Management

CMDS

Centralized Message Distribution System - Telcordia administered national system used to transfer specially formatted messages among companies.

COFFI

Central Office Feature File Interface - Provides information about USOCs and class of service. COFFI is a part of DOE/ SONGS. It indicates all services available to a customer.

COG

Corporate Gateway - Telcordia product designed for the electronic submission of xDSL Local Service Requests.

CRIS

Customer Record Information System - The BellSouth proprietary corporate database and billing system for non-access customers and services.

CRSACCTS

CRIS software contract for CSR information

CRSG

Complex Resale Support Group

C-SOTS

CLEC Service Order Tracking System

CSR

Customer Service Record

CTTG

Common Transport Trunk Group - Final trunk groups between BellSouth & Independent end offices and the BellSouth access tandems.

CWINS Center

Customer Wholesale Interconnection Network Services Center (formerly the UNE Center).

D**DA**

Directory Assistance

Design

Design Service is defined as any Special or Plain Old Telephone Service Order which requires BellSouth Design Engineering Activities.

Disposition & Cause

Types of trouble conditions, e.g. No Trouble Found, Central Office Equipment, Customer Premises Equipment, etc.

DLETH

Display Lengthy Trouble History - A history report that gives all activity on a line record for trouble reports in LMOS.

DLR

Detail Line Record - All the basic information maintained on a line record in LMOS, e.g. name, address, facilities, features etc.

DS-0

The worldwide standard speed for one digital voice signal (64000 bps).

DS-1

24 DS-0s (1.544Mb/sec., i.e. carrier systems)

DOE

Direct Order Entry System - An internal BellSouth service order entry system used by BellSouth Service Representatives to input business service orders in BellSouth format.

DOM

Delivery Order Manager - Telcordia product designed for the electronic submission of xDSL Local Service Requests.

DSAP

DOE (Direct Order Entry) Support Application - The BellSouth Operations System which assists a Service Representative or similar carrier agent in negotiating service provisioning commitments for non-designed services and Unbundled Network Elements.

DSAPDDI

DSAP software contract for schedule information.

DSL

Digital Subscriber Line

DUI

Database Update Information

E**E911**

Provides callers access to the applicable emergency services bureau by dialing a 3-digit universal telephone number.

EDI

Electronic Data Interchange - The computer-to-computer exchange of inter and/or intra-company business documents in a public standard format.

ESSX

BellSouth Centrex Service

F**Fatal Reject**

LSRs electronically rejected from LEO, which checks to see if the LSR has all the required fields correctly populated.

Flow-Through

In the context of this document, LSRs submitted electronically via the CLEC mechanized ordering process that flow through to the BellSouth OSS without manual or human intervention.

FOC

Firm Order Confirmation - A notification returned to the CLEC confirming that the LSR has been received and accepted, including the specified commitment date.

FX

Foreign Exchange

G H**HAL**

“Hands Off” Assignment Logic - Front end access and error resolution logic used in interfacing BellSouth Operations Systems such as ATLAS, BOCRIS, LMOS, PSIMS, RSAG and SOCS.

HALCRIS

HAL software contract for CSR information

HDSL

High Density Subscriber Loop/Line

I J K**ILEC**

Incumbent Local Exchange Company

INP

Interim Number Portability

ISDN

Integrated Services Digital Network

IPC

Interconnection Purchasing Center

L**LAN**

Local Area Network

LAUTO

The automatic processor in the LNP Gateway that validates LSRs and issues service orders.

LCSC

Local Carrier Service Center - The BellSouth center which is dedicated to handling CLEC LSRs, ASRs, and Preordering transactions along with associated expedite requests and escalations.

Legacy System

Term used to refer to BellSouth Operations Support Systems (see OSS)

LENS

Local Exchange Negotiation System - The BellSouth LAN/web server/OS application developed to provide both preordering and ordering electronic interface functions for CLECs.

LEO

Local Exchange Ordering - A BellSouth system which accepts the output of EDI, applies edit and formatting checks, and reformats the Local Service Requests in BellSouth Service Order format.

LERG

Local Exchange Routing Guide

LESOG

Local Exchange Service Order Generator - A BellSouth system which accepts the service order output of LEO and enters the Service Order into the Service Order Control System using terminal emulation technology.

LFACS

Loop Facilities Assessment and Control System

LIDB

Line Information Database

LISC

Local Interconnection Service Center - The center that issues trunk orders.

LMOS

Loop Maintenance Operations System - A BellSouth Operations System that stores the assignment and selected account information for use by downstream OSS and BellSouth personnel during provisioning and maintenance activities.

LMOS HOST

LMOS host computer

LMOSupd

LMOS updates

LMU

Loop Make-up

LMUS

Loop Make-up Service Inquiry

LNP

Local Number Portability - In the context of this document, the capability for a subscriber to retain his current telephone number as he transfers to a different local service provider.

Loops

Transmission paths from the central office to the customer premises.

LRN

Location Routing Number

LSR

Local Service Request – A request for local resale service or unbundled network elements from a CLEC.

M

Maintenance & Repair

The process and function by which trouble reports are passed to BellSouth and by which the related service problems are resolved.

MARCH

BellSouth Operations System which accepts service orders, interprets the coding contained in the service order image, and constructs the specific switching system Recent Change command messages for input into end office switches.

N

NBR

New Business Request

NC

“No Circuits” - All circuits busy announcement.

NIW

Network Information Warehouse

NMLI

Native Mode LAN Interconnection

NPA

Numbering Plan Area

NXX

The “exchange” portion of a telephone number.

O

OASIS

Obtain Availability Services Information System - A BellSouth front-end processor, which acts as an interface between COFFI and RNS. This system takes the USOCs in COFFI and translates them to English for display in RNS.

OASISBSN

OASIS software contract for feature/service

OASISCAR

OASIS software contract for feature/service

OASISLPC

OASIS software contract for feature/service

OASISMTN

OASIS software contract for feature/service

OASISNET

OASIS software contract for feature/service

OASISOCP

OASIS software contract for feature/service

ORDERING

The process and functions by which resale services or unbundled network elements are ordered from BellSouth as well as the process by which an LSR or ASR is placed with BellSouth.

OSPCM

Outside Plant Contract Management System - Provides Scheduling Information.

OSS

Operations Support System - A support system or database which is used to mechanize the flow or performance of work. The term is used to refer to the overall system consisting of hardware complex, computer operating system(s), and application which is used to provide the support functions.

Out Of Service

Customer has no dial tone and cannot call out.

P**PMAP**

Performance Measurement Analysis Platform

PMQAP

Performance Measurement Quality Assurance Plan

PON

Purchase Order Number

POTS

Plain Old Telephone Service

PREDICTOR

The BellSouth Operations system which is used to administer proactive maintenance and rehabilitation activities on outside plant facilities, provide access to selected work groups (e.g. RRC & BRC) to Mechanized Loop Testing and switching system I/O ports, and provide certain information regarding the attributes and capabilities of outside plant facilities.

Preordering

The process and functions by which vital information is obtained, verified, or validated prior to placing a service request.

PRI

Primary Rate ISDN

Provisioning

The process and functions by which necessary work is performed to activate a service requested via an LSR or ASR and to initiate the proper billing and accounting functions.

PSIMS

Product/Service Inventory Management System - A BellSouth database Operations System which contains availability information on switching system features and capabilities and on BellSouth service availability. This database is used to verify the availability of a feature or service in an NXX prior to making a commitment to the customer.

PSIMSORB

PSIMS software contract for feature/service.

Q R**RNS**

Regional Negotiation System - An internal BellSouth service order entry system used by BellSouth Consumer Services to input service orders in BellSouth format.

ROS

Regional Ordering System

RRC

Residence Repair Center - The BellSouth Consumer Services trouble receipt center which serves residential customers.

RSAG

Regional Street Address Guide - The BellSouth database, which contains street addresses validated to be accurate with state and local governments.

RSAGADDR

RSAG software contract for address search.

RSAGTN

RSAG software contract for telephone number search.

S**SAC**

Service Advocacy Center

SEEM

Self Effectuating Enforcement Mechanism

SOCS

Service Order Control System - The BellSouth Operations System which routes service order images among BellSouth drop points and BellSouth Operations Systems during the service provisioning process.

SOG

Service Order Generator - Telcordia product designed to generate a service order for xDSL.

SOIR

Service Order Interface Record - any change effecting activity to a customer account by service order that impacts 911/E911

SONGS

Service Order Negotiation and Generation System.

T**TAFI**

Trouble Analysis Facilitation Interface - The BellSouth Operations System that supports trouble receipt center personnel in taking and handling customer trouble reports.

TAG

Telecommunications Access Gateway – TAG was designed to provide an electronic interface, or machine-to-machine interface for the bi-directional flow of information between BellSouth's OSSs and participating CLECs.

TN

Telephone Number

Total Manual Fallout

The number of LSRs which are entered electronically but require manual entering into a service order generator.

U V**UNE**

Unbundled Network Element

UCL

Unbundled Copper Link

USOC

Universal Service Order Code

W X Y Z**WATS**

Wide Area Telephone Service

WFA

Work Force Administration

WMC

Work Management Center

WTN

Working Telephone Number.

Appendix C: Appendix C: BellSouth Audit Policy

BellSouth currently provides many CLECs with certain audit rights as a part of their individual interconnection agreements. However, it is not reasonable for BellSouth to undergo an audit of the SQM for every CLEC with which it has a contract. BellSouth has developed a proposed Audit Plan for use by the parties to an audit. If requested by a Public Service Commission or by a CLEC exercising contractual audit rights, BellSouth will agree to undergo a comprehensive audit of the aggregate level reports for both BellSouth and the CLEC(s) each of the next five (5) years (2001-2005) to be conducted by an independent third party. The results of that audit will be made available to all the parties subject to proper safeguards to protect proprietary information. This aggregate level audit includes the following specifications:

1. The cost shall be borne 50% by BellSouth and 50% by the CLEC or CLECs.
2. The independent third party auditor shall be selected with input from BellSouth, the PSC, if applicable, and the CLEC(s).
3. BellSouth, the PSC and the CLEC(s) shall jointly determine the scope of the audit.

BellSouth reserves the right to make changes to this audit policy as growth and changes in the industry dictate.

Attachment 10
BellSouth Disaster Recovery Plan

<u>CONTENTS</u>		<u>PAGE</u>
1.0	Purpose	2
2.0	Single Point of Contact	2
3.0	Identifying the Problem	2
3.1	Site Control	3
3.2	Environmental Concerns	4
4.0	The Emergency Control Center (ECC)	4
5.0	Recovery Procedures	5
5.1	CLEC Outage	5
5.2	BellSouth Outage	5
5.2.1	Loss of Central Office	6
5.2.2	Loss of a Central Office with Serving Wire Center Functions	6
5.2.3	Loss of a Central Office with Tandem Functions	6
5.2.4	Loss of a Facility Hub	6
5.3	Combined Outage (CLEC and BellSouth Equipment)	7
6.0	T1 Identification Procedures	7
7.0	Acronyms	8

1.0 PURPOSE

In the unlikely event of a disaster occurring that affects BellSouth's long-term ability to deliver traffic to a Competitive Local Exchange Carrier (CLEC), general procedures have been developed to hasten the recovery process. Since each location is different and could be affected by an assortment of potential problems, a detailed recovery plan is impractical. However, in the process of reviewing recovery activities for specific locations, some basic procedures emerge that appear to be common in most cases.

These general procedures should apply to any disaster that affects the delivery of traffic for an extended time period. Each CLEC will be given the same consideration during an outage and service will be restored in a non-discriminatory manner.

This document will cover the basic recovery procedures that would apply to every CLEC.

2.0 SINGLE POINT OF CONTACT

When a problem is experienced, regardless of the severity, the BellSouth Network Management Center (NMC) will observe traffic anomalies and begin monitoring the situation. Controls will be appropriately applied to insure the sanity of BellSouth's network; and, in the event that a switch or facility node is lost, the NMC will attempt to circumvent the failure using available reroutes.

BellSouth's NMC will remain in control of the restoration efforts until the problem has been identified as being a long-term outage. At that time, the NMC will contact BellSouth's Emergency Control Center (ECC) and relinquish control of the recovery efforts. Even though the ECC may take charge of the situation, the NMC will continue to monitor the circumstances and restore traffic as soon as damaged network elements are revitalized.

The telephone number for the BellSouth Network Management Center in Atlanta, as published in Telcordia's National Network Management Directory, is 404-321-2516.

3.0 IDENTIFYING THE PROBLEM

During the early stages of problem detection, the NMC will be able to tell which CLECs are affected by the catastrophe. Further analysis and/or first hand observation will determine if the disaster has affected CLEC equipment only; BellSouth equipment only or a combination. The initial restoration activity will be largely determined by the equipment that is affected.

Once the nature of the disaster is determined and after verifying the cause of the problem, the NMC will initiate reroutes and/or transfers that are jointly agreed upon by the affected CLECs' Network Management Center and the BellSouth NMC. The type and percentage of controls used will depend upon available network capacity. Controls necessary to stabilize the situation will be invoked and the NMC will attempt to re-establish as much traffic as possible.

For long term outages, recovery efforts will be coordinated by the Emergency Control Center (ECC). Traffic controls will continue to be applied by the NMC until facilities are re-established. As equipment is made available for service, the ECC will instruct the NMC to begin removing the controls and allow traffic to resume.

3.1 SITE CONTROL

In the total loss of building use scenario, what likely exists will be a smoking pile of rubble. This rubble will contain many components that could be dangerous. It could also contain any personnel on the premises at the time of the disaster. For these reasons, the local fire marshal with the assistance of the police will control the site until the building is no longer a threat to surrounding properties and the companies have secured the site from the general public.

During this time, the majority owner of the building should be arranging for a demolition contractor to mobilize to the site with the primary objective of reaching the cable entrance facility for a damage assessment. The results of this assessment would then dictate immediate plans for restoration, both short term and permanent.

In a less catastrophic event, i.e., the building is still standing and the cable entrance facility is usable, the situation is more complex. The site will initially be controlled by local authorities until the threat to adjacent property has diminished. Once the site is returned to the control of the companies, the following events should occur.

An initial assessment of the main building infrastructure systems (mechanical, electrical, fire and life safety, elevators, and others) will establish building needs. Once these needs are determined, the majority owner should lead the building restoration efforts. There may be situations where the site will not be totally restored within the confines of the building. The companies must individually determine their needs and jointly assess the cost of permanent restoration to determine the overall plan of action.

Multiple restoration trailers from each company will result in the need for designated space and installation order. This layout and control is required to maximize the amount of restoration equipment that can be placed at the site, and the priority of placements.

Care must be taken in this planning to insure other restoration efforts have logistical access to the building. Major components of telephone and building equipment will need to be removed and replaced. A priority for this equipment must also be jointly established to facilitate overall site restoration. (Example: If the AC switchgear has sustained damage, this would be of the highest priority in order to regain power, lighting, and HVAC throughout the building.)

If the site will not accommodate the required restoration equipment, the companies would then need to quickly arrange with local authorities for street closures, rights of way or other possible options available.

3.2 ENVIRONMENTAL CONCERNS

In the worse case scenario, many environmental concerns must be addressed. Along with the police and fire marshal, the state environmental protection department will be on site to monitor the situation.

Items to be concerned with in a large central office building could include:

1. Emergency engine fuel supply. Damage to the standby equipment and the fuel handling equipment could have created "spill" conditions that have to be handled within state and federal regulations.
2. Asbestos containing materials that may be spread throughout the wreckage. Asbestos could be in many components of building, electrical, mechanical, outside plant distribution, and telephone systems.
3. Lead and acid. These materials could be present in potentially large quantities depending upon the extent of damage to the power room.
4. Mercury and other regulated compounds resident in telephone equipment.
5. Other compounds produced by the fire or heat.

Once a total loss event occurs at a large site, local authorities will control immediate clean up (water placed on the wreckage by the fire department) and site access.

At some point, the companies will become involved with local authorities in the overall planning associated with site clean up and restoration. Depending on the clean up approach taken, delays in the restoration of several hours to several days may occur.

In a less severe disaster, items listed above are more defined and can be addressed individually depending on the damage.

In each case, the majority owner should coordinate building and environmental restoration as well as maintain proper planning and site control.

4.0 THE EMERGENCY CONTROL CENTER (ECC)

The ECC is located in the Colonnade Building in Birmingham, Alabama. During an emergency, the ECC staff will convene a group of pre-selected experts to inventory the damage and initiate corrective actions. These experts have regional access to BellSouth's personnel and equipment and will assume control of the restoration activity anywhere in the nine-state area.

In the past, the ECC has been involved with restoration activities resulting from hurricanes, ice storms and floods. They have demonstrated their capabilities during these calamities as well as

during outages caused by human error or equipment failures. This group has an excellent record of restoring service as quickly as possible.

During a major disaster, the ECC may move emergency equipment to the affected location, direct recovery efforts of local personnel and coordinate service restoration activities with the CLECs. The ECC will attempt to restore service as quickly as possible using whatever means is available; leaving permanent solutions, such as the replacement of damaged buildings or equipment, for local personnel to administer.

Part of the ECC's responsibility, after temporary equipment is in place, is to support the NMC efforts to return service to the CLECs. Once service has been restored, the ECC will return control of the network to normal operational organizations. Any long-term changes required after service is restored will be made in an orderly fashion and will be conducted as normal activity.

5.0 RECOVERY PROCEDURES

The nature and severity of any disaster will influence the recovery procedures. One crucial factor in determining how BellSouth will proceed with restoration is whether or not BellSouth's equipment is incapacitated. Regardless of who's equipment is out of service, BellSouth will move as quickly as possible to aid with service recovery; however, the approach that will be taken may differ depending upon the location of the problem.

5.1 CLEC OUTAGE

For a problem limited to one CLEC (or a building with multiple CLECs), BellSouth has several options available for restoring service quickly. For those CLECs that have agreements with other CLECs, BellSouth can immediately start directing traffic to a provisional CLEC for completion. This alternative is dependent upon BellSouth having concurrence from the affected CLECs.

Whether or not the affected CLECs have requested a traffic transfer to another CLEC will not impact BellSouth's resolve to re-establish traffic to the original destination as quickly as possible.

5.2 BELL SOUTH OUTAGE

Because BellSouth's equipment has varying degrees of impact on the service provided to the CLECs, restoring service from damaged BellSouth equipment is different. The outage will probably impact a number of Carriers simultaneously. However, the ECC will be able to initiate immediate actions to correct the problem.

A disaster involving any of BellSouth's equipment locations could impact the CLECs, some more than others. A disaster at a Central Office (CO) would only impact the delivery of traffic to and from that one location, but the incident could affect many Carriers. If the Central Office is a Serving Wire Center (SWC), then traffic from the entire area to those Carriers served from that switch would also be impacted. If the switch functions as an Access Tandem, or there is a tandem in the building, traffic from every CO to every CLEC could be interrupted. A disaster that destroys a facility hub could disrupt various traffic flows, even though the switching equipment may be unaffected.

The NMC would be the first group to observe a problem involving BellSouth's equipment. Shortly after a disaster, the NMC will begin applying controls and finding re-routes for the

completion of as much traffic as possible. These reroutes may involve delivering traffic to alternate Carriers upon receiving approval from the CLECs involved. In some cases, changes in translations will be required. If the outage is caused by the destruction of equipment, then the ECC will assume control of the restoration.

5.2.1 Loss of a Central Office

When BellSouth loses a Central Office, the ECC will

- a) Place specialists and emergency equipment on notice;
- b) Inventory the damage to determine what equipment and/or functions are lost;
- c) Move containerized emergency equipment and facility equipment to the stricken area, if necessary;
- d) Begin reconnecting service for Hospitals, Police and other emergency agencies; and
- e) Begin restoring service to CLECs and other customers.

5.2.2 Loss of a Central Office with Serving Wire Center Functions

The loss of a Central Office that also serves as a Serving Wire Center (SWC) will be restored as described in Section 5.2.1.

5.2.3 Loss of a Central Office with Tandem Functions

When BellSouth loses a Central Office building that serves as an Access Tandem and as a SWC, the ECC will

- a) Place specialists and emergency equipment on notice;
- b) Inventory the damage to determine what equipment and/or functions are lost;
- c) Move containerized emergency equipment and facility equipment to the stricken area, if necessary;
- d) Begin reconnecting service for Hospitals, Police and other emergency agencies;
- e) Re-direct as much traffic as possible to the alternate access tandem (if available) for delivery to those CLECs utilizing a different location as a SWC;
- f) Begin aggregating traffic to a location near the damaged building. From this location, begin re-establishing trunk groups to the CLECs for the delivery of traffic normally found on the direct trunk groups. (This aggregation point may be the alternate access tandem location or another CO on a primary facility route.)
- g) Begin restoring service to CLECs and other customers.

5.2.4 Loss of a Facility Hub

In the event that BellSouth loses a facility hub, the recovery process is much the same as above. Once the NMC has observed the problem and administered the appropriate controls, the ECC will assume authority for the repairs. The recovery effort will include

- a) Placing specialists and emergency equipment on notice;
- b) Inventorying the damage to determine what equipment and/or functions are lost;
- c) Moving containerized emergency equipment to the stricken area, if necessary;
- d) Reconnecting service for Hospitals, Police and other emergency agencies; and
- e) Restoring service to CLECs and other customers. If necessary, BellSouth will aggregate the traffic at another location and build temporary facilities. This alternative would be viable for a location that is destroyed and building repairs are required.

5.3 COMBINED OUTAGE (CLEC AND BELL SOUTH EQUIPMENT)

In some instances, a disaster may impact BellSouth's equipment as well as the CLECs'. This situation will be handled in much the same way as described in Section 5.2.3. Since BellSouth and the CLECs will be utilizing temporary equipment, close coordination will be required.

6.0 T1 IDENTIFICATION PROCEDURES

During the restoration of service after a disaster, BellSouth may be forced to aggregate traffic for delivery to a CLEC. During this process, T1 traffic may be consolidated onto DS3s and may become unidentifiable to the Carrier. Because resources will be limited, BellSouth may be forced to "package" this traffic entirely differently than normally received by the CLECs. Therefore, the method for identifying the T1 traffic on the DS3s and providing the information to the Carriers will be decided on a case-by-case basis.

7.0 ACRONYMS

CO	-	Central Office (BellSouth)
DS3	-	Facility that carries 28 T1s (672 circuits)
ECC	-	Emergency Control Center (BellSouth)
CLEC	-	Competitive Local Exchange Carrier
NMC	-	Network Management Center
SWC	-	Serving Wire Center (BellSouth switch)
T1	-	Facility that carries 24 circuits

Hurricane Information

During a hurricane, BellSouth will make every effort to keep CLECs updated on the status of our network. Information centers will be set up throughout BellSouth Telecommunications. These centers are not intended to be used for escalations, but rather to keep the CLEC informed of network related issues, area damages and dispatch conditions, etc.

Hurricane-related information can also be found on line at http://www.interconnection.bellsouth.com/network/disaster/dis_resp.htm. Information concerning Mechanized Disaster Reports can also be found at this website by clicking on CURRENT MDR REPORTS or by going directly to <http://www.interconnection.bellsouth.com/network/disaster/mdrs.htm>.

BST Disaster Management Plan

BellSouth maintenance centers have geographical and redundant communication capabilities. In the event of a disaster removing any maintenance center from service another geographical center would assume maintenance responsibilities. The contact numbers will not change and the transfer will be transparent to the CLEC.

Attachment 11

Bona Fide Request and New Business Requests Process

BONA FIDE REQUEST AND NEW BUSINESS REQUESTS PROCESS

- 1.0 The Parties agree that Comcast Phone is entitled to order any Network Element, Interconnection option, service option or Resale Service required to be made available by the Communications Act of 1934, as modified by the Telecommunications Act of 1996 (the “Act”), FCC requirements or State Commission requirements. Comcast Phone also shall be permitted to request the development of new or revised facilities or service options, which are not required by the Act. Procedures applicable to requesting the addition of such facilities or service options are specified in this Attachment 11.
- 2.0 Bona Fide Requests (“BFR”) are to be used when Comcast Phone makes a request of BellSouth to provide a new or modified network element, interconnection option, or other service option pursuant to the Act that was not previously included in the Agreement. New Business Requests (“NBRs”) are to be used when Comcast Phone makes a request of BellSouth to provide a new or custom capability or function to meet Comcast Phone’s business needs that was not previously included in the Agreement. The BFR/NBR process is intended to facilitate the two-way exchange of information between Comcast Phone and BellSouth, necessary for accurate processing of requests in a consistent and timely fashion.
- 3.0 A BFR shall be submitted in writing by Comcast Phone and shall specifically identify the required service date, technical requirements, space requirements and/or such specifications that clearly define the request such that BellSouth has sufficient information to analyze and prepare a response. Such a request also shall include a Comcast Phone’s designation of the request as being (i) pursuant to the Telecommunications Act of 1996 (i.e. a “BFR”) or (ii) pursuant to the needs of the business (i.e. a “NBR”). The request shall be sent to Comcast Phone’s Account Executive.
- 4.0 Within thirty (30) business days of its receipt of a BFR or NBR from Comcast Phone, BellSouth shall respond to Comcast Phone by providing a preliminary analysis of such Interconnection, Network Element, or other facility or service option that is the subject of the BFR or NBR. The preliminary analysis shall confirm that BellSouth will either offer access to the Interconnection, Network Element, or other facility or service option, or provide an explanation of why it is not technically feasible and/or why the request does not qualify as an Interconnection, Network Element, or is otherwise not required to be provided under the Act.

- 5.0 Comcast Phone may cancel a BFR or NBR at any time. If Comcast Phone cancels the request more than three (3) business days after submitting it, Comcast Phone shall pay BellSouth's reasonable and demonstrable costs of processing and/or implementing the BFR or NBR up to the date of cancellation.
- 6.0 BellSouth shall propose a firm price quote and a detailed implementation plan within twenty-five (25) business days of Comcast Phone's acceptance of the preliminary analysis.
- 7.0 If Comcast Phone accepts the preliminary analysis, BellSouth shall proceed with Comcast Phone's BFR/NBR, and Comcast Phone agrees to pay the non-refundable amount identified in the preliminary analysis for the initial work required to develop the project plan, create the design parameters, and establish all activities and resources required to complete the BFR/NBR. These costs will be referred to as "development" costs. The development costs identified in the preliminary analysis are fixed. If Comcast Phone cancels a BFR/NBR after BellSouth has received Comcast Phone's acceptance of the preliminary analysis, Comcast Phone agrees to pay BellSouth the reasonable, demonstrable, and actual costs, if any, directly related to complying with Comcast Phone's BFR/NBR up to the date of cancellation, to the extent such costs were not included in the non-refundable amount set forth above.
- 8.0 If Comcast Phone believes that BellSouth's firm price quote is not consistent with the requirements of the Act, Comcast Phone may seek FCC or state Commission arbitration of its request, as appropriate. Any such arbitration applicable to Network Elements and/or Interconnection shall be conducted in accordance with standards prescribed in Section 252 of the Act.
- 9.0 Unless Comcast Phone agrees otherwise, all prices shall be consistent with the pricing principles of the Act, FCC and/or the State Commission.
- 10.0 If either Party to a BFR or NBR believes that the other Party is not requesting, negotiating, or processing the Bona Fide Request in good faith, or disputes a determination, or price or cost quote, such Party may seek FCC or state Commission resolution of the dispute, as appropriate.
- 11.0 Upon agreement to the terms of a BFR or NBR, an amendment to the Agreement may be required.

**Amendment to the Agreement
Between
Comcast Phone, LLC. Comcast Phone II, Inc.
and
BellSouth Telecommunications, Inc.
Dated September 25, 2005**

Pursuant to this Amendment, (the "Amendment"), Comcast Phone, LLC. Comcast Phone II, Inc. (Comcast Phone), and BellSouth Telecommunications, Inc. (BellSouth), hereinafter referred to collectively as the "Parties", hereby agree to amend that certain Interconnection Agreement between the Parties dated September 25, 2005 (Agreement).

WHEREAS, on February 21, 2006, the Georgia Public Service Commission (Commission) issued a Letter Order in Docket No. 14361-U (Letter Order) establishing new UNE rates (New UNE Rates) to replace the rates previously ordered by the Commission on June 24, 2003 and September 22, 2003 in the first phase of Docket No. 14361-U (Old UNE Rates); and

WHEREAS, the Letter Order entitles BellSouth to recover the difference between the Old UNE Rates and the New UNE Rates for the period of time that BellSouth charged Comcast Phone the Old UNE Rates; and

WHEREAS, the Parties are obligated to amend the Agreement to replace the Old UNE Rates in the Agreement with the New UNE Rates established by the Commission in its Letter Order; and

NOW, THEREFORE, in consideration of the mutual provisions contained herein and other good and valuable consideration, the receipt and sufficiency of which are hereby acknowledged, the Parties hereby covenant and agree as follows:

1. The Parties hereby agree to incorporate into the Agreement the New UNE Rates set forth in Exhibit 1 to Attachment 1, Exhibit 2 to Attachment 2, Exhibit 3 to Attachment 3, and Exhibit 4 to Attachment 4, all as attached hereto and incorporated herein by this reference, and such rates shall apply to services provided in the State of Georgia only.
2. To the extent that the New UNE Rates set forth in Exhibit 1 to Attachment 1, Exhibit 2 to Attachment 2, and Exhibit 4 to Attachment 4, all attached hereto, conflict with any other rates in the Agreement, the rates in these attached Exhibits shall prevail for the State of Georgia.
3. Exhibit A to Attachment 3 of the Agreement shall be deleted in its entirety, and Exhibit 3 to Attachment 3 as attached hereto shall be substituted in lieu thereof.
4. For purposes of amending the Agreement to incorporate the New UNE Rates on a going-forward basis, this Amendment shall be deemed effective on March 31, 2006 (Amendment Effective Date). For purposes of the true up of the difference between New UNE Rates set forth in the Letter Order and Old UNE Rates for the period of time that BellSouth billed Comcast Phone the Old UNE Rates, the New UNE Rates for Attachment 3 of the Agreement shall become effective on

September 25, 2005, and the New UNE Rates for Attachments 1, 2 and 4 of the Agreement shall become effective on September 25, 2005.

5. All of the other provisions of the Agreement shall remain in full force and effect.
6. Either or both of the Parties is authorized to submit this Amendment to the respective state regulatory authorities for approval subject to Section 252(e) of the Federal Telecommunications Act of 1996.

IN WITNESS WHEREOF, the Parties have executed this Amendment the day and year written below.

BellSouth Telecommunications, Inc.

By: Kristen E. Shore

Name: Kristen E. Shore

Title: Director

Date: 5/30/06

Comcast Phone, LLC. Comcast Phone II, Inc.

By: Catherine Avgiris

Name: CATHERINE AVGIRIS

Title: SVP & GM

Date: 5/19/06

Version: GA UNE Rate Remand Amendment
04/21/06

[CCCS Amendment 3 of 20]

RESALE DISCOUNTS & RATES - Georgia													Attachment: 1 Exh: D				
CATEGORY	RATE ELEMENTS		Interim	Zone	BCS	USOC	RATES(\$)				Svc Order Submitted Elec per LSR	Svc Order Submitted Manually per LSR	Incremental Charge - Manual Svc Order vs. Electronic-1st	Incremental Charge - Manual Svc Order vs. Electronic-Add'l	Incremental Charge - Manual Svc Order vs. Electronic-Disc 1st	Incremental Charge - Manual Svc Order vs. Electronic-Disc Add'l	
								Nonrecurring		Nonrecurring Disconnect		OSS Rates(\$)					
							Rec	First	Add'l	First	Add'l	SOMECH	SOMAN	SOMAN	SOMAN	SOMAN	SOMAN
OPERATIONS SUPPORT SYSTEMS (OSS) - "STATE SPECIFIC RATES"																	
NOTE: (1) CLEC should contact its contract negotiator if it prefers the "Regional" OSS charges as ordered by the State Commissions. The OSS charges currently contained in this rate exhibit are the BellSouth "state" service ordering charges. CLEC may ele																	
NOTE: (2) OSS - Electronic Service Order Charge, Per Local Service Request (LSR) - Resale Only = \$110.00 Per Each Additional 1000 Orders Per Month																	
		OSS - Electronic Service Order Charge, Per Local Service Request (LSR) - Resale Only Per First 1000 Orders Per Month				SOMGA	550.00										
		OSS - Electronic Service Order Charge, Per Local Service Request (LSR) - Resale Only				SOMECH		0.00	0.00	0.00	0.00						
		OSS - Manual Service Order Charge, Per Local Service Request (LSR) - Resale Only				SOMAN		21.97	0.00	21.97	0.00						
ODUF/EODUF SERVICES																	
OPTIONAL DAILY USAGE FILE (ODUF)																	
		ODUF: Recording, per message					0.000007										
		ODUF: Message Processing, per message					0.002165										
		ODUF: Message Processing, per Magnetic Tape provisioned					36.02										
		ODUF: Data Transmission (CONNECT:DIRECT), per message					0.00010888										
ENHANCED OPTIONAL DAILY USAGE FILE (EODUF)																	
		EODUF: Message Processing, per message					0.229077										

UNBUNDLED NETWORK ELEMENTS - Georgia												Attachment 2 Exh: A					
CATEGORY	RATE ELEMENTS					Interim	Zone	BCS	USOC	RATES(\$)		Svc Order Submitted Elec per LSR	Svc Order Submitted Manually per LSR	Incremental Charge - Manual Svc Order vs. Electronic-1st	Incremental Charge - Manual Svc Order vs. Electronic-Add'l	Incremental Charge - Manual Svc Order vs. Electronic-Disc 1st	Incremental Charge - Manual Svc Order vs. Electronic-Disc Add'l
									Rec	Nonrecurring		Nonrecurring Disconnect		OSS Rates(\$)			
										First	Add'l	First	Add'l	SOMECA	SOMAN	SOMAN	SOMAN
The "Zone" shown in the sections for stand-alone loops or loops as part of a combination refers to Geographically Deaveraged UNE Zones. To view Geographically Deaveraged UNE Zone Designations by Central Office, refer to internet Website: http://www.interconnection.bellsouth.com/become_a_clec/html/interconnection.htm																	
OPERATIONS SUPPORT SYSTEMS (OSS) - "STATE SPECIFIC RATES"																	
NOTE: (1) CLEC should contact its contract negotiator if it prefers the "regional" OSS charges as ordered by the State Commissions. The OSS charges currently contained in this rate exhibit are the BellSouth "statel" service ordering charges. CLEC may el																	
NOTE: (2) Any element that can be ordered electronically will be billed according to the SOMECA rate listed in this category. Please refer to BellSouth's Local Ordering Handbook (LOH) to determine if a product can be ordered electronically. For those el																	
NOTE: (3) OSS - Electronic Service Order Charge, Per Local Service Request (LSR) - UNE Only = \$110.00 Per Each Additional 1000 Orders Per Month																	
		OSS - Electronic Service Order Charge, Per Local Service Request (LSR) - UNE Only Per First 1000 Orders Per Month						SOMGA	550.00								
		OSS - Electronic Service Order Charge, Per Local Service Request (LSR) - UNE Only						SOMECA	0.00	0.00	0.00	0.00					
		OSS - Manual Service Order Charge, Per Local Service Request (LSR) - UNE Only						SOMAN	11.71	0.00	6.13	0.00					
UNBUNDLED EXCHANGE ACCESS LOOP																	
2-WIRE ANALOG VOICE GRADE LOOP																	
		2-Wire Analog Voice Grade Loop - Service Level 1- Zone 1		1	UEANL	UEAL2	12.08	39.98	9.98	5.61	1.72						
		2-Wire Analog Voice Grade Loop - Service Level 1- Zone 2		2	UEANL	UEAL2	17.43	39.98	9.98	5.61	1.72						
		2-Wire Analog Voice Grade Loop - Service Level 1- Zone 3		3	UEANL	UEAL2	35.09	39.98	9.98	5.61	1.72						
		2-Wire Analog Voice Grade Loop - Service Level 1- Zone 1		1	UEANL	UEASL	12.08	39.98	9.98	5.61	1.72						
		2-Wire Analog Voice Grade Loop - Service Level 1- Zone 2		2	UEANL	UEASL	17.43	39.98	9.98	5.61	1.72						
		2-Wire Analog Voice Grade Loop - Service Level 1- Zone 3		3	UEANL	UEASL	35.09	39.98	9.98	5.61	1.72						
		Manual Order Coordination for UVL-SL1s (per loop)			UEANL	UEAMC		18.90	18.90								
		Order Coordination for Specified Conversion Time for UVL-SL1 (per LSR)			UEANL	OCOSL		57.73									
		Unbundled Non-Design Voice Loop, billing for BST providing make-up (Engineering Information - E.I.)			UEANL	UEANM		7.29	7.29								
2-WIRE UNBUNDLED COPPER LOOP - NON-DESIGNED																	
		2 Wire Unbundled Copper Loop Non-Designed- Zone 1		1	UEQ	UEQ2X	11.02	44.69	22.40	0.00	0.00						
		2 Wire Unbundled Copper Loop Non-Designed- Zone 2		2	UEQ	UEQ2X	12.72	44.69	22.40	0.00	0.00						
		2 Wire Unbundled Copper Loop Non-Designed- Zone 3		3	UEQ	UEQ2X	20.22	44.69	22.40	0.00	0.00						
		Manual Order Coordination 2 Wire Unbundled Copper Loop - Non-Designed (per loop)			UEQ	USBMC		18.90	18.90								
		Unbundled Copper Loop - Non-Design, billing for BST providing make-up (Engineering Information - E.I.)			UEQ	UEQMU		7.29	7.29								
UNBUNDLED EXCHANGE ACCESS LOOP																	
2-WIRE ANALOG VOICE GRADE LOOP																	
		2-Wire Analog Voice Grade Loop - Service Level 2 w/Loop or Ground Start Signaling - Zone 1		1	UEA	UEAL2	13.32	79.78	24.62	18.90	7.86						
		2-Wire Analog Voice Grade Loop - Service Level 2 w/Loop or Ground Start Signaling - Zone 2		2	UEA	UEAL2	18.66	79.78	24.62	18.90	7.86						
		2-Wire Analog Voice Grade Loop - Service Level 2 w/Loop or Ground Start Signaling - Zone 3		3	UEA	UEAL2	36.33	79.78	24.62	18.90	7.86						
		2-Wire Analog Voice Grade Loop - Service Level 2 w/Reverse Battery Signaling - Zone 1		1	UEA	UEAR2	13.32	79.78	24.62	18.90	7.86						
		2-Wire Analog Voice Grade Loop - Service Level 2 w/Reverse Battery Signaling - Zone 2		2	UEA	UEAR2	18.66	79.78	24.62	18.90	7.86						
		2-Wire Analog Voice Grade Loop - Service Level 2 w/Reverse Battery Signaling - Zone 3		3	UEA	UEAR2	36.33	79.78	24.62	18.90	7.86						
		Switch-as-is Conversion rate per UNE Loop, Single LSR (per DS0)*			UEA	URES		5.69	5.69								
		Switch-as-is Conversion rate per UNE Loop, Spreadsheet (per DS0)*			UEA	URES		5.69	5.69								
4-WIRE ANALOG VOICE GRADE LOOP																	
		4-Wire Analog Voice Grade Loop - Zone 1		1	UEA	UEAL4	21.04	92.92	28.14	19.50	8.12						
		4-Wire Analog Voice Grade Loop - Zone 2		2	UEA	UEAL4	24.49	92.92	28.14	19.50	8.12						
		4-Wire Analog Voice Grade Loop - Zone 3		3	UEA	UEAL4	33.40	92.92	28.14	19.50	8.12						
		Switch-as-is Conversion rate per UNE Loop, Single LSR (per DS0)*			UEA	URES		5.69	5.69								

UNBUNDLED NETWORK ELEMENTS - Georgia											Attachment 2 Exh: A						
CATEGORY	RATE ELEMENTS		Interim	Zone	BCS	USOC	RATES(\$)				Svc Order Submitted Elec per LSR	Svc Order Submitted Manually per LSR	Incremental Charge - Manual Svc Order vs. Electronic-1st	Incremental Charge - Manual Svc Order vs. Electronic-Add'l	Incremental Charge - Manual Svc Order vs. Electronic-Disc 1st	Incremental Charge - Manual Svc Order vs. Electronic-Disc Add'l	
												OSS Rates(\$)					
							Rec	First	Add'l	First	Add'l	SOMEc	SOMAN	SOMAN	SOMAN	SOMAN	SOMAN
		Switch-as-is Conversion rate per UNE Loop, Spreadsheet (per DS0)*			UEA	URESP		5.69	5.69								
	2-WIRE ISDN DIGITAL GRADE LOOP																
		2-Wire ISDN Digital Grade Loop - Zone 1		1	UDN	U1L2X	21.89	180.06	35.25	18.23	6.97						
		2-Wire ISDN Digital Grade Loop - Zone 2		2	UDN	U1L2X	25.27	180.06	35.25	18.23	6.97						
		2-Wire ISDN Digital Grade Loop - Zone 3		3	UDN	U1L2X	40.17	180.06	35.25	18.23	6.97						
	2-WIRE ASYMMETRICAL DIGITAL SUBSCRIBER LINE (ADSL) COMPATIBLE LOOP																
		2 Wire Unbundled ADSL Loop including manual service inquiry & facility reservation - Zone 1		1	UAL	UAL2X	11.23	44.69	31.55	0.00	0.00						
		2 Wire Unbundled ADSL Loop including manual service inquiry & facility reservation - Zone 2		2	UAL	UAL2X	12.97	44.69	31.55	0.00	0.00						
		2 Wire Unbundled ADSL Loop including manual service inquiry & facility reservation - Zone 3		3	UAL	UAL2X	20.62	44.69	31.55	0.00	0.00						
		2 Wire Unbundled ADSL Loop without manual service inquiry & facility reservaton - Zone 1		1	UAL	UAL2W	11.23	44.69	31.55	0.00	0.00						
		2 Wire Unbundled ADSL Loop without manual service inquiry & facility reservaton - Zone 2		2	UAL	UAL2W	12.97	44.69	31.55	0.00	0.00						
		2 Wire Unbundled ADSL Loop without manual service inquiry & facility reservaton - Zone 3		3	UAL	UAL2W	20.62	44.69	31.55	0.00	0.00						
	2-WIRE HIGH BIT RATE DIGITAL SUBSCRIBER LINE (HDSL) COMPATIBLE LOOP																
		2 Wire Unbundled HDSL Loop including manual service inquiry & facility reservation - Zone 1		1	UHL	UHL2X	7.88	44.69	31.55	0.00	0.00						
		2 Wire Unbundled HDSL Loop including manual service inquiry & facility reservation - Zone 2		2	UHL	UHL2X	9.09	44.69	31.55	0.00	0.00						
		2 Wire Unbundled HDSL Loop including manual service inquiry & facility reservation - Zone 3		3	UHL	UHL2X	14.48	44.69	31.55	0.00	0.00						
		2 Wire Unbundled HDSL Loop without manual service inquiry and facility reservation - Zone 1		1	UHL	UHL2W	7.88	44.69	31.55	0.00	0.00						
		2 Wire Unbundled HDSL Loop without manual service inquiry and facility reservation - Zone 2		2	UHL	UHL2W	9.09	44.69	31.55	0.00	0.00						
		2 Wire Unbundled HDSL Loop without manual service inquiry and facility reservation - Zone 3		3	UHL	UHL2W	14.48	44.69	31.55	0.00	0.00						
	4-WIRE HIGH BIT RATE DIGITAL SUBSCRIBER LINE (HDSL) COMPATIBLE LOOP																
		4 Wire Unbundled HDSL Loop including manual service inquiry and facility reservation - Zone 1		1	UHL	UHL4X	10.39	44.69	31.55	0.00	0.00						
		4-Wire Unbundled HDSL Loop including manual service inquiry and facility reservation - Zone 2		2	UHL	UHL4X	12.00	44.69	31.55	0.00	0.00						
		4-Wire Unbundled HDSL Loop including manual service inquiry and facility reservation - Zone 3		3	UHL	UHL4X	19.07	44.69	31.55	0.00	0.00						
		4-Wire Unbundled HDSL Loop without manual service inquiry and facility reservation - Zone 1		1	UHL	UHL4W	10.39	44.69	31.55	0.00	0.00						
		4-Wire Unbundled HDSL Loop without manual service inquiry and facility reservation - Zone 2		2	UHL	UHL4W	12.00	44.69	31.55	0.00	0.00						
		4-Wire Unbundled HDSL Loop without manual service inquiry and facility reservation - Zone 3		3	UHL	UHL4W	19.07	44.69	31.55	0.00	0.00						
	4-WIRE DS1 DIGITAL LOOP																
		4-Wire DS1 Digital Loop - Zone 1		1	USL	USLXX	49.41	211.72	72.42	38.20	7.19						
		4-Wire DS1 Digital Loop - Zone 2		2	USL	USLXX	52.55	211.72	72.42	38.20	7.19						
		4-Wire DS1 Digital Loop - Zone 3		3	USL	USLXX	68.40	211.72	72.42	38.20	7.19						
		Switch-as-is Conversion rate per UNE Loop, Single LSR (per DS1)*			USL	URES		5.69	5.69								
		Switch-as-is Conversion rate per UNE Loop, Spreadsheet (per DS1)*			USL	URES		5.69	5.69								
	4-WIRE 19.2, 56 OR 64 KBPS DIGITAL GRADE LOOP																
		4 Wire Unbundled Digital Loop 2.4 Kbps - Zone 1		1	UDL	UDL2X	25.81	196.47	36.96	18.80	7.19						
		4 Wire Unbundled Digital Loop 2.4 Kbps - Zone 2		2	UDL	UDL2X	31.54	196.47	36.96	18.80	7.19						
		4 Wire Unbundled Digital Loop 2.4 Kbps - Zone 3		3	UDL	UDL2X	42.38	196.47	36.96	18.80	7.19						
		4 Wire Unbundled Digital Loop 4.8 Kbps - Zone 1		1	UDL	UDL4X	25.81	196.47	36.96	18.80	7.19						
		4 Wire Unbundled Digital Loop 4.8 Kbps - Zone 2		2	UDL	UDL4X	31.54	196.47	36.96	18.80	7.19						

UNBUNDLED NETWORK ELEMENTS - Georgia													Attachment 2 Exh: A			
CATEGORY		RATE ELEMENTS	Interi m	Zone	BCS	USOC	RATES(\$)				Svc Order Submitted Elec per LSR	Svc Order Submitted Manually per LSR	Incremental Charge - Manual Svc Order vs. Electronic- 1st	Incremental Charge - Manual Svc Order vs. Electronic- Add'l	Incremental Charge - Manual Svc Order vs. Electronic- Disc 1st	Incremental Charge - Manual Svc Order vs. Electronic- Disc Add'l
							Rec	Nonrecurring		Nonrecurring Disconnect		OSS Rates(\$)				
								First	Add'l	First	Add'l	SOMEc	SOMAN	SOMAN	SOMAN	SOMAN
		4 Wire Unbundled Digital Loop 4.8 Kbps - Zone 3		3	UDL	UDL4X	42.38	196.47	36.96	18.80	7.19					
		4 Wire Unbundled Digital Loop 9.6 Kbps - Zone 1		1	UDL	UDL9X	25.81	196.47	36.96	18.80	7.19					
		4 Wire Unbundled Digital Loop 9.6 Kbps - Zone 2		2	UDL	UDL9X	31.54	196.47	36.96	18.80	7.19					
		4 Wire Unbundled Digital Loop 9.6 Kbps - Zone 3		3	UDL	UDL9X	42.38	196.47	36.96	18.80	7.19					
		4 Wire Unbundled Digital 19.2 Kbps - Zone 1		1	UDL	UDL19	25.81	196.47	36.96	18.80	7.19					
		4 Wire Unbundled Digital 19.2 Kbps - Zone 2		2	UDL	UDL19	31.54	196.47	36.96	18.80	7.19					
		4 Wire Unbundled Digital 19.2 Kbps - Zone 3		3	UDL	UDL19	42.38	196.47	36.96	18.80	7.19					
		4 Wire Unbundled Digital Loop 56 Kbps - Zone 1		1	UDL	UDL56	25.81	196.47	36.96	18.80	7.19					
		4 Wire Unbundled Digital Loop 56 Kbps - Zone 2		2	UDL	UDL56	31.54	196.47	36.96	18.80	7.19					
		4 Wire Unbundled Digital Loop 56 Kbps - Zone 3		3	UDL	UDL56	42.38	196.47	36.96	18.80	7.19					
		4 Wire Unbundled Digital Loop 64 Kbps - Zone 1		1	UDL	UDL64	25.81	196.47	36.96	18.80	7.19					
		4 Wire Unbundled Digital Loop 64 Kbps - Zone 2		2	UDL	UDL64	31.54	196.47	36.96	18.80	7.19					
		4 Wire Unbundled Digital Loop 64 Kbps - Zone 3		3	UDL	UDL64	42.38	196.47	36.96	18.80	7.19					
		Switch-as-is Conversion rate per UNE Loop, Single LSR (per DS0)*			UDL	URES		5.69	5.69							
		Switch-as-is Conversion rate per UNE Loop, Spreadsheet (per DS0)*			UDL	URESP		5.69	5.69							
		2-WIRE Unbundled COPPER LOOP														
		2-Wire Unbundled Copper Loop-Designed including manual service inquiry & facility reservation - Zone 1		1	UCL	UCLPB	12.02	44.69	31.55	0.00	0.00					
		2-Wire Unbundled Copper Loop-Designed including manual service inquiry & facility reservation - Zone 2		2	UCL	UCLPB	13.88	44.69	31.55	0.00	0.00					
		2 Wire Unbundled Copper Loop-Designed including manual service inquiry & facility reservation - Zone 3		3	UCL	UCLPB	22.07	44.69	31.55	0.00	0.00					
		2-Wire Unbundled Copper Loop-Designed without manual service inquiry and facility reservation - Zone 1		1	UCL	UCLPW	12.02	44.69	31.55	0.00	0.00					
		2-Wire Unbundled Copper Loop-Designed without manual service inquiry and facility reservation - Zone 2		2	UCL	UCLPW	13.88	44.69	31.55	0.00	0.00					
		2-Wire Unbundled Copper Loop-Designed without manual service inquiry and facility reservation - Zone 3		3	UCL	UCLPW	22.07	44.69	31.55	0.00	0.00					
		Order Coordination for Unbundled Copper Loops (per loop)			UCL	UCLMC		18.90	18.90							
		4-WIRE COPPER LOOP														
		4-Wire Copper Loop-Designed including manual service inquiry and facility reservation - Zone 1		1	UCL	UCL4S	16.65	44.69	31.55	0.00	0.00					
		4-Wire Copper Loop-Designed including manual service inquiry and facility reservation - Zone 2		2	UCL	UCL4S	19.22	44.69	31.55	0.00	0.00					
		4-Wire Copper Loop-Designed including manual service inquiry and facility reservation - Zone 3		3	UCL	UCL4S	30.55	44.69	31.55	0.00	0.00					
		4-Wire Copper Loop-Designed without manual service inquiry and facility reservation - Zone 1		1	UCL	UCL4W	16.65	44.69	31.55	0.00	0.00					
		4-Wire Copper Loop-Designed without manual service inquiry and facility reservation - Zone 2		2	UCL	UCL4W	19.22	44.69	31.55	0.00	0.00					
		4-Wire Copper Loop-Designed without manual service inquiry and facility reservation - Zone 3		3	UCL	UCL4W	30.55	44.69	31.55	0.00	0.00					
		Order Coordination for Unbundled Copper Loops (per loop)			UCL	UCLMC		18.90	18.90							
		Order Coordination for Specified Conversion Time (per LSR)			UEA, UDN, UAL, UHL, UDL, USL	OCOSL		57.73								
UNE LOOP COMMINGLING																
UNE LOOP COMMINGLING (Loop as part of a Multi-bandwidth commingling arrangement)																
2-WIRE ANALOG VOICE GRADE LOOP - COMMINGLING																
		2-Wire Analog Voice Grade Loop - Service Level 2 w/Loop or Ground Start Signaling - Zone 1		1	NTCVG	UEAL2	13.32	79.78	24.62	18.90	7.86					
		2-Wire Analog Voice Grade Loop - Service Level 2 w/Loop or Ground Start Signaling - Zone 2		2	NTCVG	UEAL2	18.66	79.78	24.62	18.90	7.86					
		2-Wire Analog Voice Grade Loop - Service Level 2 w/Loop or Ground Start Signaling - Zone 3		3	NTCVG	UEAL2	36.33	79.78	24.62	18.90	7.86					
		2-Wire Analog Voice Grade Loop - Service Level 2 w/Reverse Battery Signaling - Zone 1		1	NTCVG	UEAR2	13.32	79.78	24.62	18.90	7.86					

UNBUNDLED NETWORK ELEMENTS - Georgia											Attachment 2 Exh: A						
CATEGORY	RATE ELEMENTS		Interim	Zone	BCS	USOC	RATES(\$)				Svc Order Submitted Elec per LSR	Svc Order Submitted Manually per LSR	Incremental Charge - Manual Svc Order vs. Electronic-1st	Incremental Charge - Manual Svc Order vs. Electronic-Add'l	Incremental Charge - Manual Svc Order vs. Electronic-Disc 1st	Incremental Charge - Manual Svc Order vs. Electronic-Disc Add'l	
								Nonrecurring		Nonrecurring Disconnect		OSS Rates(\$)					
							Rec	First	Add'l	First	Add'l	SOMEc	SOMAN	SOMAN	SOMAN	SOMAN	SOMAN
		2-Wire Analog Voice Grade Loop - Service Level 2 w/Reverse Battery Signaling - Zone 2		2	NTCVG	UEAR2	18.66	79.78	24.62	18.90	7.86						
		2-Wire Analog Voice Grade Loop - Service Level 2 w/Reverse Battery Signaling - Zone 3		3	NTCVG	UEAR2	36.33	79.78	24.62	18.90	7.86						
		Switch-as-is Conversion rate per UNE Loop, Single LSR (per DS0)*			NTCVG	URES		5.69	5.69								
		Switch-as-is Conversion rate per UNE Loop, Spreadsheet (per DS0)*			NTCVG	URESP		5.69	5.69								
	4-WIRE ANALOG VOICE GRADE LOOP																
		4-Wire Analog Voice Grade Loop - Zone 1		1	NTCVG	UEAL4	21.04	92.92	28.14	19.50	8.12						
		4-Wire Analog Voice Grade Loop - Zone 2		2	NTCVG	UEAL4	24.49	92.92	28.14	19.50	8.12						
		4-Wire Analog Voice Grade Loop - Zone 3		3	NTCVG	UEAL4	33.40	92.92	28.14	19.50	8.12						
		Switch-as-is Conversion rate per UNE Loop, Single LSR (per DS0)*			NTCVG	URES		5.69	5.69								
		Switch-as-is Conversion rate per UNE Loop, Spreadsheet (per DS0)*			NTCVG	URESP		5.69	5.69								
	4-WIRE DS1 DIGITAL LOOP - COMMINGLING																
		4-Wire DS1 Digital Loop - Zone 1		1	NTCD1	USLXX	49.41	211.72	72.42	38.20	7.19						
		4-Wire DS1 Digital Loop - Zone 2		2	NTCD1	USLXX	52.55	211.72	72.42	38.20	7.19						
		4-Wire DS1 Digital Loop - Zone 3		3	NTCD1	USLXX	68.40	211.72	72.42	38.20	7.19						
		Switch-as-is Conversion rate per UNE Loop, Single LSR (per DS1)*			NTCD1	URES		5.69	5.69								
		Switch-as-is Conversion rate per UNE Loop, Spreadsheet (per DS1)*			NTCD1	URESP		5.69	5.69								
	4-WIRE 19.2, 56 OR 64 KBPS DIGITAL GRADE LOOP - COMMINGLING																
		4 Wire Unbundled Digital Loop 2.4 Kbps - Zone 1		1	NTCUD	UDL2X	25.81	196.47	36.96	18.80	7.19						
		4 Wire Unbundled Digital Loop 2.4 Kbps - Zone 2		2	NTCUD	UDL2X	31.54	196.47	36.96	18.80	7.19						
		4 Wire Unbundled Digital Loop 2.4 Kbps - Zone 3		3	NTCUD	UDL2X	42.38	196.47	36.96	18.80	7.19						
		4 Wire Unbundled Digital Loop 4.8 Kbps - Zone 1		1	NTCUD	UDL4X	25.81	196.47	36.96	18.80	7.19						
		4 Wire Unbundled Digital Loop 4.8 Kbps - Zone 2		2	NTCUD	UDL4X	31.54	196.47	36.96	18.80	7.19						
		4 Wire Unbundled Digital Loop 4.8 Kbps - Zone 3		3	NTCUD	UDL4X	42.38	196.47	36.96	18.80	7.19						
		4 Wire Unbundled Digital Loop 9.6 Kbps - Zone 1		1	NTCUD	UDL9X	25.81	196.47	36.96	18.80	7.19						
		4 Wire Unbundled Digital Loop 9.6 Kbps - Zone 2		2	NTCUD	UDL9X	31.54	196.47	36.96	18.80	7.19						
		4 Wire Unbundled Digital Loop 9.6 Kbps - Zone 3		3	NTCUD	UDL9X	42.38	196.47	36.96	18.80	7.19						
		4 Wire Unbundled Digital 19.2 Kbps - Zone 1		1	NTCUD	UDL19	25.81	196.47	36.96	18.80	7.19						
		4 Wire Unbundled Digital 19.2 Kbps - Zone 2		2	NTCUD	UDL19	31.54	196.47	36.96	18.80	7.19						
		4 Wire Unbundled Digital 19.2 Kbps - Zone 3		3	NTCUD	UDL19	42.38	196.47	36.96	18.80	7.19						
		4 Wire Unbundled Digital Loop 56 Kbps - Zone 1		1	NTCUD	UDL56	25.81	196.47	36.96	18.80	7.19						
		4 Wire Unbundled Digital Loop 56 Kbps - Zone 2		2	NTCUD	UDL56	31.54	196.47	36.96	18.80	7.19						
		4 Wire Unbundled Digital Loop 56 Kbps - Zone 3		3	NTCUD	UDL56	42.38	196.47	36.96	18.80	7.19						
		4 Wire Unbundled Digital Loop 64 Kbps - Zone 1		1	NTCUD	UDL64	25.81	196.47	36.96	18.80	7.19						
		4 Wire Unbundled Digital Loop 64 Kbps - Zone 2		2	NTCUD	UDL64	31.54	196.47	36.96	18.80	7.19						
		4 Wire Unbundled Digital Loop 64 Kbps - Zone 3		3	NTCUD	UDL64	42.38	196.47	36.96	18.80	7.19						
		Order Coordination for Specified Conversion Time (per LSR)			NTCVG, NTCUD, NTCD1	OCOSL		57.73									
		Switch-as-is Conversion rate per UNE Loop, Single LSR (per DS0)*			NTCUD	URES		5.69	5.69								
		Switch-as-is Conversion rate per UNE Loop, Spreadsheet (per DS0)*			NTCUD	URESP		5.69	5.69								
LOOP MODIFICATION																	
		Unbundled Loop Modification, Removal of Load Coils - 2 Wire pair less than or equal to 18k ft, per Unbundled Loop			UAL, UHL, UCL, UEQ, ULS, UEA, UEANL, UEPSR, UEPSB	ULM2L		0.00	0.00								
		Unbundled Loop Modification Removal of Load Coils - 4 Wire less than or equal to 18K ft, per Unbundled Loop			UHL, UCL, UEA	ULM4L		0.00	0.00								

UNBUNDLED NETWORK ELEMENTS - Georgia											Attachment 2 Exh: A					
CATEGORY	RATE ELEMENTS		Interi m	Zone	BCS	USOC	RATES(\$)				Svc Order Submitted Elec per LSR	Svc Order Submitted Manually per LSR	Incremental Charge - Manual Svc Order vs. Electronic- 1st	Incremental Charge - Manual Svc Order vs. Electronic- Add'l	Incremental Charge - Manual Svc Order vs. Electronic- Disc 1st	Incremental Charge - Manual Svc Order vs. Electronic- Disc Add'l
							Rec	Nonrecurring		Nonrecurring Disconnect		OSS Rates(\$)				
					UAL, UHL, UCL, UEQ, ULS, UEA, UEANL, UEPSR, UEPSB	ULMBT		First	Add'l	First	Add'l	SOMEc	SOMAN	SOMAN	SOMAN	SOMAN
		Unbundled Loop Modification Removal of Bridged Tap Removal, per Unbundled Loop						17.91								
SUB-LOOPS																
	Sub-Loop Distribution															
		Sub-Loop - Per Cross Box Location - CLEC Feeder Facility Set-Up			UEANL, UEF	USBSA		255.51								
		Sub-Loop - Per Cross Box Location - Per 25 Pair Panel Set-Up			UEANL, UEF	USBSB		7.29								
		Sub-Loop - Per Building Equipment Room - CLEC Feeder Facility Set-Up			UEANL	USBSC		174.92								
		Sub-Loop - Per Building Equipment Room - Per 25 Pair Panel Set-Up			UEANL	USBSD		51.56								
		Unbundled Sub-Loops, Riser Cable, 2-Wire per Loop, Working and Spare Loop Activation			UEANL	USBRC	3.71	28.43	3.85	2.20	0.01					
		Unbundled Sub-Loops, Riser Cable, 4-Wire per Loop, Working and Spare Loop Activation			UEANL	USBRD	7.90	31.04	4.79	2.27	0.01					
		Sub-Loop Distribution Per 2-Wire Analog Voice Grade Loop - Zone 1		1	UEANL	USBN2	7.45	28.43	3.85	2.20	0.01					
		Sub-Loop Distribution Per 2-Wire Analog Voice Grade Loop - Zone 2		2	UEANL	USBN2	11.18	28.43	3.85	2.20	0.01					
		Sub-Loop Distribution Per 2-Wire Analog Voice Grade Loop - Zone 3		3	UEANL	USBN2	21.46	28.43	3.85	2.20	0.01					
		Sub-Loop Distribution Per 4-Wire Analog Voice Grade Loop - Zone 1		1	UEANL	USBN4	6.91	31.04	4.79	2.27	0.01					
		Sub-Loop Distribution Per 4-Wire Analog Voice Grade Loop - Zone 2		2	UEANL	USBN4	10.98	31.04	4.79	2.27	0.01					
		Sub-Loop Distribution Per 4-Wire Analog Voice Grade Loop - Zone 3		3	UEANL	USBN4	20.32	31.04	4.79	2.27	0.01					
		Order Coordination for Unbundled Sub-Loops, per sub-loop pair			UEANL	USBMC		18.90	18.90							
		Sub-Loop 2-Wire Intrabuilding Network Cable (INC)			UEANL	USBR2	3.71	28.43	3.85	2.20	0.01					
		Order Coordination for Unbundled Sub-Loops, per sub-loop pair			UEANL	USBMC		18.90	18.90							
		Sub-Loop 4-Wire Intrabuilding Network Cable (INC)			UEANL	USBR4	7.90	31.04	4.79	2.27	0.01					
		Order Coordination for Unbundled Sub-Loops, per sub-loop pair			UEANL	USBMC		18.90	18.90							
		2 Wire Copper Unbundled Sub-Loop Distribution - Zone 1		1	UEF	UCS2X	6.88	28.43	3.85	2.20	0.01					
		2 Wire Copper Unbundled Sub-Loop Distribution - Zone 2		2	UEF	UCS2X	8.32	28.43	3.85	2.20	0.01					
		2 Wire Copper Unbundled Sub-Loop Distribution - Zone 3		3	UEF	UCS2X	10.26	28.43	3.85	2.20	0.01					
		Order Coordination for Unbundled Sub-Loops, per sub-loop pair			UEF	USBMC		18.90	18.90							
		4 Wire Copper Unbundled Sub-Loop Distribution - Zone 1		1	UEF	UCS4X	7.55	31.04	4.79	2.27	0.01					
		4 Wire Copper Unbundled Sub-Loop Distribution - Zone 2		2	UEF	UCS4X	7.12	31.04	4.79	2.27	0.01					
		4 Wire Copper Unbundled Sub-Loop Distribution - Zone 3		3	UEF	UCS4X	10.26	31.04	4.79	2.27	0.01					
		Order Coordination for Unbundled Sub-Loops, per sub-loop pair			UEF	USBMC		18.90	18.90							
		Unbundled Sub-Loop Modification														
		Unbundled Sub-Loop Modification - 2-W Copper Dist Load Coil/Equip Removal per 2-W PR			UEF	ULM2X		0.00	0.00							
		Unbundled Sub-loop Modification - 4-W Copper Dist Load Coil/Equip Removal per 4-W PR			UEF	ULM4X		0.00	0.00							
		Unbundled Loop Modification, Removal of bridge Tap, per unbundled loop			UEF	ULMBT		0.00	0.00							
		Unbundled Network Terminating Wire (UNTW)														
		Unbundled Network Terminating Wire (UNTW) per Pair			UENTW	UENPP	0.5325	25.10	12.27							
		Network Interface Device (NID)														
		Network Interface Device (NID) - 1-2 lines			UENTW	UND12		32.82	20.67							

UNBUNDLED NETWORK ELEMENTS - Georgia											Attachment 2 Exh: A						
CATEGORY	RATE ELEMENTS		Interim	Zone	BCS	USOC	RATES(\$)				Svc Order Submitted Elec per LSR	Svc Order Submitted Manually per LSR	Incremental Charge - Manual Svc Order vs. Electronic-1st	Incremental Charge - Manual Svc Order vs. Electronic-Add'l	Incremental Charge - Manual Svc Order vs. Electronic-Disc 1st	Incremental Charge - Manual Svc Order vs. Electronic-Disc Add'l	
							Rec	Nonrecurring		Nonrecurring Disconnect		OSS Rates(\$)					
								First	Add'l	First	Add'l	SOMEc	SOMAN	SOMAN	SOMAN	SOMAN	SOMAN
		Network Interface Device (NID) - 1-6 lines			UENTW	UND16		55.97	43.82								
		Network Interface Device Cross Connect - 2 W			UENTW	UNDC2		2.45	2.45								
		Network Interface Device Cross Connect - 4W			UENTW	UNDC4		2.45	2.45								
LOOP MAKE-UP																	
		Loop Makeup - Preordering Without Reservation, per working or spare facility queried (Manual).			UMK	UMKLW		15.18	15.18								
		Loop Makeup - Preordering With Reservation, per spare facility queried (Manual).			UMK	UMKLP		19.83	19.83								
		Loop Makeup--With or Without Reservation, per working or spare facility queried (Mechanized)			UMK	UMKMQ		0.823	0.823								
LINE SPLITTING																	
	END USER ORDERING-CENTRAL OFFICE BASED																
		Line Splitting - per line activation BST owned - physical			UEPSR UEPSB	UREBP	0.0197	34.43	22.35	10.38	7.34						
		Line Splitting - per line activation BST owned - virtual			UEPSR UEPSB	UREBV	0.0188	34.43	22.35	10.38	7.34						
	PHYSICAL COLLOCATION																
		Physical Collocation-2 Wire Cross Connects (Loop) for Line Splitting			UEPSR UEPSB	PE1LS	0.0202	0.00	0.00								
	VIRTUAL COLLOCATION																
		Virtual Collocation-2 Wire Cross Connects (Loop) for Line Splitting			UEPSR UEPSB	VE1LS	0.0192	0.00	0.00	0.00	0.00						
UNBUNDLED DEDICATED TRANSPORT																	
	INTEROFFICE CHANNEL - DEDICATED TRANSPORT																
		Interoffice Channel - 2-Wire Voice Grade - per mile			U1TVX	1L5XX	0.0059										
		Interoffice Channel - 2-Wire Voice Grade - Facility Termination			U1TVX	U1TV2	13.15	48.41	19.46	16.56	4.99						
		Interoffice Channel - 2-Wire Voice Grade Rev Bat. - per mile			U1TVX	1L5XX	0.0059										
		Interoffice Channel - 2-Wire VG Rev Bat. - Facility Termination			U1TVX	U1TR2	13.15	48.41	19.46	16.56	4.99						
		Interoffice Channel - 4-Wire Voice Grade - per mile			U1TVX	1L5XX	0.0059										
		Interoffice Channel - 4- Wire Voice Grade - Facility Termination			U1TVX	U1TV4	11.01	48.41	19.46	16.56	4.99						
		Interoffice Channel - 56 kbps - per mile			U1TDX	1L5XX	0.0059										
		Interoffice Channel - 56 kbps - Facility Termination			U1TDX	U1TD5	8.00	48.41	19.46	16.56	4.99						
		Interoffice Channel - 64 kbps - per mile			U1TDX	1L5XX	0.0059										
		Interoffice Channel - 64 kbps - Facility Termination			U1TDX	U1TD6	8.00	48.41	19.46	16.56	4.99						
		Interoffice Channel - DS1 - per mile			U1TD1	1L5XX	0.1199										
		Interoffice Channel - DS1 - Facility Termination			U1TD1	U1TF1	34.93	110.92	80.20	31.33	21.71						
		Interoffice Channel - DS3 - per mile			U1TD3	1L5XX	2.63										
		Interoffice Channel - DS3 - Facility Termination			U1TD3	U1TF3	349.42	320.16	86.24	66.71	52.76						
		Interoffice Channel - STS-1 - per mile			U1TS1	1L5XX	2.63										
		Interoffice Channel - STS-1 - Facility Termination			U1TS1	U1TFS	366.43	320.16	86.24	66.71	52.76						
	UNBUNDLED DARK FIBER																
		Dark Fiber - Interoffice Transport, Per Four Fiber Strands, Per Route Mile Or Fraction Thereof			UDF, UDFCX	1L5DF	24.17										
		Dark Fiber - Interoffice Transport, Per Four Fiber Strands, Per Route Mile Or Fraction Thereof			UDF, UDFCX	UDF14		1,774.79	89.66	73.57	18.69						
HIGH CAPACITY UNBUNDLED LOCAL LOOP																	
	DS-3/STS-1 UNBUNDLED LOCAL LOOP - Stand Alone																
		DS3 Unbundled Local Loop - per mile			UE3	1L5ND	11.40										
		DS3 Unbundled Local Loop - Facility Termination			UE3	UE3PX	258.44	1,751.51	131.77	112.80	75.81						
		STS-1Unbundled Local Loop - per mile			UDLSX	1L5ND	11.40										
		STS-1 Unbundled Local Loop - Facility Termination			UDLSX	UDLS1	311.51	1,751.51	131.77	112.80	75.81						
ENHANCED EXTENDED LINK (EELs)																	
	Network Elements Used in Combinations																
		2-Wire VG Loop (SL2) in Combination - Zone 1		1	UNCVX	UEAL2	13.32	195.75	36.35	18.40	6.86						
		2-Wire VG Loop (SL2) in Combination - Zone 2		2	UNCVX	UEAL2	18.66	195.75	36.35	18.40	6.86						
		2-Wire VG Loop (SL2) in Combination - Zone 3		3	UNCVX	UEAL2	36.33	195.75	36.35	18.40	6.86						
		4-Wire Analog Voice Grade Loop in Combination - Zone 1		1	UNCVX	UEAL4	21.04	195.75	36.35	18.40	6.86						
		4-Wire Analog Voice Grade Loop in Combination - Zone 2		2	UNCVX	UEAL4	24.49	195.75	36.35	18.40	6.86						
		4-Wire Analog Voice Grade Loop in Combination - Zone 3		3	UNCVX	UEAL4	33.40	195.75	36.35	18.40	6.86						

UNBUNDLED NETWORK ELEMENTS - Georgia													Attachment 2 Exh: A							
CATEGORY	RATE ELEMENTS					Interim	Zone	BCS	USOC	RATES(\$)					Svc Order Submitted Elec per LSR	Svc Order Submitted Manually per LSR	Incremental Charge - Manual Svc Order vs. Electronic-1st	Incremental Charge - Manual Svc Order vs. Electronic-Add'l	Incremental Charge - Manual Svc Order vs. Electronic-Disc 1st	Incremental Charge - Manual Svc Order vs. Electronic-Disc Add'l

UNBUNDLED NETWORK ELEMENTS - Georgia											Attachment 2 Exh: A					
CATEGORY	RATE ELEMENTS	Interim	Zone	BCS	USOC	RATES(\$)				Svc Order Submitted Elec per LSR	Svc Order Submitted Manually per LSR	Incremental Charge - Manual Svc Order vs. Electronic-1st	Incremental Charge - Manual Svc Order vs. Electronic-Add'l	Incremental Charge - Manual Svc Order vs. Electronic-Disc 1st	Incremental Charge - Manual Svc Order vs. Electronic-Disc Add'l	
						Rec	Nonrecurring		Nonrecurring Disconnect		OSS Rates(\$)					
							First	Add'l	First	Add'l	SOMEC	SOMAN	SOMAN	SOMAN	SOMAN	SOMAN
	Wholesale to UNE, Switch-As-Is Conversion Charge*			UNCVX, U1TVX, UNCDX, U1TDX, UNC1X, U1TD1, UNC3X, U1TD3, UNC3X, U1TS1, UDF,UDFCX	UNCCC		5.69	5.69	6.60	6.60						
	Access to DCS - Customer Reconfiguration (FlexServ)															
	Customer Reconfiguration Establishment						1.40		1.63							
	DS1 DCS Termination with DS0 Switching					20.08	24.87	18.91	15.02	11.94						
	DS1 DCS Termination with DS1 Switching					7.24	18.16	12.19	11.13	8.05						
	DS3 DCS Termination with DS1 Switching					128.34	24.87	18.91	15.02	11.94						
COMMINGLING																
	Commingled (UNE part of single bandwidth circuit)															
	Commingled VG COCI			XDV2X, NTCVG	1D1VG	0.479	27.30	2.90	16.85	1.04						
	Commingled Digital COCI			XDV6X, NTCUD	1D1DD	1.02	27.30	2.90	16.85	1.04						
	Commingled ISDN COCI			XDD4X	UC1CA	1.70	27.30	2.90	16.85	1.04						
	Commingled 2-wire VG Interoffice Channel			XDV2X	U1TV2	13.15	66.47	33.57	43.38	27.57						
	Commingled 4-wire VG Interoffice Channel			XDV6X	U1TV4	11.01	66.47	33.57	43.38	27.57						
	Commingled 56kbps Interoffice Channel			XDD4X	U1TD5	8.00	66.47	33.57	43.38	27.57						
	Commingled 64kbps Interoffice Channel			XDD4X	U1TD6	8.00	66.47	33.57	43.38	27.57						
	Commingled VG/DS0 Interoffice Channel Mileage			XDV2X, XDV6X, XDD4X	1L5XX	0.0059										
	Commingled 2-wire Local Loop Zone 1		1	XDV2X	UEAL2	13.32	195.75	36.35	18.40	6.86						
	Commingled 2-wire Local Loop Zone 2		2	XDV2X	UEAL2	18.66	195.75	36.35	18.40	6.86						
	Commingled 2-wire Local Loop Zone 3		3	XDV2X	UEAL2	36.33	195.75	36.35	18.40	6.86						
	Commingled 4-wire Local Loop Zone 1		1	XDV6X	UEAL4	21.04	195.75	36.35	18.40	6.86						
	Commingled 4-wire Local Loop Zone 2		2	XDV6X	UEAL4	24.49	195.75	36.35	18.40	6.86						
	Commingled 4-wire Local Loop Zone 3		3	XDV6X	UEAL4	33.40	195.75	36.35	18.40	6.86						
	Commingled 56kbps Local Loop Zone 1		1	XDD4X	UDL56	25.81	195.75	36.35	18.40	6.86						
	Commingled 56kbps Local Loop Zone 2		2	XDD4X	UDL56	31.54	195.75	36.35	18.40	6.86						
	Commingled 56kbps Local Loop Zone 3		3	XDD4X	UDL56	42.38	195.75	36.35	18.40	6.86						
	Commingled 64kbps Local Loop Zone 1		1	XDD4X	UDL64	25.81	195.75	36.35	18.40	6.86						
	Commingled 64kbps Local Loop Zone 2		2	XDD4X	UDL64	31.54	195.75	36.35	18.40	6.86						
	Commingled 64kbps Local Loop Zone 3		3	XDD4X	UDL64	42.38	195.75	36.35	18.40	6.86						
	Commingled ISDN Local Loop Zone 1		1	XDD4X	U1L2X	21.89	195.75	36.35	18.40	6.86						
	Commingled ISDN Local Loop Zone 2		2	XDD4X	U1L2X	25.27	195.75	36.35	18.40	6.86						
	Commingled ISDN Local Loop Zone 3		3	XDD4X	U1L2X	40.17	195.75	36.35	18.40	6.86						
	Commingled DS1 COCI			XDH1X, NTCDD1	UC1D1	7.50	27.30	2.90	16.85	1.04						
	Commingled DS1 Interoffice Channel			XDH1X	U1TF1	34.93	87.67	45.69	43.76	27.95						
	Commingled DS1 Interoffice Channel Mileage			XDH1X	1L5XX	0.1199										
	Commingled DS1/DS0 Channel System			XDH1X	MQ1	71.23	86.01	0.00	0.00	0.00						
	Commingled DS1 Local Loop Zone 1		1	XDH1X	USLXX	49.41	209.25	70.37	37.87	6.86						
	Commingled DS1 Local Loop Zone 2		2	XDH1X	USLXX	52.55	209.25	70.37	37.87	6.86						
	Commingled DS1 Local Loop Zone 3		3	XDH1X	USLXX	68.40	209.25	70.37	37.87	6.86						
	Commingled DS3 Local Loop			HFQC6	UE3PX	258.44	1,751.51	131.77	112.80	75.81						
	Commingled DS3/STS-1 Local Loop Mileage			HFQC6, HFRST	1L5ND	11.40										
	Commingled STS-1 Local Loop			HFRST	UDL51	311.51	1,751.51	131.77	112.80	75.81						
	Commingled DS3/DS1 Channel System			HFQC6	MQ3	124.39	0.00	0.00	0.00	0.00						
	Commingled DS3 Interoffice Channel			HFQC6	U1TF3	349.42	325.59	76.99	49.51	32.85						
	Commingled DS3 Interoffice Channel Mileage			HFQC6	1L5XX	2.63										
	Commingled STS-1Interoffice Channel			HFRST	U1TFS	366.43	325.59	76.99	49.51	32.85						
	Commingled STS-1Interoffice Channel Mileage			HFRST	1L5XX	2.63										
	Commingled Dark Fiber - Interoffice Transport, Per Four Fiber Strands, Per Route Mile Or Fraction Thereof			HEQDL	1L5DF	24.17										
	Commingled Dark Fiber - Interoffice Transport, Per Four Fiber Strands, Per Route Mile Or Fraction Thereof			HEQDL	UDF14		1,774.79	89.66	73.57	18.69						
SIGNALING (CCS7)																
NOTE:"bk" beside a rate indicates that the parties have agreed to bill and keep for that element pursuant to the terms and conditions in Attachment 3.																

UNBUNDLED NETWORK ELEMENTS - Georgia												Attachement 2 Exh: A			
CATEGORY	RATE ELEMENTS	Interim	Zone	BCS	USOC	RATES(\$)				Svc Order Submitted Elec per LSR	Svc Order Submitted Manually per LSR	Incremental Charge - Manual Svc Order vs. Electronic-1st	Incremental Charge - Manual Svc Order vs. Electronic-Add'l	Incremental Charge - Manual Svc Order vs. Electronic-Disc 1st	Incremental Charge - Manual Svc Order vs. Electronic-Disc Add'l
							Nonrecurring		Nonrecurring Disconnect		OSS Rates(\$)				
						Rec	First	Add'l	First	Add'l	SOMEc	SOMAN	SOMAN	SOMAN	SOMAN
	CCS7 Signaling Usage, Per TCAP Message					0.0000536									
	CCS7 Signaling Usage, Per ISUP Message (same as E.3.3)					.0000134bk									
LNP Query Service															
	LNP Charge Per query					0.0008227									
	LNP Service Establishment Manual						12.47		11.07						
	LNP Service Provisioning with Point Code Establishment						574.30	293.39	251.23	184.73					
* NOTE: Switch-as-is rates are only applicable if agreement is TRO/TRRO Compliant															

LOCAL INTERCONNECTION - Georgia											Attachment: 3 Exh: A					
CATEGORY	RATE ELEMENTS				Interim	Zone	BCS	USOC	RATES(\$)		Svc Order Submitted Elec per LSR	Svc Order Submitted Manually per LSR	Incremental Charge - Manual Svc Order vs. Electronic-1st	Incremental Charge - Manual Svc Order vs. Electronic-Add'l	Incremental Charge - Manual Svc Order vs. Electronic-Disc 1st	Incremental Charge - Manual Svc Order vs. Electronic-Disc Add'l
								Rec	Nonrecurring		Nonrecurring Disconnect		OSS Rates(\$)			
									First	Add'l	First	Add'l	SOMEc	SOMAN	SOMAN	SOMAN
LOCAL INTERCONNECTION (CALL TRANSPORT AND TERMINATION)																
NOTE: "bk" beside a rate indicates that the Parties have agreed to bill and keep for that element pursuant to the terms and conditions in Attachment 3.																
TANDEM SWITCHING																
			</													

Version: GA Ordered Rates

Page 1 of 2

LOCAL INTERCONNECTION - Georgia												Attachment: 3 Exh: A					
CATEGORY		RATE ELEMENTS	Interim	Zone	BCS	USOC	RATES(\$)				Svc Order Submitted Elec per LSR	Svc Order Submitted Manually per LSR	Incremental Charge - Manual Svc Order vs. Electronic-1st	Incremental Charge - Manual Svc Order vs. Electronic-Add'l	Incremental Charge - Manual Svc Order vs. Electronic-Disc 1st	Incremental Charge - Manual Svc Order vs. Electronic-Disc Add'l	
							Rec	Nonrecurring		Nonrecurring Disconnect		OSS Rates(\$)					
								First	Add'l	First	Add'l	SOMEc	SOMAN	SOMAN	SOMAN	SOMAN	SOMAN
		CCS7 Signaling Connection, Per 56Kbps Facility B-Link DS1			UDB	TPP6B	8.93	34.74	34.74	16.90	16.90						
		CCS7 Signaling Connection, Per 56Kbps Facility B-Link DS3			UDB	TPP9B	8.93	34.74	34.74	16.90	16.90						
		CCS7 Signaling Termination, Per STP Port			UDB	PT8SX	111.30										
		CCS7 Signaling Usage, Per Call Setup Message					.0000134bk										
		CCS7 Signaling Usage, Per TCAP Message					0.0000536										
		CCS7 Signaling Usage, Per ISUP Message (same as E.3.3)					.0000134bk										
		CCS7 Signaling Usage Surrogate, per link			UDB	STU56	921.93bk										
		CCS7 Signaling Point Code, Establishment or Change, per STP affected			UDB	CCAPO		28.12	28.12	33.29	33.29						
		CCS7 Signaling Connection, Switched access service, interface groups, transmissiom paths 6 DS1 level path with bit stream signaling			UDB	TPP6X	8.93	34.74	34.74	16.90	16.90						
		CCS7 Signaling Connection, Switched access service, interface groups, transmissiom paths 9 DS3 level path with bit stream signaling			UDB	TPP9X	8.93	34.74	34.74	16.90	16.90						

COLLOCATION - Georgia											Attachment: 4 Exh B					
CATEGORY	RATE ELEMENTS		Interi m	Zone	BCS	USOC	RATES(\$)				Svc Order Submitted Elec per LSR	Svc Order Submitted Manually per LSR	Incremental Charge - Manual Svc Order vs. Electronic- 1st	Incremental Charge - Manual Svc Order vs. Electronic- Add'l	Incremental Charge - Manual Svc Order vs. Electronic- Disc 1st	Incremental Charge - Manual Svc Order vs. Electronic- Disc Add'l
							Rec	First	Add'l	First	Add'l	SOME C	SOMAN	SOMAN	SOMAN	SOMAN
PHYSICAL COLLOCATION																
	Application															
		Physical Collocation - Initial Application Fee			CLO	PE1BA		1,284.72		0.59						
		Physical Collocation - Subsequent Application Fee			CLO	PE1CA		1,084.41		0.59						
	Space Preparation															
		Physical Collocation - Floor Space, per sq feet			CLO	PE1PJ		4.71								
		Physical Collocation - Space enclosure, welded wire, first 100 square feet			CLO	PE1BW		167.00								
		Physical Collocation - Space enclosure, welded wire, each additional 50 square feet			CLO	PE1CW		16.38								
		Physical Collocation - Space Preparation - C.O. Modification per square ft.			CLO	PE1SK		2.10								
		Physical Collocation - Space Preparation, Common Systems Modifications-Cageless, per square foot			CLO	PE1SL		2.27								
		Physical Collocation - Space Preparation - Common Systems Modifications-Caged, per cage			CLO	PE1SM		77.24								
		Physical Collocation - Space Preparation - Firm Order Processing			CLO	PE1SJ		140.96								
		Physical Collocation - Space Availability Report, per Central Office Requested			CLO	PE1SR		248.50								
	Power															
		Physical Collocation - Power, -48V DC Power - per Fused Amp Requested			CLO	PE1PL		4.84								
		Physical Collocation - Power, 120V AC Power, Single Phase, per Breaker Amp			CLO	PE1FB		5.16								
		Physical Collocation - Power, 240V AC Power, Single Phase, per Breaker Amp			CLO	PE1FD		10.34								
		Physical Collocation - Power, 120V AC Power, Three Phase, per Breaker Amp			CLO	PE1FE		15.50								
		Physical Collocation - Power, 277V AC Power, Three Phase, per Breaker Amp			CLO	PE1FG		35.79								
	Cross Connects (Cross Connects, Co-Carrier Cross Connects, and Ports)															
		Physical Collocation - 2-wire cross-connect, loop, provisioning			UEANL,UEQ, UNCNX, UEA, UCL, UAL, UHL, UDN, UNCVX	PE1P2		0.0202								
		Physical Collocation - 4-wire cross-connect, loop, provisioning			UEA, UHL, UNCVX, UNCDX, UCL, UDL	PE1P4		0.0403								
		Physical Collocation -DS1 Cross-Connect for Physical Collocation, provisioning			WDS1L, WDS1S, UXTD1, ULDD1, USLEL, UNLD1, U1TD1, UNC1X, UEPSR, UEPSB, UEPSE, UEPSP, USL, UEPEX, UEPDX	PE1P1		0.3807								
		Physical Collocation - DS3 Cross-Connect, provisioning			UE3, U1TD3, UXTD3, UXTS1, UNC3X, UNCSX, ULDD3, U1TS1, ULDS1, UNLD3, UEPEX, UEPDX, UEPSR, UEPSB, UEPSE, UEPSP	PE1P3		4.15								

COLLOCATION - Georgia											Attachment: 4 Exh B						
CATEGORY	RATE ELEMENTS		Interim	Zone	BCS	USOC	RATES(\$)					Svc Order Submitted Elec per LSR	Svc Order Submitted Manually per LSR	Incremental Charge - Manual Svc Order vs. Electronic-1st	Incremental Charge - Manual Svc Order vs. Electronic-Add'l	Incremental Charge - Manual Svc Order vs. Electronic-Disc 1st	Incremental Charge - Manual Svc Order vs. Electronic-Disc Add'l
							Rec	First	Add'l	First	Add'l	SOMEc	SOMAN	SOMAN	SOMAN	SOMAN	SOMAN
		Physical Collocation - 2-Fiber Cross-Connect			CLO, ULDO3, ULD12, ULD48, U1TO3, U1T12, U1T48, UDLO3, UDL12, UDF	PE1F2	1.76										
		Physical Collocation - 4-Fiber Cross-Connect			ULDO3, ULD12, ULD48, U1TO3, U1T12, U1T48, UDLO3, UDL12, UDF, UDFCX	PE1F4	3.38										
		Physical Collocation 2-Wire Cross Connect, Port			UEPSR, UEPS, UEPSB, UEPX, UEP2C	PE1R2	0.0202										
		Physical Collocation 4-Wire Cross Connect, Port			UEPEX, UEPPD	PE1R4	0.0403										
	Security																
		Physical Collocation - Security Escort for Basic Time - normally scheduled work, per half hour			CLO	PE1BT		16.51	10.82								
		Physical Collocation - Security Escort for Overtime - outside of normally scheduled working hours on a scheduled work day, per half hour			CLO	PE1OT		21.90	14.17								
		Physical Collocation - Security Escort for Premium Time - outside of scheduled work day, per half hour			CLO	PE1PT		27.29	17.53								
		Physical Collocation - Security Access System - Security System per Central Office, per Sq. Ft.			CLO	PE1AY	0.011										
		Physical Collocation -Security Access System - New Card Activation, per Card Activation (First), per State			CLO	PE1A1		21.98									
		Physical Collocation-Security Access System-Administrative Change, existing Access Card, per Request, per State, per Card			CLO	PE1AA		5.37									
		Physical Collocation - Security Access System - Replace Lost or Stolen Card, per Card			CLO	PE1AR		16.99									
		Physical Collocation - Security Access - Initial Key, per Key			CLO	PE1AK		13.19									
		Physical Collocation - Security Access - Key, Replace Lost or Stolen Key, per Key			CLO	PE1AL		13.19									
	Cable Records - Note: The rates in the First & Additional columns will actually be billed as "Initial I" and "Subsequent S" respectively																
		Physical Collocation - Cable Records, per request			CLO	PE1CR		I 742.92	S 477.59	125.63							
		Physical Collocation, Cable Records, VG/DS0 Cable, per cable record (maximum 3600 records)			CLO	PE1CD		317.29		177.60							
		Physical Collocation, Cable Records, VG/DS0 Cable, per each 100 pair			CLO	PE1CO		4.47		5.29							
		Physical Collocation, Cable Records, DS1, per T1 TIE			CLO	PE1C1		2.22		2.62							
		Physical Collocation, Cable Records, DS3, per T3 TIE			CLO	PE1C3		7.76		9.18							
		Physical Collocation - Cable Records, Fiber Cable, per cable record (maximum 99 records)			CLO	PE1CB		83.37		73.49							
		Physical Collocation, Cable Records,CAT5/RJ45			CLO	PE1C5		2.22		2.62							
	Entrance Cable																
		Physical Collocation - Fiber Cable Installation, Pricing, non-recurring charge, per Entrance Cable			CLO	PE1BD		736.20		21.49							
		Physical Collocation - Fiber Cable Support Structure, per Entrance Cable			CLO	PE1PM	7.37										
		Physical Collocation, Entrance Cable Support Structure, Copper, per each 100 pairs or fraction thereof (CO Manhole to Collocation Space)			CLO	PE1EE	0.2686										
		Physical Collocation, Entrance Cable Installation, Copper, per Cable (CO Manhole to Collocation Space)			CLO	PE1EF		754.41		21.49							
		Physical Collocation, Entrance Cable Installation, Copper, per each 100 pairs or fraction thereof (CO Manhole to Collocation Space)			CLO	PE1EG	9.11										
VIRTUAL COLLOCATION																	

COLLOCATION - Georgia											Attachment: 4 Exh B					
CATEGORY	RATE ELEMENTS		Interim	Zone	BCS	USOC	RATES(\$)				Svc Order Submitted Elec per LSR	Svc Order Submitted Manually per LSR	Incremental Charge - Manual Svc Order vs. Electronic-1st	Incremental Charge - Manual Svc Order vs. Electronic-Add'l	Incremental Charge - Manual Svc Order vs. Electronic-Disc 1st	Incremental Charge - Manual Svc Order vs. Electronic-Disc Add'l
							Rec	Nonrecurring First	Nonrecurring Add'l	Nonrecurring Disconnect First	Nonrecurring Disconnect Add'l	OSS Rates(\$)				
												SOME C	SOMAN	SOMAN	SOMAN	SOMAN
	Application															
	Virtual Collocation - Application Fee				AMTFS	EAF		608.92		0.59						
	Space Preparation															
	Virtual Collocation - Floor Space, per sq. ft.				AMTFS	ESPVX	4.71									
	Power															
	Virtual Collocation - Power, per fused amp				AMTFS	ESPAX	4.84									
	Cross Connects (Cross Connects, Co-Carrier Cross Connects, and Ports)															
		Virtual Collocation - 2-wire cross-connect, loop, provisioning			UEANL, UEA, UDN, UAL, UHL, UCL, UEQ, UNCVX, UNCDX, UNCNX	UEAC2	0.0192									
		Virtual Collocation - 4-wire cross-connect, loop, provisioning			UEA, UHL, UCL, UDL, UNCVX, UNCDX	UEAC4	0.0385									
		Virtual collocation - Special Access & UNE, cross-connect per DS1			ULR, UXTD1, UNC1X, ULDD1, U1TD1, USLEL, UNLD1, USL, UEPEX, UEPDX	CNC1X	0.3807									
		Virtual collocation - Special Access & UNE, cross-connect per DS3			USL, UE3, U1TD3, UXTS1, UXTD3, UNC3X, UNCSX, ULDD3, U1TS1, ULDS1, UDLSX, UNLD3	CND3X	4.15									
		Virtual Collocation - 2-Fiber Cross Connects			UDL12, UDLO3, U1T48, U1T12, U1TO3, ULDO3, ULD12, ULD48, UDF	CNC2F	1.76									
		Virtual Collocation - 4-Fiber Cross Connects			UDL12, UDLO3, U1T48, U1T12, U1TO3, ULDO3, ULD12, ULD48, UDF	CNC4F	3.53									
		Virtual Collocation 2-Wire Cross Connect, Port			UEPSX, UEPSB, UEPSL, UEPSR, UEP2C	VE1R2	0.0192									
		Virtual Collocation 4-Wire Cross Connect, Port			UEPDD, UEPEX	VE1R4	0.0385									
	Cable Records - Note: The rates in the First & Additional columns will actually be billed as "Initial I" & "Subsequent S" respectively															
		Virtual Collocation Cable Records - per request			AMTFS	VE1BA		742.92	477.59	125.63						
		Virtual Collocation Cable Records - VG/DS0 Cable, per cable record			AMTFS	VE1BB		317.29		177.60						
		Virtual Collocation Cable Records - VG/DS0 Cable, per each 100 pair			AMTFS	VE1BC		4.47		5.29						
		Virtual Collocation Cable Records - DS1, per T1TIE			AMTFS	VE1BD		2.22		2.62						
		Virtual Collocation Cable Records - DS3, per T3TIE			AMTFS	VE1BE		7.76		9.18						
		Virtual Collocation Cable Records - Fiber Cable, per 99 fiber records			AMTFS	VE1BF		83.37		73.49						
		Virtual Collocation Cable Records - CAT 5/RJ45			AMTFS	VE1B5		2.22		2.62						
	Security															
		Virtual collocation - Security escort, basic time, normally scheduled work hours			AMTFS	SPTBX		16.51	10.82							
		Virtual collocation - Security escort, overtime, outside of normally scheduled work hours on a normal working day			AMTFS	SPTOX		21.90	14.17							
		Virtual collocation - Security escort, premium time, outside of a scheduled work day			AMTFS	SPTPX		27.29	17.53							
	Maintenance															
		Virtual collocation - Maintenance in CO - Basic, per half hour			AMTFS	CTRLX		26.52	10.82							

COLLOCATION - Georgia												Attachment: 4 Exh B					
CATEGORY		RATE ELEMENTS	Interim	Zone	BCS	USOC	RATES(\$)				Svc Order Submitted Elec per LSR	Svc Order Submitted Manually per LSR	Incremental Charge - Manual Svc Order vs. Electronic-1st	Incremental Charge - Manual Svc Order vs. Electronic-Add'l	Incremental Charge - Manual Svc Order vs. Electronic-Disc 1st	Incremental Charge - Manual Svc Order vs. Electronic-Disc Add'l	
													OSS Rates(\$)				
							Rec	First	Add'l	First	Add'l	SOME C	SOMAN	SOMAN	SOMAN	SOMAN	
		Virtual collocation - Maintenance in CO - Overtime, per half hour			AMTFS	SPTOM		35.41	14.17								
		Virtual collocation - Maintenance in CO - Premium per half hour			AMTFS	SPTPM		44.30	17.53								
		Entrance Cable															
		Virtual Collocation - Cable Installation Charge, per cable			AMTFS	ESPCX		736.20		21.49							
		Virtual Collocation - Cable Support Structure, per cable			AMTFS	ESPSX	7.74										
		Virtual Collocation, Entrance Cable Support Structure, Copper, per each 100 pairs or fraction thereof (CO Manhole to Frame)			AMTFS	VE1EE	0.235										
		Virtual Collocation, Entrance Cable Installation, Copper, per Cable (CO Manhole to Frame)			AMTFS	VE1EF		754.41		21.49							
		Virtual Collocation, Entrance Cable Installation, Copper, per each 100 pairs or fraction thereof (CO Manhole to Frame)			AMTFS	VE1EG		9.11									
COLLOCATION IN THE REMOTE SITE																	
		Physical Remote Site Collocation															
		Physical Collocation in the Remote Site - Application Fee			CLORS	PE1RA		300.31		132.49							
		Cabinet Space in the Remote Site per Bay/ Rack			CLORS	PE1RB	148.11										
		Physical Collocation in the Remote Site - Security Access - Key			CLORS	PE1RD		13.19									
		Physical Collocation in the Remote Site - Space Availability Report per Premises Requested			CLORS	PE1SR		109.83									
		Physical Collocation in the Remote Site - Remote Site CLLI Code Request, per CLLI Code Requested			CLORS	PE1RE		36.00									
		Remote Site DLEC Data (BRSDD), per Compact Disk, per CO			CLORS	PE1RR		116.71									
		Physical Collocation - Security Escort for Basic Time - normally scheduled work, per half hour			CLORS	PE1BT		16.51	10.82								
		Physical Collocation - Security Escort for Overtime - outside of normally scheduled working hours on a scheduled work day, per half hour			CLORS	PE1OT		21.90	14.17								
		Physical Collocation - Security Escort for Premium Time - outside of scheduled work day, per half hour			CLORS	PE1PT		27.29	17.53								
		Virtual Remote Site Collocation															
		Virtual Collocation in the Remote Site - Application Fee			VE1RS	VE1RB		300.31		132.49							
		Virtual Collocation in the Remote Site - Per Bay/Rack of Space			VE1RS	VE1RC	148.11										
		Virtual Collocation in the Remote Site - Space Availability Report per Premises requested			VE1RS	VE1RR		109.83									
		Virtual Collocation in the Remote Site - Remote Site CLLI Code Request, per CLLI Code Requested			VE1RS	VE1RL		36.00									
ADJACENT COLLOCATION																	
		Adjacent Collocation - Space Charge per Sq. Ft.			CLOAC	PE1JA	0.1725										
		Adjacent Collocation - Electrical Facility Charge per Linear Ft.			CLOAC	PE1JC	4.12										
		Adjacent Collocation - 2-Wire Cross-Connects			UEANL,UEQ,UEA,UCL,UAL,UHL,UDN	PE1JE	0.0176										
		Adjacent Collocation - 4-Wire Cross-Connects			UEA,UHL,UDL,UCL	PE1JF	0.0353										
		Adjacent Collocation - DS1 Cross-Connects			USL	PE1JG	0.3686										
		Adjacent Collocation - DS3 Cross-Connects			UE3	PE1JH	4.83										
		Adjacent Collocation - 2-Fiber Cross-Connect			CLOAC	PE1JJ	1.69										
		Adjacent Collocation - 4-Fiber Cross-Connect			CLOAC	PE1JK	3.31										
		Adjacent Collocation - Application Fee			CLOAC	PE1JB		1,380.83		0.50							
		Adjacent Collocation - 120V, Single Phase Standby Power Rate per AC Breaker Amp			CLOAC	PE1JL	5.16										
		Adjacent Collocation - 240V, Single Phase Standby Power Rate per AC Breaker Amp			CLOAC	PE1JM	10.34										
		Adjacent Collocation - 120V, Three Phase Standby Power Rate per AC Breaker Amp			CLOAC	PE1JN	15.50										

COLLOCATION - Georgia													Attachment: 4 Exh B				
CATEGORY	RATE ELEMENTS		Interim	Zone	BCS	USOC	RATES(\$)					Svc Order Submitted Elec per LSR	Svc Order Submitted Manually per LSR	Incremental Charge - Manual Svc Order vs. Electronic-1st	Incremental Charge - Manual Svc Order vs. Electronic-Add'l	Incremental Charge - Manual Svc Order vs. Electronic-Disc 1st	Incremental Charge - Manual Svc Order vs. Electronic-Disc Add'l
								Nonrecurring		Nonrecurring Disconnect		OSS Rates(\$)					
							Rec	First	Add'l	First	Add'l	SOME C	SOMAN	SOMAN	SOMAN	SOMAN	SOMAN
		Adjacent Collocation - 277V, Three Phase Standby Power Rate per AC Breaker Amp			CLOAC	PE1JO	35.79										

**Amendment to the Agreement
Between
Comcast Phone, LLC. Comcast Phone II, Inc.
and
BellSouth Telecommunications, Inc.
Dated September 25, 2005**

Pursuant to this Amendment, (the "Amendment"), Comcast Phone, LLC. Comcast Phone II, Inc. ("CUSTOMER"), and BellSouth Telecommunications, Inc. ("BellSouth"), hereinafter referred to collectively as the "Parties," hereby agree to amend that certain Interconnection Agreement between the Parties dated September 25, 2005 ("Agreement") to be effective as of the date of the last signature to the Amendment ("Effective Date").

NOW THEREFORE, in consideration of the mutual provisions contained herein and other good and valuable consideration, the receipt and sufficiency of which are hereby acknowledged, the Parties hereby covenant and agree as follows:

1. The Parties hereby agree to modify the Notices Section of the General Terms and Conditions of Comcast Phone II, Inc. Comcast Phone, LLC's Agreement with the following:

Comcast Phone II, Inc. Comcast Phone, LLC.

Beth Choroser
Senior Director of Regulatory Compliance
Comcast Cable Communications
1500 Market Street
Philadelphia, PA 19102
Phone: 215-981-7893
Fax: 267-675-5039
Email: beth_choroser@comcast.com

AND

Brian Rankin
Assistant General Counsel
Comcast Cable Communications
1500 Market Street
Philadelphia, PA 19102
Phone: 215-320-7325
Fax: 267-675-5039
Email: brian_rankin@comcast.com

2. All of the other provisions of the Agreement, dated September 25, 2005, shall remain in full force and effect.

IN WITNESS WHEREOF, the Parties have executed this Amendment the day and year written below.

BellSouth Telecommunications, Inc.

By: 

KS
Name: Kristen E. Shore

Title: Director

Date: 2/28/07

Comcast Phone, LLC. Comcast Phone II, Inc.

By: 

Name: SUSAN Jin-Davis

Title: Vice President of Corporate Develop

Date: 2/23/07

Version: Notices Section Change

[CCCS Amendment 2 of 2]

**AMENDMENT TO
INTERCONNECTION AGREEMENT UNDER SECTIONS 251 AND 252 OF THE TELECOMMUNICATIONS ACT
OF 1996
BETWEEN
BELLSOUTH TELECOMMUNICATIONS, INC.
d/b/a AT&T FLORIDA, AT&T GEORGIA,
AT&T KENTUCKY
AND
COMCAST PHONE, LLC. COMCAST PHONE II, INC.**

The Interconnection Agreement dated September 25, 2005 by and between BellSouth Telecommunications, Inc. d/b/a AT&T Florida, AT&T Georgia and AT&T Kentucky ("AT&T") and Comcast Phone, LLC. Comcast Phone II, Inc. ("Comcast Phone") ("Agreement") effective in the states of Florida, Georgia and Kentucky is hereby amended as follows:

1. The Parties agree that AT&T-9STATE shall be defined as the states of Alabama, Florida, Georgia, Kentucky, Louisiana, Mississippi, North Carolina, South Carolina and Tennessee.
2. Section 2.1 of the General Terms and Conditions is amended by adding the following section:
 - 2.1.1 Notwithstanding anything to the contrary in this section 2.1, the original expiration date of this Agreement, as modified by this Amendment, will be extended for a period of three (3) years from September 24, 2008 until September 24, 2011 (the "Extended Expiration Date"). The Agreement shall expire on the Extended Expiration Date; provided, however, that during the period from the effective date of this Amendment until the Extended Expiration Date, the Agreement may be terminated earlier either by written notice from Comcast Phone, by AT&T pursuant to the Agreement's early termination provisions, or by mutual agreement of the parties.
3. Comcast Phone acknowledges and agrees that it will amend the Agreement in accordance with the change of law provisions in the Parties interconnection agreement, to reflect future changes of law as and when they may arise.
4. EXCEPT AS MODIFIED HEREIN, ALL OTHER TERMS AND CONDITIONS OF THE UNDERLYING AGREEMENT SHALL REMAIN UNCHANGED AND IN FULL FORCE AND EFFECT.
5. In entering into this Amendment neither Party waives, and each Party expressly reserves, any rights, remedies or arguments it may have at law or under the intervening law or regulatory change provisions in the underlying Agreement (including intervening law rights asserted by either Party via written notice predating this Amendment) with respect to any orders, decisions, legislation or proceedings and any remands thereof, which the Parties have not yet fully incorporated into this Agreement or which may be the subject of further review.
6. This Amendment shall be filed with and is subject to approval by the Commissions and shall become effective on the date of the last signature executing the Amendment.

Comcast Phone, LLC. Comcast Phone II, Inc.

By: 

Name: Susan Fin-Davis
(Print or Type)

Title: VIP. Corp. Development
(Print or Type)

Date: 6-6-08

BellSouth Telecommunications, Inc. d/b/a
AT&T Florida, AT&T Georgia and AT&T
Kentucky

By: 

Name: Kristen E. Shore

Title: Director

Date: 6/11/08

	<u>OCN #</u>	<u>ACNA</u>
FLORIDA	<u>7562</u>	<u>BPH</u>
GEORGIA	<u>7170</u>	<u>BPH</u>
KENTUCKY	<u>364 D</u>	<u>BPH</u>

AT&T Wholesale Amendment

AMENDMENT**BETWEEN**

BELLSOUTH TELECOMMUNICATIONS, LLC D/B/A AT&T ALABAMA, AT&T FLORIDA, AT&T GEORGIA, AT&T KENTUCKY, AT&T LOUISIANA, AT&T MISSISSIPPI, AT&T SOUTH CAROLINA AND AT&T TENNESSEE, ILLINOIS BELL TELEPHONE COMPANY D/B/A AT&T ILLINOIS, INDIANA BELL TELEPHONE COMPANY INCORPORATED D/B/A AT&T INDIANA, MICHIGAN BELL TELEPHONE COMPANY D/B/A AT&T MICHIGAN, THE OHIO BELL TELEPHONE COMPANY D/B/A AT&T OHIO, PACIFIC BELL TELEPHONE COMPANY D/B/A AT&T CALIFORNIA, SOUTHWESTERN BELL TELEPHONE COMPANY D/B/A AT&T ARKANSAS, AT&T KANSAS, AT&T MISSOURI AND AT&T TEXAS, WISCONSIN BELL, INC. D/B/A AT&T WISCONSIN

AND

COMCAST PHONE OF ALABAMA, LLC; COMCAST PHONE OF ARKANSAS, LLC D/B/A COMCAST DIGITAL PHONE; COMCAST PHONE OF CALIFORNIA, LLC; COMCAST PHONE OF FLORIDA, LLC D/B/A



COMCAST DIGITAL PHONE; COMCAST PHONE OF GEORGIA, LLC;
COMCAST PHONE OF ILLINOIS, LLC D/B/A COMCAST DIGITAL
PHONE; COMCAST PHONE OF CENTRAL INDIANA, LLC; COMCAST
PHONE OF KANSAS, LLC; COMCAST PHONE OF KENTUCKY, LLC
D/B/A COMCAST DIGITAL PHONE; COMCAST PHONE OF LOUISIANA,
LLC; COMCAST PHONE OF MICHIGAN, LLC D/B/A COMCAST DIGITAL
PHONE; COMCAST PHONE OF MISSOURI, LLC; COMCAST PHONE OF
MISSISSIPPI, LLC; COMCAST PHONE OF OHIO, LLC D/B/A COMCAST
DIGITAL PHONE; COMCAST PHONE OF SOUTH CAROLINA, INC.;
COMCAST PHONE OF TENNESSEE, LLC DBA COMCAST DIGITAL
PHONE; COMCAST PHONE OF TEXAS, LLC; COMCAST PHONE OF
WISCONSIN, LLC

Signature: eSigned - Michele WoodName: eSigned - Michele Wood
(Print or Type)Vice President, Xfinity Internet & Communications
Title: _____
(Print or Type)Date: 10 Aug 2017

Comcast Phone of Alabama, LLC; Comcast Phone of Arkansas, LLC d/b/a Comcast Digital Phone; Comcast Phone of California, LLC; Comcast Phone of Florida, LLC d/b/a Comcast Digital Phone; Comcast Phone of Georgia, LLC; Comcast Phone of Illinois, LLC d/b/a Comcast Digital Phone; Comcast Phone of Central Indiana, LLC; Comcast Phone of Kansas, LLC; Comcast Phone of Kentucky, LLC d/b/a Comcast Digital Phone; Comcast Phone of Louisiana, LLC; Comcast Phone of Michigan, LLC d/b/a Comcast Digital Phone; Comcast Phone of Missouri, LLC; Comcast Phone of Mississippi, LLC; Comcast Phone of Ohio, LLC d/b/a Comcast Digital Phone; Comcast Phone of South Carolina, Inc.; Comcast Phone of Tennessee, LLC dba Comcast Digital Phone; Comcast Phone of Texas, LLC; Comcast Phone of Wisconsin, LLC

Signature: eSigned - William BockelmanName: eSigned - William Bockelman
(Print or Type)Title: DIR-INTERCONNECTION AGREEMENTS
(Print or Type)Date: 17 Aug 2017

BellSouth Telecommunications, LLC d/b/a AT&T ALABAMA, AT&T FLORIDA, AT&T GEORGIA, AT&T KENTUCKY, AT&T LOUISIANA, AT&T MISSISSIPPI, AT&T SOUTH CAROLINA and AT&T TENNESSEE, Illinois Bell Telephone Company d/b/a AT&T ILLINOIS, Indiana Bell Telephone Company Incorporated d/b/a AT&T INDIANA, Michigan Bell Telephone Company d/b/a AT&T MICHIGAN, The Ohio Bell Telephone Company d/b/a AT&T OHIO, Pacific Bell Telephone Company d/b/a AT&T CALIFORNIA, Southwestern Bell Telephone Company d/b/a AT&T ARKANSAS, AT&T KANSAS, AT&T MISSOURI and AT&T TEXAS, Wisconsin Bell, Inc. d/b/a AT&T WISCONSIN by AT&T Services, Inc., its authorized agent

State	CLEC OCN
ALABAMA	363D
ARKANSAS	502D
CALIFORNIA	7610
FLORIDA	7562
GEORGIA	7170
ILLINOIS	7607
INDIANA	930B
KANSAS	441D
KENTUCKY	364D
LOUISIANA	088E
MISSISSIPPI	089E
MISSOURI	469D
OHIO	8070
SOUTH CAROLINA	4730

TENNESSEE	408D
TEXAS	8625
WISCONSIN	503D

Description	ACNA Code(s)
ACNA(s)	BPH

AMENDMENT TO THE AGREEMENT BETWEEN

COMCAST PHONE, LLC, COMCAST PHONE OF ALABAMA, LLC, COMCAST PHONE OF ARKANSAS, LLC D/B/A COMCAST DIGITAL PHONE, COMCAST PHONE OF CALIFORNIA, LLC D/B/A COMCAST DIGITAL PHONE, COMCAST PHONE OF FLORIDA, LLC D/B/A COMCAST DIGITAL PHONE, D/B/A CIMCO, A DIVISION OF COMCAST BUSINESS SERVICES, COMCAST PHONE OF GEORGIA, LLC D/B/A COMCAST DIGITAL PHONE, COMCAST PHONE OF ILLINOIS, LLC D/B/A COMCAST DIGITAL PHONE, COMCAST PHONE OF CENTRAL INDIANA, LLC, COMCAST PHONE OF KANSAS, LLC D/B/A COMCAST DIGITAL PHONE, COMCAST PHONE OF KENTUCKY, LLC D/B/A COMCAST DIGITAL PHONE, COMCAST PHONE OF LOUISIANA, LLC D/B/A CIMCO, A DIVISION OF COMCAST BUSINESS SERVICES, COMCAST PHONE OF MICHIGAN, LLC D/B/A COMCAST DIGITAL PHONE, COMCAST PHONE OF MISSISSIPPI, LLC, COMCAST PHONE OF MISSOURI, LLC D/B/A COMCAST DIGITAL PHONE, COMCAST PHONE OF OHIO, LLC D/B/A CIMCO, A DIVISION OF COMCAST BUSINESS SERVICES, COMCAST PHONE OF SOUTH CAROLINA, INC., COMCAST PHONE OF TENNESSEE, LLC D/B/A COMCAST DIGITAL PHONE, COMCAST PHONE OF TEXAS, LLC AND COMCAST PHONE OF WISCONSIN, LLC ("CLEC")

AND

BELLSOUTH TELECOMMUNICATIONS, LLC D/B/A AT&T ALABAMA, AT&T FLORIDA, AT&T GEORGIA, AT&T KENTUCKY, AT&T LOUISIANA, AT&T MISSISSIPPI, AT&T SOUTH CAROLINA AND AT&T TENNESSEE, ILLINOIS BELL TELEPHONE COMPANY D/B/A AT&T ILLINOIS, INDIANA BELL TELEPHONE COMPANY INCORPORATED D/B/A AT&T INDIANA, MICHIGAN BELL TELEPHONE COMPANY D/B/A AT&T MICHIGAN, THE OHIO BELL TELEPHONE COMPANY D/B/A AT&T OHIO, PACIFIC BELL TELEPHONE COMPANY D/B/A AT&T CALIFORNIA, SOUTHWESTERN BELL TELEPHONE COMPANY D/B/A AT&T ARKANSAS, AT&T KANSAS, AT&T MISSOURI AND AT&T TEXAS, WISCONSIN BELL, INC. D/B/A AT&T WISCONSIN ("AT&T")

This Amendment (the "Amendment") amends the Agreements by and between AT&T and CLEC as shown in the attached Exhibit A. AT&T and CLEC are hereinafter referred to collectively as the "Parties" and individually as a "Party."

WHEREAS, AT&T and CLEC are Parties to the Agreements as shown in the attached Exhibit A; and

WHEREAS, the Parties desire to amend the Agreement to implement the *Lifeline and Link Up Reform and Modernization et al.*, WC Docket No. 11-42 et al., Second Report and Order, FCC 15-71, Released June 22, 2015 ("FCC Lifeline Order"); and

WHEREAS, the Parties desire to amend the Agreement to implement the *Petition of US Telecom for Forbearance Pursuant to 47 U.S.C. § 160(c) from Enforcement of Obsolete ILEC Legacy Regulations That Inhibit Deployment of Next- Generation Networks*, WC Docket No. 14-192, Released December 28, 2015 ("FCC US Telecom Forbearance Order"), and

WHEREAS, the Parties desire to amend the Agreement to implement to the *Connect America Fund et al.*, WC Docket No. 10-90 et al, Report and Order issued by the Federal Communications Commission ("FCC") on November 18, 2011 (FCC 11-161), and as amended by the FCC on December 23, 2011 (FCC 11-189) ("FCC ICC Reform Order"), and

WHEREAS, the Parties desire to modify certain provisions related to Termination of Agreement After Initial Term Expiration and to modify certain provisions related to Customer Information Services, and

NOW, THEREFORE, in consideration of the promises and mutual agreements set forth herein, the Parties agree to amend the Agreement as follows:

1. The Amendment is composed of the foregoing recitals, the terms and conditions, contained within, Exhibit A - Listing of Agreements, Exhibit B – Customer Information Services, and Exhibit C - Pricing Sheet, all of which are hereby incorporated within this Amendment by this reference and constitute a part of this Amendment.

2. The Parties agree to add the following definitions to the General Terms and Conditions of the Agreement(s):

- 2.1 "AT&T-21STATE" means the AT&T owned ILEC(s) doing business in Alabama, Arkansas, California, Florida, Georgia, Illinois, Indiana, Kansas, Kentucky, Louisiana, Michigan, Mississippi, Missouri, Nevada, North Carolina, Ohio, Oklahoma, South Carolina, Tennessee, Texas and Wisconsin.
- 2.2 "AT&T SOUTHEAST REGION 9-STATE" means the AT&T owned ILEC(s) doing business in Alabama, Florida, Georgia, Kentucky, Louisiana, Mississippi, North Carolina, South Carolina and Tennessee.
- 2.3 "End User(s)" means (i) a Third Party residence or business that subscribes to Telecommunications Services provided by any of the Parties at retail, or (ii) the retail customers of interconnected VoIP service providers who are wholesale customers of a Party where the NPA NXX codes are assigned to such Party in the LERG.
- 2.4 "Interconnected VoIP Provider" or "IVP" as used in this Agreement is the entity that provides interconnected VoIP service as that term is defined in 47 U.S.C. § 153(57) and for the purposes of this Agreement.

3. **Interconnected VoIP Service**

- 3.1. AT&T and CLEC will interconnect, exchange traffic and maintain compensation for all traffic originated by or destined for an IVP. Such traffic will be treated as though it were traffic originated or terminated on the Parties' networks, including but not limited to intercarrier compensation, transit compensation and interconnection facilities.
- 3.2. AT&T-21STATE and CLEC shall route such IVP traffic destined for the other Party's "end" office(s) interconnected under this Agreement as defined in the LERG.

4. **Lifeline and Link Up Services**

- 4.1. Delete the rates, terms and conditions related to Lifeline and Link Up service offerings from the Agreement. Lifeline and Link Up service will no longer be available under the Agreement.

5. **Forbearance**

- 5.1. Delete the rates, terms and conditions related to the unbundling of a 64 kbps voice-grade channel to provide narrowband services over fiber where an incumbent LEC retires a copper loop it has overbuilt with a fiber-to-the-home or fiber-to-the-curb loop.

6. **Intercarrier Compensation**

- 6.1. For the states of California, Illinois, Indiana, Michigan, Ohio and Wisconsin, the Parties hereby implement the intercarrier compensation rates reflected in the Pricing Sheet attached hereto as Exhibit C, for the termination of the Local Calls subject to intercarrier compensation exchanged between the Parties in the applicable state(s). The intercarrier compensation rates included in Exhibit C hereby supersede the existing rate elements included in the Agreement for purposes of reciprocal compensation.

7. **Termination of Agreement After Initial Term Expiration**

- 7.1. The Parties agree to replace the applicable sections where N.# equals 2.2 through 2.6 for the states of Alabama, Florida, Georgia, Kentucky, Louisiana, Mississippi, South Carolina and Tennessee; 2.3 through 2.7 for Texas; 4.3 through 4.12 for Kansas; 4.3 through 4.14 for the states of Arkansas and Missouri; 5.3 through 5.10 for the states of Illinois and Indiana; 7.2 through 7.5 for Ohio; 21.2 through 21.3 for Michigan; 21.1.3 through 21.1.8 for Wisconsin; and 22.3 through 22.7 for California with the following:

N.# Termination for Nonperformance or Breach:

- N.#.1 Notwithstanding any other provision of this Agreement, either Party may terminate this Agreement and the provision of any services provided pursuant to this Agreement, in the event that the other Party fails to perform a material obligation or breaches a material term of this Agreement and the other Party fails to cure such nonperformance or breach within forty-five (45) calendar days after written Notice thereof. If the nonperforming Party fails to cure such nonperformance or breach within the forty-five (45) calendar day period provided for within the original Notice, then the terminating Party will provide a subsequent written

Notice of the termination of this Agreement and such termination shall take effect immediately upon delivery of written Notice to the other Party except in instances in which the nonperformance or breach is subject to an ongoing dispute resolution or arbitration.

N.#.2 If, at any time during the term of this Agreement, AT&T-21STATE is unable to contact CLEC pursuant to the Notices provision hereof or any other contact information provided by CLEC under this Agreement, and there are no active services under this Agreement, then AT&T-21STATE may, at its discretion, terminate this Agreement, without any liability whatsoever, upon sending of thirty (30) day advance notification to CLEC pursuant to the Notices Section hereof.

N.#+1 Termination of Agreement after initial term expiration:

N.#+1.1 Where CLEC has no End Users or is no longer purchasing any services under this Agreement, CLEC may terminate the Agreement by providing "Notice of Termination" to AT&T-21STATE at any time after the initial term of this Agreement.

N.#+1.2 At any time within one hundred and eighty (180) days or any time thereafter of the initial term either Party may serve "Notice of Expiration" or "Notice of Termination" (if served after Expiration). CLEC shall have thirty (30) calendar days to provide written confirmation to the Notice of Expiration/Termination indicating if CLEC wishes to pursue a successor agreement(s) or terminate its Agreement. CLEC shall identify the action to be taken in each of the applicable state(s). If CLEC wishes to pursue a successor agreement(s), CLEC shall include in its written confirmation or Notice of Expiration/Termination, a request to commence negotiations under Sections 251/252 of the Act and identify each of the state(s) to which the successor agreement will apply. Upon receipt of CLEC's Section 252(a)(1) request, the Parties shall commence good faith negotiations for a successor agreement.

N.#+1.3 Where CLEC has End Users and/or is purchasing services under this Agreement, if either Party seeks to terminate this Agreement and neither Party has requested negotiation of a successor agreement pursuant to Section N.#+1.2 above, this Agreement will terminate on the ninety-first (91st) day following receipt of notice to terminate this Agreement. In the event the Agreement is terminated pursuant to this Section N.#+1.3 CLEC shall cooperate in good faith to effect an orderly transition of services prior to the termination of this Agreement under this Section unless mutually agreed otherwise. CLEC shall be solely responsible (from a financial, operational and administrative standpoint) to ensure that its End Users are transitioned to a new LEC, CMRS carrier or IVP prior to the expiration or termination date of this Agreement or other date as agreed to by the Parties.

N.#+1.4 If the Parties are in "Active Negotiations" (negotiations within the statutory clock established in the Act under Section 252(b)) or a Party has filed for arbitration with the Commission, AT&T-21STATE shall continue to provide services to CLEC pursuant to the rates, terms and conditions set forth in this Agreement until a successor agreement becomes effective between the Parties. AT&T-21STATE's obligation to provide services under this Agreement beyond the expiration date is conditioned upon the Parties adherence to the timeframes established within Section 252(b) of the Act, or as may be extended upon mutual agreement of the Parties. If CLEC does not adhere to said timeframes or CLEC withdraws its arbitration or there is not an extension of time or continuance of such arbitration, AT&T-21STATE may provide Notice to CLEC that all services provided thereafter shall be pursuant to the rates, terms and conditions set forth in AT&T-21STATE's then current standard interconnection agreement ("Generic") as found on AT&T's CLEC Online website. Provided however, at any time, the CLEC may elect to adopt a successor agreement pursuant to Section 252(i) of the Act and all services provided thereafter shall be pursuant to the rates, terms and conditions set forth in such adopted agreement.

N.#+1.5 Either on or following the expiration date of this Agreement, if the Parties have not entered into a new agreement or are not in Active Negotiations as described in Section N.#+1.4

above, the Agreement shall remain in full force and effect on a month to month basis unless both Parties mutually agree to terminate, or either Party provides "Notice of Termination" as provided for in Section N.#+1.

8. Customer Information Services (CIS)

- 8.1. With the exception of 8.3 herein, delete all rates, terms and conditions pertaining to Operator Services (OS), Directory Assistance (DA), Directory Assistance Listings (DAL), and Inward Assistance Operator Services (INW) (e.g., Busy Line Verification (BLV), Busy Line Verification/Interrupt (BLV/I), etc.) from the Agreement.
- 8.2. Except as provided in this Section 8.2, the rates, terms and conditions for listings as it relates to inclusion of CLEC's listings in AT&T-21 State's white pages directory and Directory Assistance (DA) database will be in the same manner as AT&T-21STATE makes listings available to AT&T-21STATE retail End Users.
 - 8.2.1. AT&T-21STATE will include in appropriate white pages directories, where available, and DA database the primary alphabetical listings of CLEC End Users, which are submitted by CLEC in its sole discretion and are located within the AT&T-21STATE ILEC Territory. To the extent that AT&T-21STATE ceases publishing of printed white pages directories for an AT&T-21STATE ILEC territory, AT&T-21STATE shall have no obligation to publish such directories for CLEC's End Users in that ILEC territory.
- 8.3. **Add the following provisions to the Attachment or Appendix for Resale** (Exhibit B is being incorporated solely for the purpose of providing CIS terms for Resale, as modified by CIS items 1-4.)
 - CIS.1 For Resale service, AT&T will provide Customer Information Services to CLEC's End Users where technically feasible and/or available to AT&T retail End Users. Dialing, response, and sound quality will be provided in parity to AT&T retail End Users.
 - CIS.2 CLEC is solely responsible for the payment of all charges for all services furnished under this Attachment, including but not limited to calls originated or accepted at CLEC's location and its End Users' service locations.
 - CIS.3 Interexchange carrier traffic (e.g., sent-paid, information services and alternate operator services messages) received by AT&T for billing to Resale End User accounts will be returned as unbillable and will not be passed to CLEC for billing. An unbillable code will be returned with those messages to the carrier indicating that the messages were generated by a Resale account and will not be billed by AT&T.
 - CIS.4 AT&T shall not be responsible for the manner in which utilization of Resale Services or the associated charges are allocated to End Users or others by CLEC. Applicable rates and charges for services provided to CLEC under this Attachment will be billed directly to CLEC and shall be the responsibility of CLEC.

Charges billed to CLEC for all services provided under this Attachment shall be paid by CLEC regardless of CLEC's ability or inability to collect from its End Users for such services.

If CLEC does not wish to be responsible for payment of charges for calling card, collect, or third number billed calls (Alternately Billed Traffic or "ABT") or toll and information services (for example, 900 calls), CLEC must order the appropriate available blocking for lines provided under this Attachment and pay any applicable charges. It is the responsibility of CLEC to order the appropriate toll restriction or blocking on lines resold to End Users. CLEC acknowledges that blocking is not available for certain types of calls, including without limitation 800, 888, 411 and Directory Assistance Express Call Completion. Depending on the origination point, for example, calls originating from correctional facilities, some calls may bypass blocking systems. CLEC acknowledges all such limitations and accepts all responsibility for any charges associated with calls for which blocking is not available and any charges associated with calls that bypass blocking systems.

9. The Agreement(s) is hereby amended to reflect the name change(s) as shown in the attached Exhibit A.

10. AT&T shall reflect that name as shown in the attached Exhibit A only for the main billing account (header card) for each of the accounts previously billed to CLEC. AT&T shall not be obligated, whether under this Amendment or otherwise, to make any other changes to AT&T's records with respect to those accounts, including to the services and items provided and/or billed thereunder or under the Agreement(s). Without limiting the foregoing, CLEC affirms, represents, and warrants that the ACNA and OCN for those accounts shall not change from that previously used by CLEC with AT&T for those accounts and the services and items provided and/or billed thereunder or under the Agreement(s).
11. The Parties agree to replace the entire Notices Section from the Agreement where N equals 19 in Alabama, Florida, Georgia, Kentucky, Louisiana, Mississippi, Ohio, South Carolina and Tennessee; 15 in Arkansas, Kansas and Missouri; 30.14 in California; 17 in Illinois and Indiana; 29.10 in Michigan; 13.0 in Texas and 30.10 in Wisconsin with the following language:

N. Notices

- N.1 Notices given by CLEC to AT&T under this Agreement shall be in writing (unless specifically provided otherwise herein), and unless otherwise expressly required by this Agreement to be delivered to another representative or point of contact, shall be pursuant to at least one of the following methods:

N.1.1 delivered by electronic mail (email).

N.1.2 delivered by facsimile.

- N.2 Notices given by AT&T to the CLEC under this Agreement shall be in writing (unless specifically provided otherwise herein), and unless otherwise expressly required by this Agreement to be delivered to another representative or point of contact, shall be pursuant to at least one of the following methods:

N.2.1 delivered by electronic mail (email) provided CLEC has provided such information in Section N.4 below.

N.2.2 delivered by facsimile provided CLEC has provided such information in Section N.4 below.

N.2.3 notices for nonperformance/breach and/or Termination/Expiration provided via overnight courier to the CLEC contacts at the physical address reflected below.

- N.3 Notices will be deemed given as of the earliest of:

N.3.1 the date of actual receipt.

N.3.2 notice by email shall be effective on the date it is officially recorded as delivered by delivery receipt and in the absence of such record of delivery, it shall be presumed to have been delivered on the date sent.

N.3.3 on the date set forth on the confirmation produced by the sending facsimile machine when delivered by facsimile prior to 5:00 p.m. in the recipient's time zone, but the next Business Day when delivered by facsimile at 5:00 p.m. or later in the recipient's time zone.

- N.4 Notices will be addressed to the Parties as follows:

NOTICE CONTACT	CLEC CONTACT
NAME/TITLE	Richard Chapkis Deputy General Counsel
STREET ADDRESS	One Comcast Center, 55th Floor
CITY, STATE, ZIP CODE	Philadelphia, PA 19103
PHONE NUMBER*	215.286.5237
FACSIMILE NUMBER	215.286.5039
EMAIL ADDRESS	Richard_chapkis@comcast.com

With a copy to:

NOTICE CONTACT	CLEC CONTACT
NAME/TITLE	Beth O'Donnell Director, Regulatory Affairs
STREET ADDRESS	One Comcast Center, 55th Floor
CITY, STATE, ZIP CODE	Philadelphia, PA 19103
PHONE NUMBER*	215.286.5187
FACSIMILE NUMBER	NA
EMAIL ADDRESS	beth_o'donnell@comcast.com

	AT&T CONTACT
NAME/TITLE	Contract Management ATTN: Notices Manager
FACSIMILE NUMBER	(214) 712-5792
EMAIL ADDRESS	The current email address as provided on AT&T's CLEC Online website

*Informational only and not to be considered as an official notice vehicle under this Section.

- N.5 Either Party may unilaterally change its designated contact name, address, email address, and/or facsimile number for the receipt of Notices by giving written Notice to the other Party in compliance with this Section N. Unless explicitly stated otherwise, any change to the designated contact name, address, email address, and/or facsimile number will replace such information currently on file. Any Notice to change the designated contact name, address, email address, and/or facsimile number for the receipt of Notices shall be deemed effective ten (10) calendar days following receipt by the other Party.
- N.6 In addition, CLEC agrees that it is responsible for providing AT&T with CLEC's OCN and ACNA numbers for the states in which CLEC is authorized to do business and in which CLEC is requesting that this Agreement apply. In the event that CLEC changes and/or adds to the OCN and/or ACNA information in the CLEC Profile, CLEC shall send written notice to AT&T concurrently with updating the CLEC Profile in accordance with this Section N Notices provision. CLEC shall also update its CLEC Profile through the applicable form and/or web-based interface.
- N.7 AT&T communicates official information of general applicability to its CLEC customers via its Accessible Letter, or other applicable, notification processes. These processes involve electronic transmission and/or posting to the AT&T CLEC Online website, inclusive of a variety of subjects including declaration of a force majeure, changes on business processes and policies, and other product/service related notices not requiring an amendment to this Agreement. For purposes of clarification, this provision does not apply to Notices to Comcast about its performance or other obligations under this Agreement, which shall be given pursuant to the Notices provision herein.
12. For avoidance of doubt, the effective date for a CLEC that adopts this Agreement pursuant to Section 252(i) shall be ten (10) days following approval by the Commission and not the Effective Date for the CLEC that was an original Party to the Agreement and/or Amendment.
13. This Amendment shall be deemed to revise the terms and provisions of the Agreement only to the extent necessary to give effect to the terms and provisions of this Amendment. In the event of a conflict between the terms and provisions of this Amendment and the terms and provisions of the Agreement (including all incorporated or accompanying Appendices, Addenda, and Exhibits to the Agreement), this Amendment shall govern, provided, however, that the fact that a term or provision appears in this Amendment but not in the Agreement, or in the Agreement but not in this Amendment, shall not be interpreted as, or deemed grounds for finding, a conflict for purposes of this Amendment.
14. In entering into this Amendment, neither Party waives, and each Party expressly reserves, any rights, remedies or arguments it may have at law or under the intervening law or regulatory change provisions in the underlying Agreement

(including intervening law rights asserted by either Party via written notice predating this Amendment) with respect to any orders, decisions, legislation or proceedings and any remands thereof, which the Parties have not yet fully incorporated into this Agreement or which may be the subject of further review.

15. This Amendment shall not modify or extend the Effective Date or Term of the underlying Agreement, but rather, shall be coterminous with such Agreement.
16. EXCEPT AS MODIFIED HEREIN, ALL OTHER TERMS AND CONDITIONS OF THE UNDERLYING AGREEMENT SHALL REMAIN UNCHANGED AND IN FULL FORCE AND EFFECT.
17. Signatures by all Parties to this Amendment are required to effectuate this Amendment. This Amendment may be executed in counterparts. Each counterpart shall be considered an original and such counterparts shall together constitute one and the same instrument.
18. For Alabama, Florida, Georgia, Illinois, Indiana, Kansas, Kentucky, Louisiana, Michigan, Mississippi, Missouri, South Carolina, Tennessee, Texas: This Amendment shall be filed with and is subject to approval by the applicable state Commission and shall become effective ten (10) days following approval by such Commission. For Arkansas: This Amendment shall be filed with the Arkansas Public Service Commission and shall become effective upon filing. For Ohio: Based on the Public Utilities Commission of Ohio Rules, the Amendment is effective upon filing and is deemed approved by operation of law on the 91st day after filing. For California: Pursuant to Resolution ALJ 257, this filing will become effective, absent rejection of the Advice Letter by the Commission, upon thirty (30) days after the filing date of the Advice Letter to which this Amendment is appended. For Wisconsin: Pursuant to Wisconsin Statute § 196.40, this Amendment shall become effective ten (10) days after the mailing date of the final order approving this Amendment.

Exhibit A

AT&T ILEC (“AT&T”)	CLEC Contract Name in Underlying Agreement	New CLEC Contract Name in Underlying Agreement	Contract Type	Approval Date
BellSouth Telecommunications, LLC d/b/a AT&T ALABAMA	Comcast Phone II, Inc. Comcast Phone, LLC	Comcast Phone of Alabama, LLC	INTERCONNECTION	10/4/05
Southwestern Bell Telephone Company d/b/a AT&T ARKANSAS	Comcast Phone of Arkansas, LLC d/b/a Comcast Digital Phone	Remains the Same	INTERCONNECTION	3/14/06
Pacific Bell Telephone Company d/b/a AT&T CALIFORNIA	Comcast Phone of California, LLC	Remains the Same	INTERCONNECTION	10/26/05
BellSouth Telecommunications, LLC d/b/a AT&T Florida d/b/a AT&T Southeast	Comcast Phone, LLC Comcast Phone II, Inc.	Comcast Phone of Florida, LLC d/b/a Comcast Digital Phone	INTERCONNECTION	1/8/06
BellSouth Telecommunications, LLC d/b/a AT&T GEORGIA	Comcast Phone, LLC Comcast Phone II, Inc.	Comcast Phone of Georgia, LLC	INTERCONNECTION	11/10/05
Illinois Bell Telephone Company d/b/a AT&T Illinois d/b/a AT&T Wholesale	Comcast Phone of Illinois, LLC d/b/a Comcast Digital Phone d/b/a CIMCO, a division of Comcast Business Services	Comcast Phone of Illinois, LLC d/b/a Comcast Digital Phone	INTERCONNECTION	4/21/04
Indiana Bell Telephone Company Incorporated d/b/a AT&T INDIANA	Comcast Phone of Central Indiana, LLC	Remains the Same	INTERCONNECTION	10/29/09

Southwestern Bell Telephone Company d/b/a AT&T KANSAS	Comcast Phone of Kansas, LLC	Remains the Same	INTERCONNECTION	11/2/05
BellSouth Telecommunications, LLC dba AT&T Kentucky and AT&T Southeast	Comcast Phone, LLC Comcast Phone II, Inc.	Comcast Phone of Kentucky, LLC d/b/a Comcast Digital Phone	INTERCONNECTION	9/27/05
BellSouth Telecommunications, LLC d/b/a AT&T LOUISIANA	Comcast Phone II, Inc. Comcast Phone, LLC	Comcast Phone of Louisiana, LLC	INTERCONNECTION	7/1/06
Michigan Bell Telephone Company d/b/a AT&T MICHIGAN	Comcast Phone of Michigan, LLC d/b/a CIMCO, a division of Comcast Business Services	Comcast Phone of Michigan, LLC d/b/a Comcast Digital Phone	INTERCONNECTION	7/10/02
Southwestern Bell Telephone Company d/b/a AT&T MISSOURI	Comcast Phone of Missouri, LLC	Remains the Same	INTERCONNECTION	9/14/05
BellSouth Telecommunications, LLC d/b/a AT&T MISSISSIPPI	Comcast Phone II, Inc. Comcast Phone, LLC	Comcast Phone of Mississippi, LLC	INTERCONNECTION	8/29/06
The Ohio Bell Telephone Company d/b/a AT&T OHIO	Comcast Phone of Ohio, LLC d/b/a CIMCO, a Division of Comcast Business Services	Comcast Phone of Ohio, LLC d/b/a Comcast Digital Phone	INTERCONNECTION	2/23/10
BellSouth Telecommunications, LLC d/b/a AT&T SOUTH CAROLINA	Comcast Phone II, Inc. Comcast Phone, LLC	Comcast Phone of South Carolina, Inc.	INTERCONNECTION	12/6/05
BellSouth Telecommunications, LLC d/b/a AT&T TENNESSEE	Comcast Phone II, Inc. Comcast Phone, LLC	Comcast Phone of Tennessee, LLC dba Comcast Digital Phone	INTERCONNECTION	11/21/05

Southwestern Bell Telephone Company d/b/a AT&T TEXAS	Comcast Phone of Texas, LLC	Remains the Same	INTERCONNECTION	9/13/05
Wisconsin Bell, Inc. d/b/a AT&T WISCONSIN	Comcast Phone of Wisconsin, LLC	Remains the Same	INTERCONNECTION	2/26/09

*In the case of Contract Id: 08082017-8417
Exhibit B applies solely to Resale Services*

ATTACHMENT 06 – OPERATOR SERVICES AND DIRECTORY ASSISTANCE (f/k/a CUSTOMER INFORMATION SERVICES)

TABLE OF CONTENTS

<u>Section</u>	<u>Page Number</u>
1.0 Introduction	3
2.0 Definitions	3
3.0 Operator Services (OS) / Directory Assistance (DA).....	4
4.0 LISTINGS	7
5.0 General Conditions for Operator Services (OS), Directory Assistance (DA).....	9
6.0 Termination – Entire Attachment 06 – Operator Assistance and Directory Assistance Services	9

1.0 INTRODUCTION

1.1 This Attachment sets forth the rates, terms and conditions under which AT&T-21STATE shall provide Operator Services/Directory Assistance (OS/DA) and Listings.

1.2 OS/DA:

1.2.1 This Attachment sets forth the rates, terms and conditions under which the Parties shall jointly carry out OS/DA on a wholesale basis for CLEC End Users residing in AT&T-21STATE's local Exchange territory, regardless of whether CLEC is serving its End Users via:

1.2.1.1 CLEC's own physical Switches; or

1.2.1.2 Resale of AT&T-21STATE Retail OS/DA service.

1.2.2 CLEC shall be the retail OS/DA provider to its End Users, and AT&T-21STATE shall be the wholesale provider of OS/DA operations to CLEC. AT&T-21STATE shall answer CLEC's End User OS/DA calls on CLEC's behalf, as follows:

1.2.2.1 When the End User dials 0- or 0+ the telephone number, AT&T-21STATE shall provide the Operator Services described in Section 3.4 below. CLEC may set its own retail OS/DA rates, and CLEC therefore acknowledges its responsibility to obtain (a) End User agreement to the OS/DA retail rates (e.g., by tariff or contract), and (b) any necessary regulatory approvals for its OS/DA retail rates.

1.2.2.2 In response to CLEC End User inquiries about OS/DA rates, where available and technically feasible, AT&T-21STATE operators shall quote CLEC retail OS/DA rates, provided by CLEC (see Section 3.6 below). If further inquiries are made about rates, billing and/or other "business office" questions, AT&T-21STATE's OS/DA operators shall direct the calling party's inquiries to a CLEC-provided contact number (also see Section 3.6 below).

1.2.3 CLEC shall pay the applicable OS/DA rates found in the Pricing Sheet based upon CLEC's status as a Facilities-Based CLEC or a reseller. Provided however, CLEC may serve both as a reseller and as a facilities-based provider and CLEC may convert its facilities-based End Users to Resale service, or vice versa, as described below in Section 3.6.7 below.

1.2.3.1 CLEC acknowledges and understands that wholesale OS/DA rates differ between Resale and facilities-based service, and that both types of OS/DA wholesale rates are listed in the Pricing Sheet.

1.2.3.2 Billing and payment details, including the assessment of late payment charges for unpaid balances, are governed by the General Terms and Conditions in this Agreement.

1.3 Listings:

1.3.1 This Attachment sets forth terms and conditions that apply to Resale and Facility-Based CLECs for subscriber listing information provided by AT&T-21STATE.

2.0 DEFINITIONS

2.1 "Consolidated Reference Rater (CRR)" provides reference information (business office and repair numbers) and rate quotes for CLEC End Users.

2.2 "Facilities-Based CLEC" means a CLEC that provides service through its own switch or a Third Party provider's switch.

2.3 "General Assistance" means a service in which the End User dialing - 0 asks the OS operator for assistance. The operator will respond in accordance with OS methods and practices that are in effect at the time the End User makes an OS call where available and technically feasible.

2.4 "Listings" means information identifying the listed names of subscribers of carriers and subscribers' telephone numbers, addresses or primary advertising classification or any combination, and that carrier or affiliate has published, caused to be published or accepted for publication in any directory format.

2.5 "Services" means Operator Services/Directory Assistance (OS/DA) and Listings.

2.6 "Toll Center Code" means the three digit access tandem code ("ATC") that uniquely identifies a tandem switch in the Local Exchange Routing Guide (LERG) designated as providing access to operator services functions.

3.0 OPERATOR SERVICES (OS) / DIRECTORY ASSISTANCE (DA)

3.1 Dialing Parity:

3.1.1 AT&T-21STATE will provide OS/DA to CLEC's End Users with no unreasonable dialing delays and at dialing parity with AT&T-21STATE retail OS/DA services.

3.2 Response Parity:

3.2.1 Where available and technically feasible, CLEC's End Users shall be answered by AT&T-21STATE's OS and DA platforms with the same priority and using the same methods as for AT&T-21STATE's End Users.

3.2.2 Any technical difficulties in reaching the AT&T-21STATE OS/DA platform (e.g., cable cuts in the OS/DA trunks, unusual OS/DA call volumes, etc.) will be experienced at parity with AT&T-21STATE End Users served via that same AT&T-21STATE End Office Switch.

3.3 Requirements to Physically Interconnect:

3.3.1 This section describes the physical interconnection and trunking requirements for a Facilities-Based CLEC to interconnect with AT&T-21STATE's OS/DA switches.

3.3.2 The demarcation point for OS/DA traffic between the Parties' networks need not coincide with the point of interconnection for the physical interconnection of all other inter-carrier voice traffic, but at a minimum must be in the Local Access and Transport Area (LATA) in which the CLEC's OS/DA traffic originates.

3.3.2.1 Because CLEC's switch may serve End Users in more than one LATA, the Parties agree that CLEC's OS/DA traffic originates from the physical location of the End User dialing 0, 411, or 555-1212 and not the physical location of CLEC's switch.

3.3.2.2 To the extent CLEC is serving via circuit-switched wireless technology, the physical location of the End User dialing 0, 411, or 555-1212 shall be deemed the End User's physical billing address, regardless of whether the End User may be roaming at the time of placing the OS/DA call.

3.3.3 The Parties will establish an OS/DA demarcation point at the AT&T-21STATE's OS/DA switch. By mutual agreement, an alternative OS/DA demarcation point may be determined based on the following factors:

3.3.3.1 The size and type of facilities needed to carry CLEC's switch-based OS/DA traffic;

3.3.3.2 Whether CLEC wishes to interconnect for OS or DA, or both;

3.3.3.3 Whether CLEC or CLEC's Affiliate is collocated in an AT&T-21STATE local tandem office and wishes to use the collocation as the OS/DA demarcation point; and

3.3.3.4 Whether CLEC or CLEC's Affiliate already has existing OS/DA facilities in place to the AT&T-21STATE's OS/DA platforms.

3.3.4 CLEC shall be financially responsible for the transport facilities to the AT&T-21STATE's switch(es). CLEC may self-provision these OS/DA facilities, lease them from Third Parties, or lease them from AT&T-21STATE's intrastate Special Access Tariff. CLEC shall remain financially responsible for the transport facilities to the AT&T-21STATE's switch(es) and/or any one-way trunk groups from its designated operator assistance and directory assistance (or OA/DA) switch to the AT&T-21STATE operator assistance switch until CLEC initiates and successfully disconnects such transport facilities and/or trunk groups.

3.3.5 General OS/DA Trunking Requirements:

- 3.3.5.1 CLEC will initiate an Access Service Request (ASR) for all OS/DA trunk groups from its switch to the appropriate AT&T-21STATE OS/DA switches as a segregated one-way trunk group utilizing Multi-Frequency (MF) signaling. Unless technically infeasible, AT&T-21STATE will provision all such one-way trunk groups in the same manner and at the same intervals as for all other interconnection trunks between the Parties.
- 3.3.5.2 CLEC will employ Exchange Access Operator Services Signaling (EAOSS) from the AT&T-21STATE End Offices to the AT&T-21STATE OS/DA switches that are equipped to accept 10-Digit Signaling for Automatic Number Identification (ANI).
- 3.3.5.3 Where EAOSS is not available, Modified Operator Services Signaling (MOSS) will be utilized, and a segregated one-way trunk group with MF signaling will be established from CLEC to each AT&T-21STATE OS/DA switch for each served Numbering Plan Area (NPA) in the LATA.
- 3.3.6 Specific OS/DA Trunk Groups and Their Requirements
 - 3.3.6.1 Operator Service Trunks:
 - 3.3.6.1.1 CLEC shall establish a one-way trunk group from CLEC's switch to the AT&T-21STATE OS switch serving OS End Users in that LATA. An OS only trunk group will be designated with the appropriate OS traffic use code and modifier. If the trunk group transports combined OS/DA/DACC over the same trunk group, then the group will be designated with a different traffic use code and modifier for combined services. CLEC will have administrative control for the purpose of issuing ASRs on this one-way trunk group.
 - 3.3.6.2 DA/DA Call Completion (DACC) Trunks:
 - 3.3.6.2.1 Where permitted, CLEC shall establish a one-way trunk group from CLEC's switch to the AT&T-21STATE DA switch serving DA End Users in that LATA. If the trunk group transports DA/DACC only, but not OS, then the trunk group will be designated with the appropriate DA traffic use code and modifier.
 - 3.3.6.2.2 In AT&T-12STATE, if OS/DA/DACC is transported together on a combined trunk group, then the group will be designated with a different appropriate traffic use code and modifier from that used for a DA/DACC only trunk group. CLEC will have administrative control for the purpose of issuing ASRs on this one-way trunk group.
 - 3.3.6.2.3 In AT&T SOUTHEAST REGION 9-STATE, if OS/DA/DACC is transported together on a combined trunk group, then the group will be designated with an appropriate traffic use code and modifier. CLEC will have administrative control for the purpose of issuing ASRs on this one-way trunk group.
- 3.4 Operator Services Call Processing and Rates:
 - 3.4.1 AT&T-21STATE will assess its OS charges based upon whether the CLEC End User is receiving (a) manual OS (i.e., provided via an operator), or (b) automated OS (i.e., an OS switch equipment voice recognition feature, functioning either fully or partially without operators where available and technically feasible). The Pricing Sheet contains the full set of OS recurring and nonrecurring rates.
 - 3.4.2 AT&T-21STATE will provide OS to CLEC End Users where available and technically feasible to AT&T-21STATE End Users served in accordance with OS methods and practices in effect at the time the CLEC End User makes an OS call.
- 3.5 Directory Assistance Call Processing and Rates:
 - 3.5.1 AT&T-21STATE DA charges are assessed on a flat rate per call, regardless of call duration. The Pricing Sheet contains the recurring and nonrecurring rates.
 - 3.5.2 AT&T-21STATE will provide DA Services to CLEC End Users where available and technically feasible to AT&T-21STATE End Users served in accordance with DA Services methods and practices that are in effect

at the time CLEC End User makes a DA call. AT&T-21STATE will provide the following DA services to a CLEC End User:

- 3.5.2.1 Local Directory Assistance - Consists of providing published name and telephone number.
- 3.5.2.2 Directory Assistance Call Completion (DACC) - A service in which a local or an intraLATA call to the requested number is completed.
- 3.5.2.3 National Directory Assistance (NDA) - A service whereby callers may request published name and telephone number outside their LATA or local calling area for any listed telephone number in the United States.
- 3.5.2.4 Reverse Directory Assistance (RDA) - Consists of providing listed local and national name and address information associated with a telephone number.
- 3.5.2.5 Business Category Search (BCS) - A service whereby callers may request business telephone number listings for a specified category of business, when the name of the business is not known. Telephone numbers may be requested for local and national businesses.

3.6 OS/DA Non-recurring Charges for Loading Automated Call Greeting (i.e., Brand Announcement), Rates and Reference Information:

- 3.6.1 CLEC End Users will hear silence upon connecting with the OS/DA switch. As an alternative to silence, CLEC may custom brand for which custom brand charges will apply.
 - 3.6.1.1 CLEC will provide announcement phrase information, via Operator Services Translations Questionnaire (OSTQ), to AT&T-21STATE in conformity with the format, length, and other requirements specified for all CLECs on the AT&T CLEC Online website.
 - 3.6.1.2 AT&T-21STATE will then perform all of the loading and testing of the announcement for each applicable OS/DA switch prior to live traffic. CLEC may also change its pre-recorded announcement at any time by providing a new announcement phrase in the same manner. CLEC will be responsible for paying subsequent loading and testing charges.
 - 3.6.1.3 CLEC understands that End Users may not perceive silent announcements as ordinary mechanical handling of OS/DA calls.
 - 3.6.1.4 CLEC agrees that if it does not brand the call, CLEC shall indemnify and hold AT&T-21STATE harmless from any regulatory violation, consumer complaint, or other sanction for failing to identify the OS/DA provider to the dialing End User.
- 3.6.2 AT&T-21STATE will be responsible for loading the CLEC provided recording into all applicable OS and/or DA switches prior to live traffic, testing the announcement for sound quality at parity with that provided to AT&T-21STATE End Users. CLEC will be responsible for paying the initial recording announcement loading charges, and thereafter, the per-call charge as well as any subsequent loading charges if new recordings or silent announcements are provided as specified above.
- 3.6.3 Branding load charges are assessed per loaded recording, per OCN, per switch. For example, a CLEC Reseller may choose to brand under a different name than its facilities-based operations, and therefore two separate recordings could be loaded into each switch, each incurring the branding or silent load charge. These charges are mandatory, nonrecurring, and are found in the Pricing Sheet.
- 3.6.4 Where Consolidated Reference Rater ("CRR") is available and technically feasible, the applicable CLEC-charged retail OS/DA rates and a CLEC-provided contact number (e.g., reference to a CLEC business office or repair center) are loaded into the system utilized by the OS operator.
- 3.6.5 Where CRR is available and technically feasible, AT&T-21STATE will be responsible for loading the CLEC-provided OS/DA retail rates and the CLEC provided contact number(s) into the OS/DA switches. CLEC will be responsible for paying the initial reference and rate loading charges.

- 3.6.6 CRR load charges are assessed per loaded set of rates/references, where CRR is available and technically feasible, per OCN, per state. For example, a CLEC reseller may choose to rate differently than its Facilities-Based CLEC operations, or may change its rates/references during the life of the contract, and therefore separate sets of rates/references could be loaded for each OCN, per state, with each loading incurring the rate/reference charge. These charges are mandatory, nonrecurring and are found in the Pricing Sheet.
- 3.6.7 Converting End Users from prior branded service to CLEC or silent-branded service, or between Resale and facilities-based service:
- 3.6.7.1 To the extent that CLEC has already established the branding/silent announcement recording in AT&T-21STATE OS/DA switches for both Resale and facilities-based service, then no non-recurring charges apply to the conversion of End Users from prior Resale OS/DA wholesale service to facilities-based OS/DA wholesale service, or vice versa.
- 3.6.7.2 To the extent that CLEC has not established the branding announcement recording in AT&T-21STATE OS/DA switches for Resale and/or facilities-based service, then non-recurring charges apply to set up the OS/DA call for the new type of service, as is described in Section 3.6 above, and at the rates set forth in the Pricing Sheet.

4.0 LISTINGS

4.1 General Provisions:

- 4.1.1 Subject to state requirements and AT&T-21STATE's practices, as well as the rules and regulations applicable to the provision of listings, AT&T-21STATE will make available to CLEC, for CLEC End Users, non-discriminatory access to listings in the same manner as AT&T-21STATE makes listings available to AT&T-21STATE retail End Users.

4.2 Responsibilities of the Parties:

- 4.2.1 Subject to AT&T-21STATE's practices, as well as the rules and regulations applicable to the provision of white page directories, AT&T-21STATE will include in appropriate white pages directories the primary alphabetical listings of CLEC End Users located within the AT&T-21STATE ILEC Territory. When CLEC provides its subscriber listing information to AT&T-21STATE listings database, CLEC will receive for its End User, one primary listing in AT&T-21STATE white pages directory and a listing in AT&T-21STATE's DA database at no charge, other than applicable service order charges as set forth in the Pricing Sheet.
- 4.2.1.1 Except in the case of a Local Service Request (LSR) submitted solely to port a number from AT&T SOUTHEAST REGION 9-STATE, if such listing is requested on the initial LSR associated with the request for services, a single manual service order charge or electronic service order charge, as appropriate, will apply to both the request for service and the request for the directory listing. Where a subsequent LSR is placed solely to request a directory listing, or is placed to port a number and request a directory listing, separate service order charges as set forth in AT&T-21STATE's tariffs shall apply, as well as the manual service order charge or the electronic service order charge, as appropriate.
- 4.2.1.2 Listing Information Confidentiality:
- 4.2.1.2.1 AT&T-21STATE will afford CLEC's directory listing information the same level of confidentiality that AT&T-21STATE affords its own directory listing information.
- 4.2.1.3 Unlisted/Non-Published End Users:
- 4.2.1.3.1 CLEC will provide to AT&T-21STATE the names, addresses and telephone numbers of all CLEC End Users who wish to be omitted from directories. Non-listed/Non-Published listings will be subject to the rates as set forth in AT&T-21STATE's tariffs and/or service guidebooks. AT&T-21STATE does not provide a resale discount for any listings.

4.2.1.4 Additional Listings:

4.2.1.4.1 Where a CLEC End User requires listings in addition to the primary listing to appear in the white pages directory, AT&T-21STATE will offer such listings at rates as set forth in AT&T-21STATE's tariffs and/or service guidebooks. AT&T-21STATE does not provide a resale discount for any listings. CLEC shall furnish to AT&T-21STATE subscriber listing information pertaining to CLEC End Users located within the AT&T-21STATE ILEC Territory, along with such additional information as AT&T-21STATE may be required to include in the alphabetical listings of said directory. CLEC shall refer to the AT&T CLEC Online website for methods, procedures and ordering information.

4.2.2 CLEC will provide accurate subscriber listing information of its subscribers to AT&T-21STATE via a mechanized feed of the directory listing information to AT&T-21STATE's Directory Listing database. CLEC agrees to submit all listing information via a mechanized process within six (6) months of the Effective Date of this Agreement, or upon CLEC reaching a volume of two hundred (200) listing updates per day, whichever comes first. CLEC's subscriber listings will be interfiled (interspersed) in the directory among AT&T-21STATE's subscriber listing information. CLEC will submit listing information within one (1) business day of installation, disconnection or other change in service (including change of non-listed or non-published status) affecting the DA database or the directory listing of a CLEC End User. CLEC must submit all listing information intended for publication by the directory close (a/k/a last listing activity) date.

4.2.3 White Page Directories:

4.2.3.1 Subject to state requirements and AT&T-21STATE's practices, as well as the rules and regulations applicable to the provision of white page directories, each CLEC subscriber may receive one copy per primary End User listing, as provided by CLEC, of the appropriate AT&T-21STATE white pages directory in the same manner, format and at the same time that they are delivered to AT&T-21STATE's retail End Users.

4.2.4 Use of Subscriber Listing Information:

4.2.4.1 Subject to AT&T-21STATE's practices, as well as the rules and regulations applicable to the provision of white page directories, AT&T-21STATE agrees to serve as the single point of contact for all independent and Third Party directory publishers who seek to include CLEC's subscriber (i.e., End User) listing information in an area directory, and to handle the CLEC's subscriber listing information in the same manner as AT&T-21STATE's subscriber listing information. In exchange for AT&T-21STATE serving as the single point of contact and handling all subscriber listing information equally, CLEC authorizes AT&T-21STATE to include and use the CLEC subscriber listing information provided to AT&T-21STATE DA databases, and to provide CLEC subscriber listing information to directory publishers. Included in this authorization is release of CLEC listings to requesting competing carriers as required by Section 271(c)(2)(B)(vii)(II) and Section 251(b)(3) and any applicable state regulations and orders. Also included in this authorization is AT&T-21STATE's use of CLEC's subscriber listing information in AT&T-21STATE's DA, DA related products and services, and directory products and services.

4.2.4.2 AT&T-21STATE further agrees not to charge CLEC for serving as the single point of contact with independent and Third Party directory publishers, no matter what number or type of requests are fielded. In exchange for the handling of CLEC's subscriber list information to directory publishers, CLEC agrees that it will receive no compensation for AT&T-21STATE's receipt of the subscriber list information or for the subsequent release of this information to directory publishers. Such CLEC subscriber list information shall be interfiled (interspersed) with AT&T-21STATE's subscriber list information and the subscriber list information of other companies that have authorized a similar release of their subscriber list information by AT&T-21STATE.

- 4.2.5 Upon identification and notice of non-compliance by AT&T-21STATE, CLEC agrees to pay all direct costs incurred by AT&T-21STATE as a result of CLEC not complying with the terms of this Attachment and in accordance with the Limitations of Liability section in the General Terms and Conditions Attachment of this Agreement.
- 4.2.6 This Attachment shall not establish, be interpreted as establishing, or be used by either Party to establish or to represent their relationship as any form of agency, partnership or joint venture.
- 4.2.7 Breach of Contract:
- 4.2.7.1 If either Party is found to have materially breached the Listings terms of this Attachment, the non-breaching Party may terminate the Listings terms of this Attachment by providing written Notice to the breaching Party, whereupon this Attachment shall be null and void with respect to any issue of white pages directory published sixty (60) or more calendar days after the date of receipt of such written Notice. CLEC further agrees to pay all costs incurred by AT&T-21STATE and/or its Affiliates and vendor as a result of such CLEC breach.
- 4.2.8 General Conditions for Listings:
- 4.2.8.1 Notwithstanding the foregoing, AT&T-21STATE reserves the right to suspend, modify or terminate, without penalty, any Listings Service offerings that are provided under this Attachment on ninety (90) days' written notice in the form of an Accessible Letter.
- 4.2.8.2 CLEC shall be solely responsible for any and all legal or regulatory requirements for the modification or discontinuance of Listings products and/or services to CLEC End Users under this Section.

5.0 GENERAL CONDITIONS FOR OPERATOR SERVICES (OS), DIRECTORY ASSISTANCE (DA)

- 5.1 Notwithstanding the foregoing, AT&T-21STATE reserves the right to suspend, modify or terminate, without penalty, any OS and/or DA feature of Service(s) offerings that are provided under this Attachment on one hundred eighty (180) days' written notice in the form of an Accessible Letter.
- 5.2 Termination:
- 5.2.1 If the CLEC terminates OS and/or DA service prior to the expiration of the term of this Agreement, CLEC shall pay AT&T-21STATE, within thirty (30) calendar days of the issuance of any bills by AT&T-21STATE, all amounts due for actual services provided under this Attachment, plus estimated monthly charges for the remainder of the term. Estimated charges will be based on an average of the actual monthly amounts billed by AT&T-21STATE pursuant to this Attachment prior to its termination. The rates applicable for determining the amount(s) under the terms outlined in this Section are those specified in the Pricing Sheet.
- 5.3 CLEC shall be solely responsible for any and all legal or regulatory requirements for the modification or discontinuance of OS and/or DA products/services to CLEC End Users under this Attachment.

6.0 TERMINATION – ENTIRE ATTACHMENT 06 – OPERATOR ASSISTANCE AND DIRECTORY ASSISTANCE SERVICES

- 6.1 The Parties reserve the right to suspend or terminate, without penalty, this Attachment in its entirety on one hundred eighty (180) days' written notice. The Attachment will be coterminous with the ICA or will continue until the Party desiring to terminate this Attachment provides one hundred eighty (180) days' written Notice to the other Party of the date the Attachment will terminate ("Termination Date"), whichever date is earlier.

PRICING SHEETS
EXHIBIT C

Attachment	State	Product	Rate Element Description	COS (Class of Service)	USOC	Zone	Monthly Recurring Charge (MRC)	Non- Recurring Charge (NRC) First	Non- Recurring Charge (NRC) Additional	Per Unit
2MR-AT	AL	LOCAL INTERCONNECTION (CALL TRANSPORT AND TERMINATION)	Rate for all ISP-Bound and Section 251(b)(5) Traffic as per FCC-01-131, per MOU				0.00bk			MOU
2MR-AT	AL	LOCAL INTERCONNECTION (CALL TRANSPORT AND TERMINATION)	Common Transport - Per Mile, Per MOU				0.00bk			MILE/MOU
2MR-AT	AL	LOCAL INTERCONNECTION (CALL TRANSPORT AND TERMINATION)	Common Transport - Facilities Termination Per MOU				0.00bk			MOU
6	AL	BRANDING - DIRECTORY ASSISTANCE	Recording and Provisioning of DA Custom Branded Announcement	AMT	CBADA			3,000.00	3,000.00	announcement
6	AL	BRANDING - DIRECTORY ASSISTANCE	Loading of Custom Branded Announcement per Switch per OCN	AMT	CBADC			1,170.00	1,170.00	per Switch per OCN
6	AL	DIRECTORY ASSISTANCE SERVICES	Directory Assistance Access Service Calls, Charge Per Call				0.31			per call
6	AL	DIRECTORY ASSISTANCE SERVICES	Directory Assistance Call Completion Access Service (DACC), Per Call				0.10			per call
6	AL	BRANDING - DIRECTORY ASSISTANCE	Directory Assistance - Rate Reference Initial Load per state per OCN					5,000.00		per state per OCN
6	AL	BRANDING - DIRECTORY ASSISTANCE	Directory Assistance - Rate Reference Subsequent Load per state per OCN						1,500.00	per state per OCN
6	AL	DIRECTORY ASSISTANCE DATABASE SERVICE (DADS)	Directory Assistance Database Service (DADS) - Initial Load, per listing					0.04		listing
6	AL	DIRECTORY ASSISTANCE DATABASE SERVICE (DADS)	Directory Assistance Database Service (DADS) - Update, per listing				0.04			listing
6	AL	DIRECTORY ASSISTANCE DATABASE SERVICE (DADS)	Directory Assistance Database Service (DADS) - Monthly Recurring Fee				150.00			monthly
6	AL	BRANDING - OPERATOR CALL PROCESSING	Recording of Custom Branded OA Announcement	AMT	CBAOS			7,000.00	7,000.00	announcement
6	AL	BRANDING - OPERATOR CALL PROCESSING	Loading of Custom Branded OA Announcement per shelf/NAV per OCN	AMT	CBAOL			500.00	500.00	per shelf/NAV per OCN
6	AL	OPERATOR CALL PROCESSING	Oper. Call Processing - Oper. Provided, Per Min. - Using BST LIDB				1.20			Minute
6	AL	OPERATOR CALL PROCESSING	Oper. Call Processing - Oper. Provided, Per Min. - Using Foreign LIDB				1.24			Minute
6	AL	OPERATOR CALL PROCESSING	Oper. Call Processing - Fully Automated, per Call - Using BST LIDB				0.20			call
6	AL	OPERATOR CALL PROCESSING	Oper. Call Processing - Fully Automated, per Call - Using Foreign LIDB				0.20			call
6	AL	BRANDING - OPERATOR CALL PROCESSING	Operator Services - Rate Reference Initial Load per state per OCN					5,000.00		per state per OCN
6	AL	BRANDING - OPERATOR CALL PROCESSING	Operator Services - Rate Reference Subsequent Load per state per OCN						1,500.00	per state per OCN
6	AL	BRANDING - DIRECTORY ASSISTANCE	Unbranding - Loading of DA per OCN (1 OCN per Order)					420.00	420.00	OCN
6	AL	BRANDING - DIRECTORY ASSISTANCE	Unbranding - Loading of DA per Switch per OCN					16.00	16.00	per Switch per OCN
6	AL	BRANDING - OPERATOR CALL PROCESSING	Unbranding - Loading of OA per OCN (Regional)					1,200.00	1,200.00	OCN
6	AL	BRANDING - OPERATOR CALL PROCESSING	Loading of OA Custom Branded Announcement per Switch per OCN					1,170.00	1,170.00	per Switch per OCN
6	AL	DIRECTORY LISTING PRODUCT	White Page Directory Listings - Initial Listing				0.00	0.00	0.00	initial listing is no charge
6	AL	DIRECTORY LISTING PRODUCT	Non Published / Non List / Additional Directory Listings							See Tariffs and / or Service Guidebook
6	AL	OTHER RESALE - DIRECTORY ASSISTANCE/OPERATOR SERVICES	Directory Assistance Services				16.30%	N/A	N/A	Flat Rate Discount for Resale
6	AL	OTHER RESALE - DIRECTORY ASSISTANCE/OPERATOR SERVICES	Local Operator Assistance Service				16.30%	N/A	N/A	Flat Rate Discount for Resale

PRICING SHEETS
EXHIBIT C

Attachment	State	Product	Rate Element Description	COS (Class of Service)	USOC	Zone	Monthly Recurring Charge (MRC)	Non- Recurring Charge (NRC) First	Non- Recurring Charge (NRC) Additional	Per Unit
2MR-AT	AR	LOCAL INTERCONNECTION (CALL TRANSPORT AND TERMINATION)	Rate for All ISP-Bound and section 251(b)(5) Traffic as per FCC 01-131, per MOU		ZZUR2		\$0.00	NA	NA	MOU
2MR-AT	AR	LOCAL INTERCONNECTION (CALL TRANSPORT AND TERMINATION)	Optional EAS Transport and Termination per MOU		ZZUR2		\$0.00	NA	NA	MOU
6	AR	DIRECTORY ASSISTANCE SERVICES	Directory Assistance (DA) - per call		ZZUO3		\$ 0.40	NA	NA	per call
6	AR	DIRECTORY ASSISTANCE SERVICES	Directory Assistance (DA) - per call - credit		ZZUO4		\$ 0.40	NA	NA	per call
6	AR	DIRECTORY ASSISTANCE SERVICES	Directory Assistance Call Completion (DACC) - per call		ZZUO7		\$ 0.15	NA	NA	per call
6	AR	DIRECTORY ASSISTANCE SERVICES	National Directory Assistance (NDA) per call		ZZUO5		\$ 0.65	NA	NA	per call
6	AR	DIRECTORY ASSISTANCE SERVICES	National Directory Assistance (NDA) per call - credit		ZZUO6		\$ 0.65	NA	NA	per call
6	AR	DIRECTORY ASSISTANCE SERVICES	Business Category Search (BCS) per call		ZZUOB		\$ 0.65	NA	NA	per call
6	AR	DIRECTORY ASSISTANCE SERVICES	Reverse Directory Assistance (RDA) per call		ZZUO8		\$ 0.65	NA	NA	per call
6	AR	DIRECTORY ASSISTANCE SERVICES	Reverse Directory Assistance (RDA) per call - credit		ZZUO9		\$ 0.65	NA	NA	per call
6	AR	BRANDING - DIRECTORY ASSISTANCE	Directory Assistance - Branding - Initial/Subsequent Load - per OCN, per switch		NRBDG		NA	\$ 1,800.00	\$ 1,800.00	per OCN, per switch
6	AR	BRANDING - DIRECTORY ASSISTANCE	Directory Assistance - Branding - per call		ZZUCB		\$ 0.030	NA	NA	per call
6	AR	BRANDING - DIRECTORY ASSISTANCE	Directory Assistance - Rate Reference Initial Load - per state, per OCN		NRBDL		NA	\$ 5,000.00	NA	per state, per OCN
6	AR	BRANDING - DIRECTORY ASSISTANCE	Directory Assistance - Rate Reference Subsequent Load - per state, per OCN		NRBDM		NA	\$ 1,500.00	NA	per state, per OCN
6	AR	DIRECTORY LISTING PRODUCT	White Page Directory Listings					NA	NA	initial listing is no charge
6	AR	DIRECTORY LISTING PRODUCT	Non Published/Non List Directory Listings					NA	NA	See Tariffs and / or Service Guidebook
6	AR	OPERATOR CALL PROCESSING	Operated Services - Fully Automated Call Processing (Per completed automated call)		ZZUO1		\$ 0.15	NA	NA	per completed automated call
6	AR	OPERATOR CALL PROCESSING	Operator Assisted Call Processing -- All Types per work second		ZZUO2		\$ 0.030	NA	NA	per work second
6	AR	BRANDING - OPERATOR CALL PROCESSING	Operator Services - Branding - Initial/Subsequent Load - per OCN, per switch		NRBDG		NA	\$ 1,800.00	\$ 1,800.00	per state per OCN
6	AR	BRANDING - OPERATOR CALL PROCESSING	Operator Services - Branding - per call		ZZUCB		\$ 0.030	NA	NA	per call
6	AR	BRANDING - OPERATOR CALL PROCESSING	Operator Services - Rate Reference Initial Load - per state, per OCN		NRBDL		NA	\$ 5,000.00	NA	per state per OCN
6	AR	BRANDING - OPERATOR CALL PROCESSING	Operator Services - Rate Reference Subsequent Load - per state, per OCN		NRBDM		NA	\$ 1,500.00	NA	per state per OCN
6	AR	OTHER RESALE - DIRECTORY ASSISTANCE/OPERATOR SERVICES	Directory Assistance Services				14.50%	NA	NA	Flat Rate Discount for Resale
6	AR	OTHER RESALE - DIRECTORY ASSISTANCE/OPERATOR SERVICES	Local Operator Assistance Service				14.50%	NA	NA	Flat Rate Discount for Resale

PRICING SHEETS
EXHIBIT C

Attachment	State	Product	Rate Element Description	COS (Class of Service)	USOC	Zone	Monthly Recurring Charge (MRC)	Non- Recurring Charge (NRC) First	Non- Recurring Charge (NRC) Additional	Per Unit
2MR-AT	CA	LOCAL INTERCONNECTION (CALL TRANSPORT AND TERMINATION)	Rate for all ISP-Bound and Section 251(b)(5) Traffic as per FCC-01-131, per MOU				\$0.00			MOU
6	CA	DIRECTORY ASSISTANCE SERVICES	Directory Assistance Rate, per call				\$ 0.40			Per Call
6	CA	DIRECTORY ASSISTANCE SERVICES	National Directory Assistance (NDA), per call				\$ 0.65			Per Call
6	CA	DIRECTORY ASSISTANCE SERVICES	Reverse Directory Assistance (RDA), per call				\$ 0.65			Per Call
6	CA	DIRECTORY ASSISTANCE SERVICES	Business Category Search (BCS), per call				\$ 0.65			Per Call
6	CA	DIRECTORY ASSISTANCE SERVICES	Express Call Completion/Directory Assistance Call Completion (DACC) - Rate per call				\$ 0.15			Per Call
6	CA	DIRECTORY ASSISTANCE SERVICES	Express Call Completion/Directory Assistance Call Completion (DACC) - Call Completion LATA Wide - Per MOU				\$ 0.00436			Per Call
6	CA	BRANDING - DIRECTORY ASSISTANCE	Branding - Other - Initial/Subsequent Load, per switch, per OCN	OPS++	BRAND		NA	\$ 1,800.00	\$ 1,800.00	per switch, per OCN
6	CA	BRANDING - DIRECTORY ASSISTANCE	Branding and Reference/Rate Look Up, per DA Call				\$ 0.03			DA call
6	CA	BRANDING - DIRECTORY ASSISTANCE	Rate Reference - Initial Load, per state, per OCN				NA	\$ 5,000.00		per state, per OCN
6	CA	BRANDING - DIRECTORY ASSISTANCE	Rate Reference - Subsequent Load, per state, per OCN				NA		\$ 1,500.00	per state, per OCN
6	CA	BRANDING - OPERATOR CALL PROCESSING	Branding - Other - Initial/Subsequent Load, per switch, per OCN	OPS++	BRAND		NA	\$ 1,800.00	\$ 1,800.00	per switch, per OCN
6	CA	BRANDING - OPERATOR CALL PROCESSING	Branding and Reference/Rate Look Up, per OS Call				\$ 0.03			OS call
6	CA	BRANDING - OPERATOR CALL PROCESSING	Rate Reference - Initial Load, per state, per OCN				NA	\$ 5,000.00		per state, per OCN
6	CA	BRANDING - OPERATOR CALL PROCESSING	Rate Reference - Subsequent Load, per state, per OCN				NA		\$ 1,500.00	per state, per OCN
6	CA	OPERATOR CALL PROCESSING	Fully Automated Call Processing, per call				\$ 0.15			call
6	CA	OPERATOR CALL PROCESSING	Operator - Assisted Call Processing - All Types, per work second				\$ 0.03			work second
6	CA	DIRECTORY LISTING PRODUCT	White Page Directory Listings				\$0.00	\$0.00	\$0.00	initial listing is no charge
6	CA	DIRECTORY LISTING PRODUCT	Non Published /Non List / Additional Directory Listings							See Tariffs and / or Service Guidebook
6	CA	OTHER RESALE - DIRECTORY ASSISTANCE/OPERATOR SERVICES	Directory Assistance Services				17.00%	N/A	N/A	Flat Rate Discount for Resale
6	CA	OTHER RESALE - DIRECTORY ASSISTANCE/OPERATOR SERVICES	Local Operator Assistance Service				17.00%	N/A	N/A	Flat Rate Discount for Resale

PRICING SHEETS
EXHIBIT C

Attachment	State	Product	Rate Element Description	COS (Class of Service)	USOC	Zone	Monthly Recurring Charge (MRC)	Non- Recurring Charge (NRC) First	Non- Recurring Charge (NRC) Additional	Per Unit
2MR-AT	FL	LOCAL INTERCONNECTION (CALL TRANSPORT AND TERMINATION)	Rate for all ISP-Bound and Section 251(b)(5) Traffic as per FCC-01-131, per MOU				0.00bk			MOU
2MR-AT	FL	LOCAL INTERCONNECTION (CALL TRANSPORT AND TERMINATION)	Common Transport - Per Mile, Per MOU				0.00bk			MILE/MOU
2MR-AT	FL	LOCAL INTERCONNECTION (CALL TRANSPORT AND TERMINATION)	Common Transport - Facilities Termination Per MOU				0.00bk			MOU
6	FL	BRANDING - DIRECTORY ASSISTANCE	Recording and Provisioning of DA Custom Branded Announcement	AMT	CBADA			3,000.00	3,000.00	announcement
6	FL	BRANDING - DIRECTORY ASSISTANCE	Loading of Custom Branded Announcement per Switch per OCN	AMT	CBADC			1,170.00	1,170.00	per Switch per OCN
6	FL	DIRECTORY ASSISTANCE SERVICES	Directory Assistance Access Service Calls, Charge Per Call				0.31			Per Call
6	FL	DIRECTORY ASSISTANCE SERVICES	Directory Assistance Call Completion Access Service (DACC), Per Call				0.10			Per Call
6	FL	BRANDING - DIRECTORY ASSISTANCE	Directory Assistance - Rate Reference Initial Load per state per OCN					5,000.00		per state per OCN
6	FL	BRANDING - DIRECTORY ASSISTANCE	Directory Assistance - Rate Reference Subsequent Load per state per OCN						1,500.00	per state per OCN
6	FL	DIRECTORY ASSISTANCE DATABASE SERVICE (DADS)	Directory Assistance Database Service (DADS)-Initial Load, per listing					0.04		listing
6	FL	DIRECTORY ASSISTANCE DATABASE SERVICE (DADS)	Directory Assistance Database Service (DADS)-Update, per listing				0.04			listing
6	FL	DIRECTORY ASSISTANCE DATABASE SERVICE (DADS)	Directory Assistance Database Service (DADS)-Monthly Recurring Fee				150.00			monthly
6	FL	BRANDING - OPERATOR CALL PROCESSING	Recording of Custom Branded OA Announcement	AMT	CBAOS			7,000.00	7,000.00	announcement
6	FL	BRANDING - OPERATOR CALL PROCESSING	Loading of Custom Branded OA Announcement per shelf/NAV per OCN	AMT	CBAOL			500.00	500.00	per shelf/NAV per OCN
6	FL	OPERATOR CALL PROCESSING	Oper. Call Processing - Oper. Provided, Per Min. - Using BST LIDB				1.20			minute
6	FL	OPERATOR CALL PROCESSING	Oper. Call Processing - Oper. Provided, Per Min. - Using Foreign LIDB				1.24			minute
6	FL	OPERATOR CALL PROCESSING	Oper. Call Processing - Fully Automated, per Call - Using BST LIDB				0.20			Per Call
6	FL	OPERATOR CALL PROCESSING	Oper. Call Processing - Fully Automated, per Call - Using Foreign LIDB				0.20			Per Call
6	FL	BRANDING - OPERATOR CALL PROCESSING	Operator Services - Rate Reference Initial Load per state per OCN					5,000.00		per state per OCN
6	FL	BRANDING - OPERATOR CALL PROCESSING	Operator Services - Rate Reference Subsequent Load per state per OCN						1,500.00	per state per OCN
6	FL	BRANDING - DIRECTORY ASSISTANCE	Unbranding via OLNS - Loading of DA per OCN (1 OCN per Order)					420.00	420.00	OCN
6	FL	BRANDING - DIRECTORY ASSISTANCE	Unbranding via OLNS - Loading of DA per Switch per OCN					16.00	16.00	per Switch per OCN
6	FL	BRANDING - OPERATOR CALL PROCESSING	Unbranding via OLNS - Loading of OA per OCN (Regional)					1,200.00	1,200.00	OCN
6	FL	BRANDING - OPERATOR CALL PROCESSING	Loading of OA Custom Branded Announcement per Switch per OCN					1,170.00	1,170.00	per Switch per OCN
6	FL	DIRECTORY LISTING PRODUCT	White Page Directory Listings				0.00	0.00	0.00	initial listing is no charge
6	FL	DIRECTORY LISTING PRODUCT	Non Published /Non List / Additional Directory Listings							See Tariffs and / or Service Guidebook
6	FL	OTHER RESALE - DIRECTORY ASSISTANCE/OPERATOR SERVICES	Directory Assistance Services				21.83% (Res) 16.81% (Bus)	N/A	N/A	Flat Rate Discount for Resale

PRICING SHEETS
EXHIBIT C

Attachment	State	Product	Rate Element Description	COS (Class of Service)	USOC	Zone	Monthly Recurring Charge (MRC)	Non- Recurring Charge (NRC) First	Non- Recurring Charge (NRC) Additional	Per Unit
6	FL	OTHER RESALE - DIRECTORY ASSISTANCE/OPERATOR SERVICES	Local Operator Assistance Service				21.83% (Res) 16.81% (Bus)	N/A	N/A	Flat Rate Discount for Resale

PRICING SHEETS
EXHIBIT C

Attachment	State	Product	Rate Element Description	COS (Class of Service)	USOC	Zone	Monthly Recurring Charge (MRC)	Non- Recurring Charge (NRC) First	Non- Recurring Charge (NRC) Additional	Per Unit
2MR-AT	GA	LOCAL INTERCONNECTION (CALL TRANSPORT AND TERMINATION)	Rate for all ISP-Bound and Section 251(b)(5) Traffic as per FCC-01-131, per MOU				0.00bk			MOU
2MR-AT	GA	LOCAL INTERCONNECTION (CALL TRANSPORT AND TERMINATION)	Common Transport - Per Mile, Per MOU				0.00bk			MILE/MOU
2MR-AT	GA	LOCAL INTERCONNECTION (CALL TRANSPORT AND TERMINATION)	Common Transport - Facilities Termination Per MOU				0.00bk			MOU
6	GA	BRANDING - DIRECTORY ASSISTANCE	Recording and Provisioning of DA Custom Branded Announcement	AMT	CBADA			3,000.00	3,000.00	announcement
6	GA	BRANDING - DIRECTORY ASSISTANCE	Loading of Custom Branded Announcement per Switch per OCN	AMT	CBADC			1,170.00	1,170.00	per Switch per OCN
6	GA	DIRECTORY ASSISTANCE SERVICES	Directory Assistance Access Service Calls, Charge Per Call				0.31			Per Call
6	GA	DIRECTORY ASSISTANCE SERVICES	Directory Assistance Call Completion Access Service (DACC), Per Call				0.10			Per Call
6	GA	BRANDING - DIRECTORY ASSISTANCE	Directory Assistance - Rate Reference Initial Load per state per OCN					5,000.00		per state per OCN
6	GA	BRANDING - DIRECTORY ASSISTANCE	Directory Assistance - Rate Reference Subsequent Load per state OCN						1,500.00	per state per OCN
6	GA	DIRECTORY ASSISTANCE DATABASE SERVICE (DADS)	Directory Assistance Database Service (DADS)-Initial Load, per listing					0.04		listing
6	GA	DIRECTORY ASSISTANCE DATABASE SERVICE (DADS)	Directory Assistance Database Service (DADS)-Update, per listing				0.04			listing
6	GA	DIRECTORY ASSISTANCE DATABASE SERVICE (DADS)	Directory Assistance Database Service (DADS)-Monthly Recurring Fee				150.00			monthly
6	GA	BRANDING - OPERATOR CALL PROCESSING	Recording of Custom Branded OA Announcement	AMT	CBAOS			7,000.00	7,000.00	announcement
6	GA	BRANDING - OPERATOR CALL PROCESSING	Loading of Custom Branded OA Announcement per shelf/NAV per OCN	AMT	CBAOL			500.00	500.00	per shelf/NAV per OCN
6	GA	OPERATOR CALL PROCESSING	Oper. Call Processing - Oper. Provided, Per Min. - Using BST LIDB				1.20			Minute
6	GA	OPERATOR CALL PROCESSING	Oper. Call Processing - Oper. Provided, Per Min. - Using Foreign LIDB				1.24			Minute
6	GA	OPERATOR CALL PROCESSING	Oper. Call Processing - Fully Automated, per Call - Using BST LIDB				0.20			Per Call
6	GA	OPERATOR CALL PROCESSING	Oper. Call Processing - Fully Automated, per Call - Using Foreign LIDB				0.20			Per Call
6	GA	BRANDING - OPERATOR CALL PROCESSING	Operator Services - Rate Reference Initial Load per state per OCN					5,000.00		per state per OCN
6	GA	BRANDING - OPERATOR CALL PROCESSING	Operator Services - Rate Reference Subsequent Load per state per OCN						1,500.00	per state per OCN
6	GA	DIRECTORY LISTING PRODUCT	White Page Directory Listings				0.00	0.00	0.00	initial listing is no charge
6	GA	DIRECTORY LISTING PRODUCT	Non Published /Non List / Additional Directory Listings							See Tariffs and / or Service Guidebook
6	GA	BRANDING - OPERATOR CALL PROCESSING	Loading of OA Custom Branded Announcement per Switch per OCN				N/A	1,170.00	1,170.00	per switch per OCN
6	GA	OTHER RESALE - DIRECTORY ASSISTANCE/OPERATOR SERVICES	Directory Assistance Services				20.30% (Res) 17.30% (Bus)	N/A	N/A	Flat Rate Discount for Resale
6	GA	OTHER RESALE - DIRECTORY ASSISTANCE/OPERATOR SERVICES	Local Operator Assistance Service				20.30% (Res) 17.30% (Bus)	N/A	N/A	Flat Rate Discount for Resale
6	GA	BRANDING - DIRECTORY ASSISTANCE	Unbranding - Loading of DA per OCN (1 OCN per Order)				N/A	420.00	420.00	OCN

PRICING SHEETS
EXHIBIT C

Attachment	State	Product	Rate Element Description	COS (Class of Service)	USOC	Zone	Monthly Recurring Charge (MRC)	Non- Recurring Charge (NRC) First	Non- Recurring Charge (NRC) Additional	Per Unit
6	GA	BRANDING - DIRECTORY ASSISTANCE	Unbranding - Loading of DA per Switch per OCN				N/A	16.00	16.00	per switch per OCN
6	GA	BRANDING - OPERATOR CALL PROCESSING	Unbranding - Loading of OA per OCN (Regional)				N/A	1,200.00	1,200.00	OCN

PRICING SHEETS
EXHIBIT C

Attachment	State	Product	Rate Element Description	COS (Class of Service)	USOC	Zone	Monthly Recurring Charge (MRC)	Non- Recurring Charge (NRC) First	Non- Recurring Charge (NRC) Additional	Per Unit
2MR-AT	IL	LOCAL INTERCONNECTION (CALL TRANSPORT AND TERMINATION)	Rate for all ISP-Bound and Section 251(b)(5) Traffic as per FCC-01-131, per MOU	OHU	USG15		\$0.00			MOU
6	IL	DIRECTORY ASSISTANCE SERVICES	Directory Assistance, per call	XPU	OPEN		\$0.40	NA		per call
6	IL	DIRECTORY ASSISTANCE SERVICES	Directory Assistance National Directory Assistance (NDA), per call	XPU	OPEN		\$0.65	NA		per call
6	IL	DIRECTORY ASSISTANCE SERVICES	Directory Assistance Reverse Directory Assistance (RDA), per call	XPU	OPEN		\$0.65	NA		per call
6	IL	DIRECTORY ASSISTANCE SERVICES	Directory Assistance Business Category Search (BCS) / where applicable, per call	XPU	OPEN		\$0.65	NA		per call
6	IL	DIRECTORY ASSISTANCE SERVICES	Directory Assistance Call Completion (DACC), per call	XPU	OPEN		\$0.15	NA		per call
6	IL	OPERATOR SERVICES/DIRECTORY ASSISTANCE AUTOMATED CALL GREETING	Branding - Other - Initial/Subsequent Load, per switch per OCN				NA	\$1,800.00	\$1,800.00	per switch, per OCN
6	IL	OPERATOR SERVICES/DIRECTORY ASSISTANCE AUTOMATED CALL GREETING	Branding and Reference/Rate Look Up, per OS/DA call	XPU	OPEN		\$0.03	NA		per OS/DA call
6	IL	OPERATOR SERVICES/DIRECTORY ASSISTANCE AUTOMATED CALL GREETING	Branding - Initial/Subsequent Load - per trunk group				NA	\$800.00	\$800.00	per trunk group
6	IL	OPERATOR SERVICES/DIRECTORY ASSISTANCE RATE/REFERENCES	Rate Reference - Initial Load, per state, per OCN				NA	\$5,000.00		per state, per OCN
6	IL	OPERATOR SERVICES/DIRECTORY ASSISTANCE RATE/REFERENCES	Rate Reference - Subsequent Load, per state, per OCN				NA		\$1,500.00	per state, per OCN
6	IL	OPERATOR CALL PROCESSING	Operator Services Fully Automated Call Processing, per call	XPU	OPEN		\$0.15	NA	NA	per call
6	IL	OPERATOR CALL PROCESSING	Operator Assisted Call Processing -- All Types, per work second	XPU	OPEN		\$0.03	NA	NA	per work second
6	IL	DIRECTORY LISTING PRODUCT	DA Listing - per listing for initial load				NA	\$0.04	NA	per listing
6	IL	DIRECTORY LISTING PRODUCT	DA Listing - per listing for subsequent updates				\$0.06	NA	NA	per listing
6	IL	RESALE APPLICABLE DISCOUNTS	Resale Local Directory Assistance				See IL. C.C No. 22 Tariff (Part 22)	NA		discount
6	IL	RESALE APPLICABLE DISCOUNTS	Resale Local Operator Assistance Services				See IL. C.C No. 22 Tariff (Part 22)	NA		discount
6	IL	DIRECTORY LISTING PRODUCT	White Page Directory Listings				\$0.00	\$0.00	\$0.00	initial listing is no charge
6	IL	DIRECTORY LISTING PRODUCT	Non Published/Non List Directory Listings							See Tariffs and / or Service Guidebook
6	IL	OTHER RESALE - DIRECTORY ASSISTANCE/OPERATOR SERVICES	Directory Assistance Services					N/A	N/A	Flat Rate Discount for Resale
6	IL	OTHER RESALE - DIRECTORY ASSISTANCE/OPERATOR SERVICES	Local Operator Assistance Service					N/A	N/A	Flat Rate Discount for Resale

PRICING SHEETS
EXHIBIT C

Attachment	State	Product	Rate Element Description	COS (Class of Service)	USOC	Zone	Monthly Recurring Charge (MRC)	Non- Recurring Charge (NRC) First	Non- Recurring Charge (NRC) Additional	Per Unit
2MR-AT	IN	LOCAL INTERCONNECTION (CALL TRANSPORT AND TERMINATION)	Rate for all ISP-Bound and Section 251(b)(5) Traffic as per FCC-01-131, per MOU	OHU	USG15		\$0.00			MOU
6	IN	DIRECTORY ASSISTANCE SERVICES	Directory Assistance, per call	XPU	OPEN		\$ 0.40	NA	NA	per call
6	IN	DIRECTORY ASSISTANCE SERVICES	National Directory Assistance (NDA), per call	XPU	OPEN		\$ 0.65	NA	NA	per call
6	IN	DIRECTORY ASSISTANCE SERVICES	Reverse Directory Assistance (RDA), per call	XPU	OPEN		\$ 0.65	NA	NA	per call
6	IN	DIRECTORY ASSISTANCE SERVICES	Business Category Search (BCS) / where applicable, per call	XPU	OPEN		\$ 0.65	NA	NA	per call
6	IN	DIRECTORY ASSISTANCE SERVICES	Directory Assistance Call Completion (DACC), per call	XPU	OPEN		\$ 0.15	NA	NA	per call
6	IN	OPERATOR SERVICES/DIRECTORY ASSISTANCE AUTOMATED CALL GREETING	Branding - Other - Initial/Subsequent Load, per switch, per OCN					\$ 1,800.00	\$ 1,800.00	per switch, per OCN
6	IN	OPERATOR SERVICES/DIRECTORY ASSISTANCE AUTOMATED CALL GREETING	Branding and Reference/Rate Look Up, per OS/DA call	XPU	OPEN		\$ 0.03	NA	NA	per OS/DA call
6	IN	OPERATOR SERVICES/DIRECTORY ASSISTANCE AUTOMATED CALL GREETING	Branding per Trunk Group				NA	\$800.00		
6	IN	OPERATOR SERVICES/DIRECTORY ASSISTANCE RATE/REFERENCES	Rate Reference - Initial Load, per state, per OCN				NA	\$ 5,000.00	NA	per state, per OCN
6	IN	OPERATOR SERVICES/DIRECTORY ASSISTANCE RATE/REFERENCES	Rate Reference - Subsequent Load, per state, per OCN				NA	NA	\$ 1,500.00	per state, per OCN
6	IN	OPERATOR CALL PROCESSING	Fully Automated Call Processing, per call	XPU	OPEN		\$ 0.15	NA	NA	per call
6	IN	OPERATOR CALL PROCESSING	Operator Assisted Call Processing -- All Types, per work second	XPU	OPEN		\$ 0.03	NA	NA	per work second
6	IN	DIRECTORY LISTING PRODUCT	DA Listing - per listing for initial load				NA	\$ 0.040	NA	per listing
6	IN	DIRECTORY LISTING PRODUCT	DA Listing - per listing for subsequent updates				\$ 0.060		NA	per listing
6	IN	DIRECTORY LISTING PRODUCT	White Page Directory Listings				\$0.00	\$0.00	\$0.00	initial listing is no charge
6	IN	DIRECTORY LISTING PRODUCT	Non Published/Non List Directory Listings							See Tariffs and / or Service Guidebook
6	IN	OTHER RESALE - DIRECTORY ASSISTANCE/OPERATOR SERVICES	Directory Assistance Services				21.64%	N/A	N/A	Flat Rate Discount for Resale
6	IN	OTHER RESALE - DIRECTORY ASSISTANCE/OPERATOR SERVICES	Local Operator Assistance Service				21.64%	N/A	N/A	Flat Rate Discount for Resale

PRICING SHEETS
EXHIBIT C

Attachment	State	Product	Rate Element Description	COS (Class of Service)	USOC	Zone	Monthly Recurring Charge (MRC)	Non- Recurring Charge (NRC) First	Non- Recurring Charge (NRC) Additional	Per Unit
2MR-AT	KS	LOCAL INTERCONNECTION (CALL TRANSPORT AND TERMINATION	Rate for All ISP-Bound and section 251(b)(5) Traffic as per FCC 01-131, per MOU		ZZUR2		\$0.00	NA	NA	MOU
2MR-AT	KS	LOCAL INTERCONNECTION (CALL TRANSPORT AND TERMINATION	Optional EAS Transport and Termination per MOU		ZZUR2		\$0.00	NA	NA	MOU
6	KS	DIRECTORY ASSISTANCE SERVICES	Directory Assistance (DA) - per call		ZZUO3		\$ 0.40	NA	NA	per call
6	KS	DIRECTORY ASSISTANCE SERVICES	Directory Assistance (DA) - per call - Credit		ZZUO4		\$ 0.40	NA	NA	per call
6	KS	DIRECTORY ASSISTANCE SERVICES	Directory Assistance Call Completion (DACC) - per call		ZZUO7		\$ 0.15	NA	NA	per call
6	KS	DIRECTORY ASSISTANCE SERVICES	National Directory Assistance (NDA)		ZZUO5		\$ 0.65	NA	NA	per call
6	KS	DIRECTORY ASSISTANCE SERVICES	National Directory Assistance (NDA) - Credit		ZZUO6		\$ 0.65	NA	NA	per call
6	KS	DIRECTORY ASSISTANCE SERVICES	Business Category Search (BCS)		ZZUOB		\$ 0.65	NA	NA	per call
6	KS	DIRECTORY ASSISTANCE SERVICES	Reverse Directory Assistance (RDA)		ZZUO8		\$ 0.65	NA	NA	per call
6	KS	DIRECTORY ASSISTANCE SERVICES	Reverse Directory Assistance (RDA) - Credit		ZZUO9		\$ 0.65	NA	NA	per call
6	KS	DIRECTORY LISTING PRODUCT	White Page Directory Listings				\$0.00	\$0.00	\$0.00	initial listing is no charge
6	KS	DIRECTORY LISTING PRODUCT	Non Published/Non List Directory Listings					NA	NA	See Tariffs and / or Service Guidebook
6	KS	DIRECTORY ASSISTANCE - BRANDING	Directory Assistance - Branding - Initial/Subsequent Load per switch, per OCN		NRBDG		NA	\$ 1,800.00	\$ 1,800.00	per switch, per OCN
6	KS	DIRECTORY ASSISTANCE - BRANDING	Directory Assistance - Branding Per call		ZZUCB		\$ 0.030	NA	NA	per call
6	KS	DIRECTORY ASSISTANCE - RATE REFERENCE	Directory Assistance - Rate Reference Initial Load per state, per OCN		NRBDL		NA	\$ 5,000.00	NA	per state, per OCN
6	KS	DIRECTORY ASSISTANCE - RATE REFERENCE	Directory Assistance - Rate Reference - Subsequent Load per state, per OCN		NRBDM		NA	\$ 1,500.00	NA	per state, per OCN
6	KS	OPERATOR CALL PROCESSING	Operated Services - Fully Automated Call Processing (Per completed automated call)		ZZUO1		\$ 0.15	NA	NA	Per completed automated call
6	KS	OPERATOR CALL PROCESSING	Operator Assisted Call Processing -- All Types per work second		ZZUO2		\$ 0.03	NA	NA	per work second
6	KS	OPERATOR SERVICES - BRANDING	Operator Services - Branding - Initial/Subsequent Load per switch, per OCN		NRBDG		NA	\$ 1,800.00	\$ 1,800.00	per switch, per OCN
6	KS	OPERATOR SERVICES - BRANDING	Operator Services - Branding Per call		ZZUCB		\$ 0.030	NA	NA	per call
6	KS	OPERATOR SERVICES - RATE REFERENCE	Operator Services - Rate Reference Initial Load per state, per OCN		NRBDL		NA	\$ 5,000.00	NA	per state, per OCN
6	KS	OPERATOR SERVICES - RATE REFERENCE	Operator Services - Rate Reference - Subsequent Load per state, per OCN		NRBDM		NA	\$ 1,500.00	NA	per state, per OCN
6	KS	OTHER RESALE - DIRECTORY ASSISTANCE/OPERATOR SERVICES	Directory Assistance Services				21.60%	NA	NA	Flat Rate Discount for Resale
6	KS	OTHER RESALE - DIRECTORY ASSISTANCE/OPERATOR SERVICES	Local Operator Assistance Service				21.60%	NA	NA	Flat Rate Discount for Resale

PRICING SHEETS
EXHIBIT C

Attachment	State	Product	Rate Element Description	COS (Class of Service)	USOC	Zone	Monthly Recurring Charge (MRC)	Non- Recurring Charge (NRC) First	Non- Recurring Charge (NRC) Additional	Per Unit
2MR-AT	KY	LOCAL INTERCONNECTION (CALL TRANSPORT AND TERMINATION)	Rate for all ISP-Bound and Section 251(b)(5) Traffic as per FCC-01-131, per MOU				0.00bk			MOU
2MR-AT	KY	LOCAL INTERCONNECTION (CALL TRANSPORT AND TERMINATION)	Common Transport - Per Mile, Per MOU				0.00bk			MILE/MOU
2MR-AT	KY	LOCAL INTERCONNECTION (CALL TRANSPORT AND TERMINATION)	Common Transport - Facilities Termination Per MOU				0.00bk			MOU
6	KY	BRANDING - DIRECTORY ASSISTANCE	Recording and Provisioning of DA Custom Branded Announcement	AMT	CBADA			3,000.00	3,000.00	announcement
6	KY	BRANDING - DIRECTORY ASSISTANCE	Loading of Custom Branded Announcement per Switch per OCN	AMT	CBADC			1,170.00	1,170.00	per Switch per OCN
6	KY	DIRECTORY ASSISTANCE SERVICES	Directory Assistance Access Service Calls, Charge Per Call				0.31			Per Call
6	KY	DIRECTORY ASSISTANCE SERVICES	Directory Assistance Call Completion Access Service (DACC), Per Call				0.10			Per Call
6	KY	BRANDING - DIRECTORY ASSISTANCE SERVICES	Directory Assistance - Rate Reference Initial Load per state per OCN					5,000.00		per state per OCN
6	KY	BRANDING - DIRECTORY ASSISTANCE SERVICES	Directory Assistance - Rate Reference Subsequent Load per state per OCN						1,500.00	per state per OCN
6	KY	DIRECTORY ASSISTANCE DATABASE SERVICE (DADS)	Directory Assistance Database Service (DADS)-Initial Load, per listing					0.04		listing
6	KY	DIRECTORY ASSISTANCE DATABASE SERVICE (DADS)	Directory Assistance Database Service (DADS)-Monthly Recurring Fee				150.00			monthly
6	KY	BRANDING - OPERATOR CALL PROCESSING	Recording of Custom Branded OA Announcement	AMT	CBAOS			7,000.00	7,000.00	announcement
6	KY	BRANDING - OPERATOR CALL PROCESSING	Loading of Custom Branded OA Announcement per shelf/NAV per OCN	AMT	CBAOL			500.00	500.00	per shelf/NAV per OCN
6	KY	OPERATOR CALL PROCESSING	Oper. Call Processing - Oper. Provided, Per Min. - Using BST LIDB				1.20			minute
6	KY	OPERATOR CALL PROCESSING	Oper. Call Processing - Oper. Provided, Per Min. - Using Foreign LIDB				1.24			minute
6	KY	OPERATOR CALL PROCESSING	Oper. Call Processing - Fully Automated, per Call - Using BST LIDB				0.20			Per Call
6	KY	OPERATOR CALL PROCESSING	Oper. Call Processing - Fully Automated, per Call - Using Foreign LIDB				0.20			Per Call
6	KY	BRANDING - OPERATOR CALL PROCESSING	Operator Services - Rate Reference Initial Load per state per OCN					5,000.00		per state per OCN
6	KY	BRANDING - OPERATOR CALL PROCESSING	Operator Services - Rate Reference Subsequent Load per state per OCN						1,500.00	per state per OCN
6	KY	DIRECTORY ASSISTANCE DATABASE SERVICE (DADS)	Directory Assistance Database Service (DADS)-Update, per listing				0.04	N/A	N/A	listing
6	KY	DIRECTORY LISTING PRODUCT	White Page Directory Listings				0.00	0.00	0.00	initial listing is no charge
6	KY	DIRECTORY LISTING PRODUCT	Non Published /Non List / Additional Directory Listings							See Tariffs and / or Service Guidebook
6	KY	BRANDING - OPERATOR CALL PROCESSING	Loading of OA Custom Branded Announcement per Switch per OCN				N/A	1,170.00	1,170.00	per switch per OCN
6	KY	OTHER RESALE - DIRECTORY ASSISTANCE/OPERATOR SERVICES	Directory Assistance Services				16.79% (Res) 15.54% (Bus)	N/A	N/A	Flat Rate Discount for Resale
6	KY	OTHER RESALE - DIRECTORY ASSISTANCE/OPERATOR SERVICES	Local Operator Assistance Service				16.79% (Res) 15.54% (Bus)	N/A	N/A	Flat Rate Discount for Resale
6	KY	BRANDING - DIRECTORY ASSISTANCE	Unbranding - Loading of DA per OCN (1 OCN per Order)				N/A	420.00	420.00	OCN

PRICING SHEETS
EXHIBIT C

Attachment	State	Product	Rate Element Description	COS (Class of Service)	USOC	Zone	Monthly Recurring Charge (MRC)	Non- Recurring Charge (NRC) First	Non- Recurring Charge (NRC) Additional	Per Unit
6	KY	BRANDING - DIRECTORY ASSISTANCE	Unbranding - Loading of DA per Switch per OCN				N/A	16.00	16.00	per switch per OCN
6	KY	BRANDING - OPERATOR CALL PROCESSING	Unbranding - Loading of OA per OCN (Regional)				N/A	1,200.00	1,200.00	OCN

PRICING SHEETS
EXHIBIT C

Attachment	State	Product	Rate Element Description	COS (Class of Service)	USOC	Zone	Monthly Recurring Charge (MRC)	Non- Recurring Charge (NRC) First	Non- Recurring Charge (NRC) Additional	Per Unit
2MR-AT	LA	LOCAL INTERCONNECTION (CALL TRANSPORT AND TERMINATION)	Rate for all ISP-Bound and Section 251(b)(5) Traffic as per FCC-01-131, per MOU				0.00bk			MOU
2MR-AT	LA	LOCAL INTERCONNECTION (CALL TRANSPORT AND TERMINATION)	Common Transport - Per Mile, Per MOU				0.00bk			MILE/MOU
2MR-AT	LA	LOCAL INTERCONNECTION (CALL TRANSPORT AND TERMINATION)	Common Transport - Facilities Termination Per MOU				0.00bk			MOU
6	LA	BRANDING - DIRECTORY ASSISTANCE	Recording and Provisioning of DA Custom Branded Announcement	AMT	CBADA			3,000.00	3,000.00	announcement
6	LA	BRANDING - DIRECTORY ASSISTANCE	Loading of Custom Branded Announcement per Switch per OCN	AMT	CBADC			1,170.00	1,170.00	per Switch per OCN
6	LA	DIRECTORY ASSISTANCE SERVICES	Directory Assistance Access Service Calls, Charge Per Call				0.31			Per Call
6	LA	DIRECTORY ASSISTANCE SERVICES	Directory Assistance Call Completion Access Service (DACC), Per Call				0.10			Per Call
6	LA	BRANDING - DIRECTORY ASSISTANCE SERVICES	Directory Assistance - Rate Reference Initial Load per state per OCN					5,000.00		per state per OCN
6	LA	BRANDING - DIRECTORY ASSISTANCE SERVICES	Directory Assistance - Rate Reference Subsequent Load per state per OCN						1,500.00	per state per OCN
6	LA	DIRECTORY ASSISTANCE DATABASE SERVICE (DADS)	Directory Assistance Database Service (DADS)-Initial Load, per listing					0.04		listing
6	LA	DIRECTORY ASSISTANCE DATABASE SERVICE (DADS)	Directory Assistance Database Service (DADS)-Update, per listing				0.04			listing
6	LA	DIRECTORY ASSISTANCE DATABASE SERVICE (DADS)	Directory Assistance Database Service (DADS)-Monthly Recurring Fee				150.00			monthly
6	LA	BRANDING - OPERATOR CALL PROCESSING	Recording of Custom Branded OA Announcement	AMT	CBAOS			7,000.00	7,000.00	announcement
6	LA	BRANDING - OPERATOR CALL PROCESSING	Loading of Custom Branded OA Announcement per shelf/NAV per OCN	AMT	CBAOL			500.00	500.00	per shelf/NAV per OCN
6	LA	BRANDING - OPERATOR CALL PROCESSING	Operator Services - Rate Reference Initial Load per state per OCN					5,000.00		per state per OCN
6	LA	BRANDING - OPERATOR CALL PROCESSING	Operator Services - Rate Reference Subsequent Load per state per OCN						1,500.00	per state per OCN
6	LA	OPERATOR CALL PROCESSING	Oper. Call Processing - Oper. Provided, Per Min. - Using BST LIDB				1.20			Minute
6	LA	OPERATOR CALL PROCESSING	Oper. Call Processing - Oper. Provided, Per Min. - Using Foreign LIDB				1.24			Minute
6	LA	OPERATOR CALL PROCESSING	Oper. Call Processing - Fully Automated, per Call - Using BST LIDB				0.20			Per Call
6	LA	OPERATOR CALL PROCESSING	Oper. Call Processing - Fully Automated, per Call - Using Foreign LIDB				0.20			Per Call
6	LA	DIRECTORY LISTING PRODUCT	White Page Directory Listings				0.00	0.00	0.00	initial listing is no charge See Tariffs and / or Service Guidebook
6	LA	DIRECTORY LISTING PRODUCT	Non Published /Non List / Additional Directory Listings							
6	LA	BRANDING - OPERATOR CALL PROCESSING	Loading of OA Custom Branded Announcement per Switch per OCN				N/A	1,170.00	1,170.00	per switch per OCN
6	LA	OTHER RESALE - DIRECTORY ASSISTANCE/OPERATOR SERVICES	Directory Assistance Services				20.72%	N/A	N/A	Flat Rate Discount for Resale
6	LA	OTHER RESALE - DIRECTORY ASSISTANCE/OPERATOR SERVICES	Local Operator Assistance Service				20.72%	N/A	N/A	Flat Rate Discount for Resale
6	LA	BRANDING - DIRECTORY ASSISTANCE	Unbranding - Loading of DA per OCN (1 OCN per Order)				N/A	420.00	420.00	OCN
6	LA	BRANDING - DIRECTORY ASSISTANCE	Unbranding - Loading of DA per Switch per OCN				N/A	16.00	16.00	per switch per OCN
6	LA	BRANDING - OPERATOR CALL PROCESSING	Unbranding - Loading of OA per OCN (Regional)				N/A	1,200.00	1,200.00	OCN

PRICING SHEETS
EXHIBIT C

Attachment	State	Product	Rate Element Description	COS (Class of Service)	USOC	Zone	Monthly Recurring Charge (MRC)	Non- Recurring Charge (NRC) First	Non- Recurring Charge (NRC) Additional	Per Unit
2MR-AT	MI	LOCAL INTERCONNECTION (CALL TRANSPORT AND TERMINATION)	Rate for all ISP-Bound and Section 251(b)(5) Traffic as per FCC-01-131, per MOU	OHU	USG14		\$0.00			MOU
6	MI	DIRECTORY ASSISTANCE SERVICES	Directory Assistance, per call	XPU	OPEN		\$ 0.40	NA	NA	per call
6	MI	DIRECTORY ASSISTANCE SERVICES	National Directory Assistance (NDA), per call	XPU	OPEN		\$ 0.65	NA		per call
6	MI	DIRECTORY ASSISTANCE SERVICES	National Directory Assistance (RDA), per call	XPU	OPEN		\$ 0.65	NA		per call
6	MI	DIRECTORY ASSISTANCE SERVICES	Business Category Search (BCS) where applicable, per call	XPU	OPEN		\$ 0.65	NA		per call
6	MI	DIRECTORY ASSISTANCE SERVICES	Directory Assistance Call Completion (DACC), per call	XPU	OPEN		\$ 0.15	NA		per call
6	MI	OPERATOR SERVICES/DIRECTORY ASSISTANCE AUTOMATED CALL GREETING	Branding - Other - Initial/Subsequent Load, per switch, per OCN					\$ 1,800.00	\$ 1,800.00	per switch, per OCN
6	MI	OPERATOR SERVICES/DIRECTORY ASSISTANCE AUTOMATED CALL GREETING	Branding and Reference/Rate Look Up, per call	XPU	OPEN		\$ 0.03		NA	per OS/DA call
6	MI	OPERATOR SERVICES/DIRECTORY ASSISTANCE AUTOMATED CALL GREETING	Branding - Initial / Subsequent Load - per trunk group					\$800.00	\$800.00	per trunk group
6	MI	OPERATOR SERVICES/DIRECTORY ASSISTANCE RATE/REFERENCES	Directory Assistance Rate Reference - Initial Load, per state, per OCN					\$ 5,000.00		per state, per OCN
6	MI	OPERATOR SERVICES/DIRECTORY ASSISTANCE RATE/REFERENCES	Directory Assistance Rate Reference - Subsequent Load, per state, per OCN					NA	\$ 1,500.00	per state, per OCN
6	MI	OPERATOR CALL PROCESSING	Operator Services Fully Automated Call Processing, per call	XPU	OPEN		\$ 0.15	NA	NA	per call
6	MI	OPERATOR CALL PROCESSING	Operator Assisted Call Processing -- All Types, per work second	XPU	OPEN		\$ 0.03	NA	NA	per work second
6	MI	DIRECTORY LISTING PRODUCT	DA Listings - per listing for initial load					\$ 0.040	NA	per listing
6	MI	DIRECTORY LISTING PRODUCT	DA Listings - per listing for subsequent updates				\$ 0.060	NA	NA	per listing
6	MI	DIRECTORY LISTING PRODUCT	White Page Directory Listings				\$0.00	\$0.00	\$0.00	initial listing is no charge
6	MI	DIRECTORY LISTING PRODUCT	Non Published/Non List Directory Listings							See Tariffs and / or Service Guidebook
6	MI	OTHER RESALE - DIRECTORY ASSISTANCE/OPERATOR SERVICES	Directory Assistance Services				16.62%	N/A	N/A	Flat Rate Discount for Resale
6	MI	OTHER RESALE - DIRECTORY ASSISTANCE/OPERATOR SERVICES	Local Operator Assistance Service				16.62%	N/A	N/A	Flat Rate Discount for Resale

PRICING SHEETS
EXHIBIT C

Attachment	State	Product	Rate Element Description	COS (Class of Service)	USOC	Zone	Monthly Recurring Charge (MRC)	Non- Recurring Charge (NRC) First	Non- Recurring Charge (NRC) Additional	Per Unit
2MR-AT	MO	LOCAL INTERCONNECTION (CALL TRANSPORT AND TERMINATION)	Optional EAS Transport & Termination per MOU		ZZUR2		NA	NA	NA	MOU
2MR-AT	MO	LOCAL INTERCONNECTION (CALL TRANSPORT AND TERMINATION)	Rate for All ISP-Bound and section 251(b)(5) Traffic as per FCC 01-131, per MOU		ZZUR2		\$0.00	NA	NA	MOU
6	MO	DIRECTORY ASSISTANCE SERVICES	Directory Assistance (DA) - per call		ZZUO3		\$0.40	NA	NA	per call
6	MO	DIRECTORY ASSISTANCE SERVICES	Directory Assistance (DA) - per call - credit		ZZUO4		\$0.40	NA	NA	per call
6	MO	DIRECTORY ASSISTANCE SERVICES	Directory Assistance Call Completion (DACC) - per call		ZZUO7		\$0.15	NA	NA	per call
6	MO	DIRECTORY ASSISTANCE SERVICES	National Directory Assistance (NDA), per call		ZZUO5		\$0.65	NA	NA	per call
6	MO	DIRECTORY ASSISTANCE SERVICES	National Directory Assistance (NDA), per call - credit		ZZUO6		\$0.65	NA	NA	per call
6	MO	DIRECTORY ASSISTANCE SERVICES	Business Category Search (BCS), per call		ZZUOB		\$0.65	NA	NA	per call
6	MO	DIRECTORY ASSISTANCE SERVICES	Reverse Directory Assistance (RDA), per call		ZZUO8		\$0.65	NA	NA	per call
6	MO	DIRECTORY ASSISTANCE SERVICES	Reverse Directory Assistance (RDA), per call - credit		ZZUO9		\$0.65	NA	NA	per call
6	MO	DIRECTORY ASSISTANCE - BRANDING	Directory Assistance - Branding - Initial/Subsequent Load, per switch, per OCN		NRBDG		NA	\$1,800.00	\$1,800.00	per switch, per OCN
6	MO	DIRECTORY ASSISTANCE - BRANDING	Directory Assistance - Branding Per call		ZZUCB		\$0.03	NA	NA	per call
6	MO	DIRECTORY ASSISTANCE - RATE REFERENCE	Directory Assistance - Rate Reference Initial Load, per state, per OCN		NRBDL		NA	\$5,000.00	NA	per state, per OCN
6	MO	DIRECTORY ASSISTANCE - RATE REFERENCE	Directory Assistance - Rate Reference Subsequent Load per state, per OCN		NRBDM		NA	\$1,500.00	NA	per state, per OCN
6	MO	OPERATOR CALL PROCESSING	Operated Services - Fully Automated Call Processing (Per completed automated call)		ZZUO1		\$0.15	NA	NA	per completed automated call
6	MO	OPERATOR CALL PROCESSING	Operator Assisted Call Processing -- All Types per work second		ZZUO2		\$0.03	NA	NA	per work second
6	MO	OPERATOR SERVICES - BRANDING	Operator Services - Branding Initial/Subsequent Load, per switch, per OCN		NRBDG		NA	\$1,800.00	\$1,800.00	per switch, per OCN
6	MO	OPERATOR SERVICES - BRANDING	Operator Services - Branding Per call		ZZUCB		\$0.03	NA	NA	per call
6	MO	OPERATOR SERVICES - RATE REFERENCE	Operator Services - Rate Reference - Initial Load, per state, per OCN		NRBDL		NA	\$5,000.00	NA	Per state, per OCN
6	MO	OPERATOR SERVICES - RATE REFERENCE	Operator Services - Rate Reference - Subsequent Load, per state, per OCN		NRBDM		NA	\$1,500.00	NA	Per state, per OCN
6	MO	OTHER RESALE - DIRECTORY ASSISTANCE/OPERATOR SERVICES	Directory Assistance Services				19.20%	NA	NA	Flat Rate Discount for Resale
6	MO	OTHER RESALE - DIRECTORY ASSISTANCE/OPERATOR SERVICES	Local Operator Assistance Service				19.20%	NA	NA	Flat Rate Discount for Resale
6	MO	DIRECTORY LISTING PRODUCT	White Page Directory Listings				\$0.00	\$0.00	\$0.00	initial listing is no charge
6	MO	DIRECTORY LISTING PRODUCT	Non Published /Non List / Additional Directory Listings							See Tariffs and / or Service Guidebook

PRICING SHEETS
EXHIBIT C

Attachment	State	Product	Rate Element Description	COS (Class of Service)	USOC	Zone	Monthly Recurring Charge (MRC)	Non- Recurring Charge (NRC) First	Non- Recurring Charge (NRC) Additional	Per Unit
2MR-AT	MS	LOCAL INTERCONNECTION (CALL TRANSPORT AND TERMINATION)	Rate for all ISP-Bound and Section 251(b)(5) Traffic as per FCC-01-131, per MOU				0.00bk			MOU
2MR-AT	MS	LOCAL INTERCONNECTION (CALL TRANSPORT AND TERMINATION)	Common Transport - Per Mile, Per MOU				0.00bk			MILE/MOU
2MR-AT	MS	LOCAL INTERCONNECTION (CALL TRANSPORT AND TERMINATION)	Common Transport - Facilities Termination Per MOU				0.00bk			MOU
6	MS	BRANDING - DIRECTORY ASSISTANCE	Recording and Provisioning of DA Custom Branded Announcement	AMT	CBADA			3,000.00	3,000.00	announcement
6	MS	BRANDING - DIRECTORY ASSISTANCE	Loading of Custom Branded Announcement per Switch per OCN	AMT	CBADC			1,170.00	1,170.00	per Switch per OCN
6	MS	DIRECTORY ASSISTANCE SERVICES	Directory Assistance Access Service Calls, Charge Per Call				0.31			Per Call
6	MS	DIRECTORY ASSISTANCE SERVICES	Directory Assistance Call Completion Access Service (DACC), Per Call				0.10			Per Call
6	MS	BRANDING - DIRECTORY ASSISTANCE SERVICES	Directory Assistance - Rate Reference Initial Load per state per OCN					5,000.00		per state per OCN
6	MS	BRANDING - DIRECTORY ASSISTANCE SERVICES	Directory Assistance - Rate Reference Subsequent Load per state per OCN						1,500.00	per state per OCN
6	MS	DIRECTORY ASSISTANCE DATABASE SERVICE (DADS)	Directory Assistance Database Service (DADS)-Initial Load, per listing					0.04		listing
6	MS	DIRECTORY ASSISTANCE DATABASE SERVICE (DADS)	Directory Assistance Database Service (DADS)-Update, per listing				0.04			listing
6	MS	DIRECTORY ASSISTANCE DATABASE SERVICE (DADS)	Directory Assistance Database Service (DADS)-Monthly Recurring Fee				150.00			monthly
6	MS	BRANDING - OPERATOR CALL PROCESSING	Recording of Custom Branded OA Announcement	AMT	CBAOS			7,000.00	7,000.00	announcement
6	MS	BRANDING - OPERATOR CALL PROCESSING	Loading of Custom Branded OA Announcement per shelf/NAV per OCN	AMT	CBAOL			500.00	500.00	per shelf/NAV per OCN
6	MS	OPERATOR CALL PROCESSING	Oper. Call Processing - Oper. Provided, Per Min. - Using BST LIDB				1.20			minute
6	MS	OPERATOR CALL PROCESSING	Oper. Call Processing - Oper. Provided, Per Min. - Using Foreign LIDB				1.24			minute
6	MS	OPERATOR CALL PROCESSING	Oper. Call Processing - Fully Automated, per Call - Using BST LIDB				0.20			Per Call
6	MS	OPERATOR CALL PROCESSING	Oper. Call Processing - Fully Automated, per Call - Using Foreign LIDB				0.20			Per Call
6	MS	BRANDING - OPERATOR CALL PROCESSING	Operator Services - Rate Reference Initial Load per state per OCN					5,000.00		per state per OCN
6	MS	BRANDING - OPERATOR CALL PROCESSING	Operator Services - Rate Reference Subsequent Load per state per OCN						1,500.00	per state per OCN
6	MS	DIRECTORY LISTING PRODUCT	White Page Directory Listings				0.00	0.00	0.00	initial listing is no charge
6	MS	DIRECTORY LISTING PRODUCT	Non Published /Non List / Additional Directory Listings							See Tariffs and / or Service Guidebook
6	MS	BRANDING - OPERATOR CALL PROCESSING	Loading of OA Custom Branded Announcement per Switch per OCN				N/A	1,170.00	1,170.00	per switch per OCN
6	MS	OTHER RESALE - DIRECTORY ASSISTANCE/OPERATOR SERVICES	Directory Assistance Services				15.75%	N/A	N/A	Flat Rate Discount for Resale
6	MS	OTHER RESALE - DIRECTORY ASSISTANCE/OPERATOR SERVICES	Local Operator Assistance Service				15.75%	N/A	N/A	Flat Rate Discount for Resale
6	MS	BRANDING - DIRECTORY ASSISTANCE	Unbranding - Loading of DA per OCN (1 OCN per Order)				N/A	420.00	420.00	OCN
6	MS	BRANDING - DIRECTORY ASSISTANCE	Unbranding - Loading of DA per Switch per OCN				N/A	16.00	16.00	per switch per OCN
6	MS	BRANDING - OPERATOR CALL PROCESSING	Unbranding - Loading of OA per OCN (Regional)				N/A	1,200.00	1,200.00	OCN

PRICING SHEETS
EXHIBIT C

Attachment	State	Product	Rate Element Description	COS (Class of Service)	USOC	Zone	Monthly Recurring Charge (MRC)	Non- Recurring Charge (NRC) First	Non- Recurring Charge (NRC) Additional	Per Unit
2MR-AT	OH	LOCAL INTERCONNECTION (CALL TRANSPORT AND TERMINATION)	Rate for all ISP-Bound and Section 251(b)(5) Traffic as per FCC-01-131, per MOU	OHU	USG15		\$0.00			MOU
6	OH	DIRECTORY ASSISTANCE SERVICES	Directory Assistance, per call	XPU	OPEN		\$ 0.40	NA		per call
6	OH	DIRECTORY ASSISTANCE SERVICES	Directory Assistance National Directory Assistance (NDA), per call	XPU	OPEN		\$ 0.65	NA		per call
6	OH	DIRECTORY ASSISTANCE SERVICES	Directory Assistance Reverse Directory Assistance (RDA), per call	XPU	OPEN		\$ 0.65	NA		per call
6	OH	DIRECTORY ASSISTANCE SERVICES	Directory Assistance Business Category Search (BCS) where applicable, per call	XPU	OPEN		\$ 0.65	NA		per call
6	OH	DIRECTORY ASSISTANCE SERVICES	Directory Assistance Call Completion (DACC), per call	XPU	OPEN		\$ 0.15	NA		per call
6	OH	OPERATOR SERVICES/DIRECTORY ASSISTANCE AUTOMATED CALL GREETING	Branding - Other - Initial/Subsequent Load, per switch per OCN				NA	\$ 1,800.00	\$ 1,800.00	per switch, per OCN
6	OH	OPERATOR SERVICES/DIRECTORY ASSISTANCE AUTOMATED CALL GREETING	Branding and Reference/Rate Look Up, per OS/DA call	XPU	OPEN		\$ 0.03	NA		per OS/DA call
6	OH	OPERATOR SERVICES/DIRECTORY ASSISTANCE RATE/REFERENCES	Rate Reference - Initial Load, per state, per OCN				NA	\$ 5,000.00		per state, per OCN
6	OH	OPERATOR SERVICES/DIRECTORY ASSISTANCE RATE/REFERENCES	Rate Reference - Subsequent Load, per state, per OCN				NA	NA	\$ 1,500.00	per state, per OCN
6	OH	OPERATOR CALL PROCESSING	Operator Services Fully Automated Call Processing, per call	XPU	OPEN		\$ 0.15	NA		per call
6	OH	OPERATOR CALL PROCESSING	Operator Assisted Call Processing - All Types, per work second	XPU	OPEN		\$ 0.03	NA		per work second
6	OH	DIRECTORY LISTING PRODUCT	DA Listings - per listing for initial load				NA	\$ 0.040		per listing
6	OH	DIRECTORY LISTING PRODUCT	DA Listings - per listing for subsequent updates				\$ 0.060			per listing
6	OH	OPERATOR SERVICES/DIRECTORY ASSISTANCE AUTOMATED CALL GREETING	Branding - Initial / Subsequent Load - per trunk group					\$800.00	\$800.00	per trunk group
6	OH	DIRECTORY LISTING PRODUCT	White Page Directory Listings				\$0.00	\$0.00	\$0.00	initial listing is no charge
6	OH	DIRECTORY LISTING PRODUCT	Non Published /Non List / Additional Directory Listings							See Tariffs and / or Service Guidebook
6	OH	OTHER RESALE - DIRECTORY ASSISTANCE/OPERATOR SERVICES	Directory Assistance Services				20.29%	N/A	N/A	Flat Rate Discount for Resale
6	OH	OTHER RESALE - DIRECTORY ASSISTANCE/OPERATOR SERVICES	Local Operator Assistance Service				20.29%	N/A	N/A	Flat Rate Discount for Resale

PRICING SHEETS
EXHIBIT C

Attachment	State	Product	Rate Element Description	COS (Class of Service)	USOC	Zone	Monthly Recurring Charge (MRC)	Non- Recurring Charge (NRC) First	Non- Recurring Charge (NRC) Additional	Per Unit
2MR-AT	SC	LOCAL INTERCONNECTION (CALL TRANSPORT AND TERMINATION)	Rate for all ISP-Bound and Section 251(b)(5) Traffic as per FCC-01-131, per MOU				0.00bk			MOU
2MR-AT	SC	LOCAL INTERCONNECTION (CALL TRANSPORT AND TERMINATION)	Common Transport - Per Mile, Per MOU				0.00bk			MILE/MOU
2MR-AT	SC	LOCAL INTERCONNECTION (CALL TRANSPORT AND TERMINATION)	Common Transport - Facilities Termination Per MOU				0.00bk			MOU
6	SC	BRANDING - DIRECTORY ASSISTANCE	Recording and Provisioning of DA Custom Branded Announcement	AMT	CBADA			3,000.00	3,000.00	announcement
6	SC	BRANDING - DIRECTORY ASSISTANCE	Loading of Custom Branded Announcement per Switch per OCN	AMT	CBADC			1,170.00	1,170.00	per Switch per OCN
6	SC	DIRECTORY ASSISTANCE SERVICES	Directory Assistance Access Service Calls, Charge Per Call				0.31			per call
6	SC	DIRECTORY ASSISTANCE SERVICES	Directory Assistance Call Completion Access Service (DACC), Per Call				0.10			per call
6	SC	BRANDING - DIRECTORY ASSISTANCE SERVICES	Directory Assistance - Rate Reference Initial Load per state per OCN					5,000.00		per state per OCN
6	SC	BRANDING - DIRECTORY ASSISTANCE SERVICES	Directory Assistance - Rate Reference Subsequent Load per state per OCN						1,500.00	per state per OCN
6	SC	DIRECTORY ASSISTANCE DATABASE SERVICE (DADS)	Directory Assistance Database Service (DADS)-Initial Load, per listing					0.04		listing
6	SC	DIRECTORY ASSISTANCE DATABASE SERVICE (DADS)	Directory Assistance Database Service (DADS)-Update, per listing				0.04			listing
6	SC	DIRECTORY ASSISTANCE DATABASE SERVICE (DADS)	Directory Assistance Database Service (DADS)-Monthly Recurring Fee				150.00			monthly
6	SC	BRANDING - OPERATOR CALL PROCESSING	Recording of Custom Branded OA Announcement	AMT	CBAOS			7,000.00	7,000.00	announcement
6	SC	BRANDING - OPERATOR CALL PROCESSING	Loading of Custom Branded OA Announcement per shelf/NAV per OCN	AMT	CBAOL			500.00	500.00	per shelf/NAV per OCN
6	SC	OPERATOR CALL PROCESSING	Oper. Call Processing - Oper. Provided, Per Min. - Using BST LIDB				1.20			minute
6	SC	OPERATOR CALL PROCESSING	Oper. Call Processing - Oper. Provided, Per Min. - Using Foreign LIDB				1.24			minute
6	SC	OPERATOR CALL PROCESSING	Oper. Call Processing - Fully Automated, per Call - Using BST LIDB				0.20			per call
6	SC	OPERATOR CALL PROCESSING	Oper. Call Processing - Fully Automated, per Call - Using Foreign LIDB				0.20			per call
6	SC	BRANDING - OPERATOR CALL PROCESSING	Operator Services - Rate Reference Initial Load per state per OCN					5,000.00		per state per OCN
6	SC	BRANDING - OPERATOR CALL PROCESSING	Operator Services - Rate Reference Subsequent Load per state per OCN						1,500.00	per state per OCN
6	SC	BRANDING - DIRECTORY ASSISTANCE	Unbranding via OLNS for Wholesale CLEC - Loading of DA per OCN (1 OCN per Order)					420.00	420.00	OCN
6	SC	BRANDING - DIRECTORY ASSISTANCE	Unbranding via OLNS for Wholesale CLEC - Loading of DA per Switch per OCN					16.00	16.00	per Switch per OCN
6	SC	BRANDING - OPERATOR CALL PROCESSING	Wholesale CLEC - Unbranding via OLNS - Loading of OA per OCN (Regional)					1,200.00	1,200.00	OCN
6	SC	BRANDING - OPERATOR CALL PROCESSING	Wholesale CLEC - Loading of OA Custom Branded Announcement per Switch per OCN					1,170.00	1,170.00	per Switch per OCN

PRICING SHEETS
EXHIBIT C

Attachment	State	Product	Rate Element Description	COS (Class of Service)	USOC	Zone	Monthly Recurring Charge (MRC)	Non- Recurring Charge (NRC) First	Non- Recurring Charge (NRC) Additional	Per Unit
6	SC	DIRECTORY LISTING PRODUCT	White Page Directory Listings				0.00	0.00	0.00	initial listing is no charge
6	SC	DIRECTORY LISTING PRODUCT	Non Published /Non List / Additional Directory Listings							See Tariffs and / or Service Guidebook
6	SC	OTHER RESALE - DIRECTORY ASSISTANCE/OPERATOR SERVICES	Directory Assistance Services				14.80%	N/A	N/A	Flat Rate Discount for Resale
6	SC	OTHER RESALE - DIRECTORY ASSISTANCE/OPERATOR SERVICES	Local Operator Assistance Service				14.80%	N/A	N/A	Flat Rate Discount for Resale

PRICING SHEETS
EXHIBIT C

Attachment	State	Product	Rate Element Description	COS (Class of Service)	USOC	Zone	Monthly Recurring Charge (MRC)	Non- Recurring Charge (NRC) First	Non- Recurring Charge (NRC) Additional	Per Unit
2MR-AT	TN	LOCAL INTERCONNECTION (CALL TRANSPORT AND TERMINATION)	Rate for all ISP-Bound and Section 251(b)(5) Traffic as per FCC-01-131, per MOU				0.00bk			MOU
2MR-AT	TN	LOCAL INTERCONNECTION (CALL TRANSPORT AND TERMINATION)	Common Transport - Per Mile, Per MOU				0.00bk			Per Mile, Per MOU
2MR-AT	TN	LOCAL INTERCONNECTION (CALL TRANSPORT AND TERMINATION)	Common Transport - Facilities Termination Per MOU				0.00bk			Per Mile, Per MOU
6	TN	BRANDING - DIRECTORY ASSISTANCE	Recording and Provisioning of DA Custom Branded Announcement	AMT	CBADA			3,000.00	3,000.00	announcement
6	TN	BRANDING - DIRECTORY ASSISTANCE	Recording and Provisioning of DA Custom Branded Announcement [DISCONNECT] (USOC=CBADA)	AMT	SOMAN			13.32	1.40	announcement
6	TN	BRANDING - DIRECTORY ASSISTANCE	Recording and Provisioning of DA Custom Branded Announcement (USOC=CBADA)	AMT	SOMAN			20.35	10.54	announcement
6	TN	BRANDING - DIRECTORY ASSISTANCE	Recording and Provisioning of DA Custom Branded Announcement [DISCONNECT]	AMT	CBADA			7.03	7.03	announcement
6	TN	BRANDING - DIRECTORY ASSISTANCE	Loading of Custom Branded Announcement per Switch per OCN	AMT	CBADC			1,170.00	1,170.00	per Switch per OCN
6	TN	BRANDING - DIRECTORY ASSISTANCE	Loading of Custom Branded Announcement per Switch per OCN (USOC=CBADC)	AMT	SOMAN			20.35	10.54	per Switch per OCN
6	TN	DIRECTORY ASSISTANCE SERVICES	Directory Assistance Access Service Calls, Charge Per Call				0.31			per call
6	TN	DIRECTORY ASSISTANCE SERVICES	Directory Assistance Call Completion Access Service (DACC), Per Call				0.10			per call
6	TN	BRANDING - DIRECTORY ASSISTANCE	Directory Assistance - Rate Reference Initial Load per state per OCN					5,000.00		per state per OCN
6	TN	BRANDING - DIRECTORY ASSISTANCE	Directory Assistance - Rate Reference Subsequent Load per state per OCN						1,500.00	per state per OCN
6	TN	DIRECTORY ASSISTANCE DATABASE SERVICE (DADS)	Directory Assistance Database Service (DADS)-Initial Load, per listing					0.04		listing
6	TN	DIRECTORY ASSISTANCE DATABASE SERVICE (DADS)	Directory Assistance Database Service (DADS)-Update, per listing				0.04			listing
6	TN	DIRECTORY ASSISTANCE DATABASE SERVICE (DADS)	Directory Assistance Database Service (DADS)-Monthly Recurring Fee				150.00			monthly
6	TN	BRANDING - OPERATOR CALL PROCESSING	Recording of Custom Branded OA Announcement	AMT	CBAOS			7,000.00	7,000.00	announcement
6	TN	BRANDING - OPERATOR CALL PROCESSING	Recording of Custom Branded OA Announcement [DISCONNECT] (USOC=CBAOS)	AMT	SOMAN			19.99	19.99	announcement
6	TN	BRANDING - OPERATOR CALL PROCESSING	Recording of Custom Branded OA Announcement (USOC=CBAOS)	AMT	SOMAN			19.99	19.99	announcement
6	TN	BRANDING - OPERATOR CALL PROCESSING	Recording of Custom Branded OA Announcement [DISCONNECT]	AMT	CBAOS			7.03	7.03	announcement
6	TN	BRANDING - OPERATOR CALL PROCESSING	Loading of Custom Branded OA Announcement per state per OCN	AMT	CBAOL			500.00	500.00	per state per OCN
6	TN	BRANDING - OPERATOR CALL PROCESSING	Loading of Custom Branded OA Announcement per state per OCN (USOC=CBAOL)	AMT	SOMAN			19.99	19.99	per state per OCN
6	TN	OPERATOR CALL PROCESSING	Oper. Call Processing - Oper. Provided, Per Min. - Using BST LIDB				1.20			minute
6	TN	OPERATOR CALL PROCESSING	Oper. Call Processing - Oper. Provided, Per Min. - Using Foreign LIDB				1.24			minute
6	TN	OPERATOR CALL PROCESSING	Oper. Call Processing - Fully Automated, per Call - Using BST LIDB				0.20			per call
6	TN	OPERATOR CALL PROCESSING	Oper. Call Processing - Fully Automated, per Call - Using Foreign LIDB				0.20			per call
6	TN	BRANDING - OPERATOR CALL PROCESSING	Operator Services - Rate Reference Initial Load per state per OCN					5,000.00		per state per OCN
6	TN	BRANDING - OPERATOR CALL PROCESSING	Operator Services - Rate Reference Subsequent Load per state per OCN						1,500.00	per state per OCN

PRICING SHEETS
EXHIBIT C

Attachment	State	Product	Rate Element Description	COS (Class of Service)	USOC	Zone	Monthly Recurring Charge (MRC)	Non- Recurring Charge (NRC) First	Non- Recurring Charge (NRC) Additional	Per Unit
6	TN	DIRECTORY LISTING PRODUCT	White Page Directory Listings				0.00	0.00	0.00	initial listing is no charge
6	TN	DIRECTORY LISTING PRODUCT	Non Published /Non List / Additional Directory Listings							See Tariffs and / or Service Guidebook
6	TN	BRANDING - DIRECTORY ASSISTANCE	Unbranding - Loading of DA per OCN (1 OCN per Order)				N/A	16.00	16.00	OCN
6	TN	BRANDING - DIRECTORY ASSISTANCE	Unbranding - Loading of DA per Switch per OCN				N/A	1,200.00	1,200.00	per switch per OCN
6	TN	BRANDING - OPERATOR CALL PROCESSING	Unbranding - Loading of OA per OCN (Regional)							OCN
6	TN	BRANDING - OPERATOR CALL PROCESSING	Loading of OA Custom Branded Announcement per Switch per OCN				N/A	1,170.00	1,170.00	per switch per OCN
6	TN	OTHER RESALE - DIRECTORY ASSISTANCE/OPERATOR SERVICES	Directory Assistance Services				16.00%	N/A	N/A	Flat Rate Discount for Resale
6	TN	OTHER RESALE - DIRECTORY ASSISTANCE/OPERATOR SERVICES	Local Operator Assistance Service				16.00%	N/A	N/A	Flat Rate Discount for Resale

PRICING SHEETS
EXHIBIT C

Attachment	State	Product	Rate Element Description	COS (Class of Service)	USOC	Zone	Monthly Recurring Charge (MRC)	Non-Recurring Charge (NRC) First	Non-Recurring Charge (NRC) Additional	Per Unit
2MR-AT	TX	LOCAL INTERCONNECTION (CALL TRANSPORT AND TERMINATION)	Optional EAS Transport & Termination per MOU		ZZUR2		\$0.00	NA	NA	MOU
2MR-AT	TX	LOCAL INTERCONNECTION (CALL TRANSPORT AND TERMINATION)	Rate for All ISP-Bound and section 251(b)(5) Traffic as per FCC 01-131, per MOU		ZZUR2		\$0.000000	NA	NA	MOU
6	TX	DIRECTORY ASSISTANCE SERVICES	Directory Assistance (DA) - per call		ZZUO3		\$0.40	NA	NA	per call
6	TX	DIRECTORY ASSISTANCE SERVICES	Directory Assistance (DA) - per call - Credit		ZZUO4		\$0.40	NA	NA	per call
6	TX	DIRECTORY ASSISTANCE SERVICES	Directory Assistance Call Completion (DACC) - per cal		ZZUO7		\$0.15	NA	NA	per call
6	TX	DIRECTORY ASSISTANCE SERVICES	National Directory Assistance (NDA) per cal		ZZUO5		\$0.65	NA	NA	per call
6	TX	DIRECTORY ASSISTANCE SERVICES	National Directory Assistance (NDA) per call - credit		ZZUO6		\$0.65	NA	NA	per call
6	TX	DIRECTORY ASSISTANCE SERVICES	Business Category Search (BCS) per call		ZZUOB		\$0.65	NA	NA	per call
6	TX	DIRECTORY ASSISTANCE SERVICES	Reverse Directory Assistance (RDA) per call		ZZUO8		\$0.65	NA	NA	per call
6	TX	DIRECTORY ASSISTANCE SERVICES	Reverse Directory Assistance (RDA) per call - credit		ZZUO9		\$0.65	NA	NA	per call
6	TX	DIRECTORY LISTING PRODUCT	White Page Directory Listings				\$0.00	\$0.00	\$0.00	initial listing is no charge
6	TX	DIRECTORY LISTING PRODUCT	Non Published/Non List Directory Listings					NA	NA	See Tariffs and / or Service Guidebook
6	TX	BRANDING - DIRECTORY ASSISTANCE	Directory Assistance - Branding - Initial/Subsequent Load per switch, per OCN		NRBDG		NA	\$1,800.00	\$1,800.00	per switch, per OCN
6	TX	BRANDING - DIRECTORY ASSISTANCE	Directory Assistance - Branding Per call		ZZUCB		\$0.03	NA	NA	per call
6	TX	BRANDING - DIRECTORY ASSISTANCE	Directory Assistance - Rate Reference Initial Load per state, per OCN		NRBDL		NA	\$5,000.00	NA	per state, per OCN
6	TX	BRANDING - DIRECTORY ASSISTANCE	Directory Assistance - Rate Reference Subsequent Load per state, per OCN		NRBDM		NA	\$1,500.00	NA	per state, per OCN
6	TX	OPERATOR CALL PROCESSING	Operated Services - Fully Automated Call Processing (Per completed automated call)		ZZUO1		\$0.15	NA	NA	per completed automated call
6	TX	OPERATOR CALL PROCESSING	Operator Assisted Call Processing -- All Types per work second		ZZUO2		\$0.03	NA	NA	per work second
6	TX	BRANDING - OPERATOR CALL PROCESSING	Operator Services - Branding Initial/Subsequent Load per switch, per OCN		NRBDG		NA	\$1,800.00	\$1,800.00	per switch, per OCN
6	TX	BRANDING - OPERATOR CALL PROCESSING	Operator Services - Branding Per call		ZZUCB		\$0.03	NA	NA	per call
6	TX	BRANDING - OPERATOR CALL PROCESSING	Operator Services - Rate Reference - Initial Load per state, per OCN		NRBDL		NA	\$5,000.00	NA	per state, per OCN
6	TX	BRANDING - OPERATOR CALL PROCESSING	Operator Services - Rate Reference - Subsequent Load per state, per OCN		NRBDM		NA	\$1,500.00	NA	per state, per OCN
6	TX	OTHER RESALE - DIRECTORY ASSISTANCE/OPERATOR SERVICES	Directory Assistance Services				21.60%	N/A	N/A	Flat Rate Discount for Resale
6	TX	OTHER RESALE - DIRECTORY ASSISTANCE/OPERATOR SERVICES	Local Operator Assistance Service				21.60%	N/A	N/A	Flat Rate Discount for Resale

PRICING SHEETS
EXHIBIT C

Attachment	State	Product	Rate Element Description	COS (Class of Service)	USOC	Zone	Monthly Recurring Charge (MRC)	Non- Recurring Charge (NRC) First	Non- Recurring Charge (NRC) Additional	Per Unit
2MR-AT	WI	LOCAL INTERCONNECTION (CALL TRANSPORT AND TERMINATION)	Rate for all ISP-Bound and Section 251(b)(5) Traffic as per FCC-01-131, per MOU	OHU	USG15		\$0.00			MOU
6	WI	DIRECTORY ASSISTANCE SERVICES	Directory Assistance, per call	XPU	OPEN		\$ 0.40	NA	NA	per call
6	WI	DIRECTORY ASSISTANCE SERVICES	National Directory Assistance (NDA), per call	XPU	OPEN		\$ 0.65	NA	NA	per call
6	WI	DIRECTORY ASSISTANCE SERVICES	Reverse Directory Assistance (RDA), per call	XPU	OPEN		\$ 0.65	NA	NA	per call
6	WI	DIRECTORY ASSISTANCE SERVICES	Business Category Search (BCS) / where applicable, per call	XPU	OPEN		\$ 0.65	NA	NA	per call
6	WI	DIRECTORY ASSISTANCE SERVICES	Directory Assistance Call Completion (DACC)	XPU	OPEN		\$ 0.15	NA	NA	per call
6	WI	OPERATOR SERVICES/DIRECTORY ASSISTANCE AUTOMATED CALL GREETING	Branding - Other - Initial/Subsequent Load per switch per OCN				N/A	\$1,800.00	\$1,800.00	per switch, per OCN
6	WI	OPERATOR SERVICES/DIRECTORY ASSISTANCE AUTOMATED CALL GREETING	Branding and Rate/Reference Look Up, per OS/DA call	XPU	OPEN		\$ 0.03			per OS/DA call
6	WI	OPERATOR SERVICES/DIRECTORY ASSISTANCE AUTOMATED CALL GREETING	Branding-Facility Based-Initial/Subsequent Load - Branding, per trunk group				NA	\$ 800.00	NA	per trunk group
6	WI	OPERATOR SERVICES/DIRECTORY ASSISTANCE RATE/REFERENCES	Rate Reference - Initial Load, per state, per OCN				NA	\$ 5,000.00	NA	per state, per OCN
6	WI	OPERATOR SERVICES/DIRECTORY ASSISTANCE RATE/REFERENCES	Rate Reference - Subsequent Load, per state, per OCN				NA	\$ 1,500.00	\$ 1,500.00	per state, per OCN
6	WI	OPERATOR CALL PROCESSING	Operator Services Fully Automated Call Processing, per call	XPU	OPEN		\$ 0.15	NA	NA	per call
6	WI	OPERATOR CALL PROCESSING	Operator Assisted Call Processing -- All Types, per work second	XPU	OPEN		\$ 0.03	NA	NA	per work second
6	WI	OPERATOR CALL PROCESSING	Branding-Other-Initial/Subsequent Load, per switch, per OCN					\$ 1,800.00	\$ 1,800.00	per switch, per OCN
6	WI	OPERATOR CALL PROCESSING	per call	XPU	OPEN		\$ 0.03			per OS/DA call
6	WI	OPERATOR CALL PROCESSING	Branding - Initial/Subsequent Load - per trunk group					\$ 800.00		per trunk group
6	WI	OPERATOR CALL PROCESSING	Operator Services - Rate Reference - Initial Load					\$ 5,000.00		per state, per OCN
6	WI	OPERATOR CALL PROCESSING	Operator Services - Rate Reference - Subsequent Load				NA	\$ 1,500.00	\$ 1,500.00	per state, per OCN
6	WI	DIRECTORY LISTING PRODUCT	DA Listings - per listing for initial load					\$ 0.040	NA	per listing
6	WI	DIRECTORY LISTING PRODUCT	DA Listings - per listing for subsequent updates				\$ 0.060		NA	per listing
6	WI	DIRECTORY LISTING PRODUCT	White Page Directory Listings				\$0.00	\$0.00	\$0.00	initial listing is no charge
6	WI	DIRECTORY LISTING PRODUCT	Non Published /Non List / Additional Directory Listings							See Tariffs and / or Service Guidebook
6	WI	OTHER RESALE - DIRECTORY ASSISTANCE/OPERATOR SERVICES	Directory Assistance Services				25.00%	N/A	N/A	Flat Rate Discount for Resale
6	WI	OTHER RESALE - DIRECTORY ASSISTANCE/OPERATOR SERVICES	Local Operator Assistance Service				25.00%	N/A	N/A	Flat Rate Discount for Resale

AMENDMENT**BETWEEN**

BELLSOUTH TELECOMMUNICATIONS, LLC D/B/A AT&T ALABAMA, AT&T FLORIDA, AT&T GEORGIA, AT&T KENTUCKY, AT&T LOUISIANA, AT&T MISSISSIPPI, AT&T SOUTH CAROLINA AND AT&T TENNESSEE, ILLINOIS BELL TELEPHONE COMPANY, LLC D/B/A AT&T ILLINOIS, INDIANA BELL TELEPHONE COMPANY INCORPORATED D/B/A AT&T INDIANA, MICHIGAN BELL TELEPHONE COMPANY D/B/A AT&T MICHIGAN, THE OHIO BELL TELEPHONE COMPANY D/B/A AT&T OHIO, PACIFIC BELL TELEPHONE COMPANY D/B/A AT&T CALIFORNIA, SOUTHWESTERN BELL TELEPHONE COMPANY D/B/A AT&T ARKANSAS, AT&T KANSAS, AT&T MISSOURI AND AT&T TEXAS, WISCONSIN BELL, INC. D/B/A AT&T WISCONSIN

AND

COMCAST PHONE OF LOUISIANA, LLC D/B/A COMCAST DIGITAL PHONE, COMCAST PHONE OF ALABAMA, LLC, COMCAST PHONE OF ARKANSAS, LLC D/B/A COMCAST DIGITAL PHONE, COMCAST PHONE OF CALIFORNIA, LLC D/B/A COMCAST DIGITAL PHONE, COMCAST PHONE OF CENTRAL INDIANA, LLC, COMCAST PHONE OF FLORIDA,

**LLC D/B/A COMCAST DIGITAL PHONE, COMCAST PHONE OF
GEORGIA, LLC, COMCAST PHONE OF ILLINOIS, LLC D/B/A COMCAST
DIGITAL PHONE, COMCAST PHONE OF KANSAS, LLC, COMCAST
PHONE OF KENTUCKY, LLC D/B/A COMCAST DIGITAL PHONE,
COMCAST PHONE OF MICHIGAN, LLC, COMCAST PHONE OF
MISSISSIPPI, LLC, COMCAST PHONE OF MISSOURI, LLC D/B/A
COMCAST DIGITAL PHONE, COMCAST PHONE OF OHIO, LLC D/B/A
COMCAST DIGITAL PHONE, COMCAST PHONE OF SOUTH CAROLINA,
INC., COMCAST PHONE OF TENNESSEE, LLC D/B/A COMCAST
DIGITAL PHONE, COMCAST PHONE OF TEXAS, LLC, COMCAST
PHONE OF WISCONSIN, LLC D/B/A COMCAST DIGITAL PHONE**

Signature: eSigned - Katherine KirchnerSignature: eSigned - William BockelmanName: eSigned - Katherine Kirchner
(Print or Type)Name: eSigned - William Bockelman
(Print or Type)Title: Senior Vice President Product Operations
(Print or Type)Title: DIR-INTERCONNECTION AGREEMENTS
(Print or Type)Date: 30 Jul 2020Date: 31 Jul 2020

Comcast Phone of Louisiana, LLC d/b/a Comcast Digital Phone, Comcast Phone of Alabama, LLC, Comcast Phone of Arkansas, LLC d/b/a Comcast Digital Phone, Comcast Phone of California, LLC d/b/a Comcast Digital Phone, Comcast Phone of Central Indiana, LLC, Comcast Phone of Florida, LLC d/b/a Comcast Digital Phone, Comcast Phone of Georgia, LLC, Comcast Phone of Illinois, LLC d/b/a Comcast Digital Phone, Comcast Phone of Kansas, LLC, Comcast Phone of Kentucky, LLC d/b/a Comcast Digital Phone, Comcast Phone of Michigan, LLC, Comcast Phone of Mississippi, LLC, Comcast Phone of Missouri, LLC d/b/a Comcast Digital Phone, Comcast Phone of Ohio, LLC d/b/a Comcast Digital Phone, Comcast Phone of South Carolina, Inc., Comcast Phone of Tennessee, LLC d/b/a Comcast Digital Phone, Comcast Phone of Texas, LLC, Comcast Phone of Wisconsin, LLC d/b/a Comcast Digital Phone

BellSouth Telecommunications, LLC d/b/a AT&T ALABAMA, AT&T FLORIDA, AT&T GEORGIA, AT&T KENTUCKY, AT&T LOUISIANA, AT&T MISSISSIPPI, AT&T SOUTH CAROLINA and AT&T TENNESSEE, Illinois Bell Telephone Company, LLC d/b/a AT&T ILLINOIS, Indiana Bell Telephone Company Incorporated d/b/a AT&T INDIANA, Michigan Bell Telephone Company d/b/a AT&T MICHIGAN, The Ohio Bell Telephone Company d/b/a AT&T OHIO, Pacific Bell Telephone Company d/b/a AT&T CALIFORNIA, Southwestern Bell Telephone Company d/b/a AT&T ARKANSAS, AT&T KANSAS, AT&T MISSOURI and AT&T TEXAS, Wisconsin Bell, Inc. d/b/a AT&T WISCONSIN

State	CLEC OCN
ALABAMA	363D
ARKANSAS	502D
CALIFORNIA	7610
FLORIDA	7562

GEORGIA	7170
ILLINOIS	7607
INDIANA	930B
KANSAS	441D
KENTUCKY	364D
LOUISIANA	088E
MICHIGAN	8935
MISSISSIPPI	089E
MISSOURI	469D
OHIO	8070
SOUTH CAROLINA	4730
TENNESSEE	408D
TEXAS	8625
WISCONSIN	503D

Description	ACNA Code(s)
ACNA(s)	BPH,JCV

**AMENDMENT TO THE AGREEMENT
BETWEEN**

COMCAST PHONE OF ALABAMA, LLC; COMCAST PHONE OF ARKANSAS, LLC DBA COMCAST DIGITAL PHONE; COMCAST PHONE OF CALIFORNIA, LLC; COMCAST PHONE OF FLORIDA, LLC DBA COMCAST DIGITAL PHONE; COMCAST PHONE OF GEORGIA, LLC; COMCAST PHONE OF ILLINOIS LLC DBA COMCAST DIGITAL PHONE; COMCAST PHONE OF CENTRAL INDIANA, LLC; COMCAST PHONE OF KANSAS, LLC; COMCAST PHONE OF KENTUCKY, LLC DBA COMCAST DIGITAL PHONE; COMCAST PHONE OF LOUISIANA, LLC; COMCAST PHONE OF MICHIGAN, LLC; COMCAST PHONE OF MISSOURI, LLC; COMCAST PHONE OF MISSISSIPPI, LLC; COMCAST PHONE OF OHIO, LLC DBA COMCAST DIGITAL PHONE; COMCAST PHONE OF SOUTH CAROLINA, INC.; COMCAST PHONE OF TENNESSEE, LLC DBA COMCAST DIGITAL PHONE; COMCAST PHONE OF TEXAS, LLC; COMCAST PHONE OF WISCONSIN, LLC (“COMCAST”)

AND

BELLSOUTH TELECOMMUNICATIONS, LLC D/B/A AT&T ALABAMA, AT&T FLORIDA, AT&T GEORGIA, AT&T KENTUCKY, AT&T LOUISIANA, AT&T MISSISSIPPI, AT&T SOUTH CAROLINA AND AT&T TENNESSEE, ILLINOIS BELL TELEPHONE COMPANY, LLC D/B/A AT&T ILLINOIS, INDIANA BELL TELEPHONE COMPANY INCORPORATED D/B/A AT&T INDIANA, MICHIGAN BELL TELEPHONE COMPANY D/B/A AT&T MICHIGAN, THE OHIO BELL TELEPHONE COMPANY D/B/A AT&T OHIO, PACIFIC BELL TELEPHONE COMPANY D/B/A AT&T CALIFORNIA, SOUTHWESTERN BELL TELEPHONE COMPANY D/B/A AT&T ARKANSAS, AT&T KANSAS, AT&T MISSOURI, AND AT&T TEXAS, WISCONSIN BELL, INC. D/B/A AT&T WISCONSIN (“AT&T”)

This Amendment (the “Amendment”) amends the Agreements by and between “AT&T” and Comcast as shown in the attached Exhibit B. AT&T and Comcast are hereinafter referred to collectively as the “Parties” and individually as a “Party”.

WHEREAS, AT&T and Comcast are parties to an Agreements under Sections 251 and 252 of the Communications Act of 1934, as amended (the “Act”), approved as shown in the attached Exhibit B and as subsequently amended (the “Agreements”); and

WHEREAS, the Parties have changed the name under which it is doing business for certain states and wish to reflect that name as the contracting entity in the underlying Agreement(s) as set forth herein.

WHEREAS, the Parties desire to amend the Agreements to implement the FCC Orders FCC-19-66 and FCC-19-72 in WC Dkt. No. 18-141; Petition of USTelecom for Forbearance Pursuant to 47 U.S.C. § 160(c) to Accelerate Investment in Broadband and Next-Generation Networks which was filed with the FCC on May 4, 2018 (“FCC UNE and Resale Forbearance Order”); and

NOW, THEREFORE, in consideration of the promises and mutual agreements set forth herein, the Parties agree to amend the Agreements as follows:

1. The Amendment is composed of the foregoing recitals and the terms and conditions contained herein, all of which are hereby incorporated by this reference and constitute a part of this Amendment.
2. The Agreement(s) is hereby amended to reflect the name as shown in the attached Exhibit B for both Parties.
3. AT&T may reflect the Comcast name from the attached Exhibit B only for the main billing account (header card) for each of the accounts previously billed to Comcast. AT&T shall not be obligated, whether under this Amendment or otherwise, to make any other changes to AT&T’s records with respect to those accounts, including to the services and items provided and/or billed thereunder or under the Agreement(s). Without limiting the foregoing, Comcast affirms, represents, and warrants that the ACNA and OCN for those accounts shall not change from that previously used by Comcast with AT&T for those accounts and the services and items provided and/or billed thereunder or under the Agreement.

4. As of February 2, 2020, except for resale services that are grandfathered pursuant to subsection 2(a) below, Comcast may no longer purchase any resale services pursuant to the rates, terms and conditions of the Agreements, including any resale tariff referred to in the Agreements, other than the rates, terms and conditions provided for in the Attachment 251(b)(1) Resale.
 - a. Resale services ordered pursuant to the Agreements on or before February 1, 2020 (“Resale Embedded Base”), are grandfathered until August 2, 2022, and available only:
 - i. to the same End User; and
 - ii. at that same End User’s existing location;
 - iii. both as of February 2, 2020.
5. Add Attachment - 251(b)(1) Resale to the Agreements.
6. As of February 2, 2020, Comcast may no longer order 2-Wire Analog UNE Loops or 4-Wire Analog UNE Loops (“Analog Loops”) pursuant to the Agreements. Any existing Analog Loops ordered on or before February 1, 2020 (“Analog Loop Embedded Base”) are grandfathered until August 2, 2022. Comcast shall convert the Analog Loop Embedded Base to a commercial offering, or other comparable service, or disconnect such Analog Loop on, or before, August 1, 2022. Exhibit A to this Amendment contains Analog Loop element descriptions and USOCs that are subject to the FCC UNE and Resale Forbearance Order, however this Agreement may also contain additional and/or older element descriptions and USOCs that are also Analog Loops subject to the FCC UNE and Resale Forbearance Order.
 - a. To the extent Comcast fails to adhere to the above transition requirements in Section 4 by August 1, 2022, at AT&T’s sole discretion, AT&T may take one or more of the following actions for any remaining Analog Loops and Comcast will be responsible for all recurring and non-recurring charges that result from action taken by AT&T:
 - i. convert to an analogous arrangement available under a separate commercial agreement executed by the Parties, or
 - ii. convert to AT&T tariff or guidebook services (in which case month-to-month rates, terms and conditions shall apply), or
 - iii. reprice by application of a new rate (or by application of a surcharge to an existing rate), or
 - iv. disconnect.
 - b. AT&T reserves the right to back bill Comcast for the difference between an Analog Loop rate and the non-UNE rate that applies under this Section 4 for any new Analog Loops inadvertently ordered on or after February 2, 2020, and any Analog Loop Embedded Base remaining as of August 1, 2022.
 - c. AT&T’s election to reprice the Analog Loop shall not preclude AT&T from later converting the Analog Loop to an analogous arrangement or service available under a separate commercial agreement or an AT&T tariff or guidebook service.
7. As of January 12, 2020, Comcast may no longer order DS1/DS3 Unbundled Dedicated Transport (“DS1/DS3 UDT”), whether stand-alone or part of a combination (e.g., Enhanced Extended Link), pursuant to this Agreements between Tier 1 wire centers and/or wire centers subject to UDT forbearance under Public Notice DA 19-733, dated August 1, 2019. Any such existing DS1/DS3 UDT ordered on or before January 11, 2020, is grandfathered until July 12, 2022 (“UDT Embedded Base”).
 - i. Comcast must convert any grandfathered DS1/DS3 UDT to another product/service offering on or before July 12, 2022, pursuant to the Conversion of 251(c)(3) UNE/UNE Combinations to Wholesale Services provisions of this Agreement or other similar provision.
 - ii. If Comcast fails to convert grandfathered DS1/DS3 UDT before July 12, 2022, at AT&T’s sole discretion, AT&T may convert any, or all, of the remaining DS1/DS3 UDT to the equivalent Special Access service at month-to-month rates, terms and conditions. Comcast shall be responsible for applicable Special Access recurring and non-recurring charges as reflected in the AT&T tariff or guidebook for such services.

- iii. AT&T reserves the right to back bill Comcast for the difference between a DS1/DS3 UDT rate and the non-UNE rate that applies under this Section 5 for any new DS1/DS3 UDT inadvertently ordered on or after January 12, 2020 and any UDT Embedded Base remaining as of July 12, 2022.
 - iv. If the FCC determines that additional wire centers are subject to forbearance, Comcast shall cease ordering DS1/DS3 UDT as of the date specified by the FCC and adhere to any FCC-specified transition timelines.
8. INTENTIONALLY LEFT BLANK.
9. In entering into this Amendment, neither Party waives, and each Party expressly reserves, any rights, remedies or arguments it may have at law or under the intervening law or regulatory change provisions in the underlying Agreements (including intervening law rights asserted by either Party via written notice predating this Amendment) with respect to any orders, decisions, legislation or proceedings and any remands thereof, which the Parties have not yet fully incorporated into the Agreements or which may be the subject of further review.
10. This Amendment shall not modify or extend the Effective Date or Term of the underlying Agreements, but rather, shall be coterminous with such Agreements.
11. EXCEPT AS MODIFIED HEREIN, ALL OTHER TERMS AND CONDITIONS OF THE UNDERLYING AGREEMENTS SHALL REMAIN UNCHANGED AND IN FULL FORCE AND EFFECT.
12. Signatures by all Parties to this Amendment are required to effectuate this Amendment. This Amendment may be executed in counterparts. Each counterpart shall be considered an original and such counterpart shall together constitute one and the same instrument.
13. For Alabama, Florida, Georgia, Illinois, Indiana, Kansas, Kentucky, Louisiana, Michigan, Mississippi, Missouri, South Carolina, Tennessee, Texas: This Amendment shall be filed with and is subject to approval by the applicable state Commission and shall become effective ten (10) days following approval by such Commission. For Arkansas: This Amendment shall be filed with the Arkansas Public Service Commission and shall become effective upon filing. For Ohio: Based on the Public Utilities Commission of Ohio Rules, the Amendment is effective upon filing and is deemed approved by operation of law on the 91st day after filing. For California: Pursuant to Resolution ALJ 257, this filing will become effective, absent rejection of the Advice Letter by the Commission, upon thirty (30) days after the filing date of the Advice Letter to which this Amendment is appended. For Wisconsin: Pursuant to Wisconsin Statute § 196.40, this Amendment shall become effective ten (10) days after the mailing date of the final order approving this Amendment.

ATTACHMENT – 251(b)(1) RESALE

TABLE OF CONTENTS

<u>Section</u>	<u>Page Number</u>
1.0 INTRODUCTION.....	3
2.0 GENERAL PROVISIONS.....	3
3.0 PRICING AND DISCOUNTS.....	4
4.0 RESPONSIBILITIES OF PARTIES.....	4
5.0 BILLING AND PAYMENT OF RATES AND CHARGES	5
6.0 ANCILLARY SERVICES.....	6
7.0 SUSPENSION OF SERVICE	6

1.0 INTRODUCTION

- 1.1 This Attachment sets forth terms and conditions for Section 251(b)(1) resale services (“Resale Services”) provided by AT&T-21STATE to CLEC.
- 1.2 Pursuant to Section 251(b)(1), beginning February 2, 2020, CLEC may order and AT&T-21STATE shall make available to CLEC for resale, pursuant to the rates, terms and conditions of this Attachment, Telecommunications Services that AT&T-21STATE provides at retail to End Users who are not Telecommunications Carriers. Beginning August 2, 2022, this Attachment shall govern all Resale Services CLEC purchases from AT&T-21STATE, including Resale Services that were purchased prior to August 2, 2022 pursuant to other provisions of this Agreement and/or resale tariff and that remain in service as of that date (“Resale Embedded Base”).

2.0 GENERAL PROVISIONS

- 2.1 AT&T-21STATE’s obligation to provide Resale Services under this Attachment is subject to availability of existing facilities. CLEC may resell Telecommunications Services provided hereunder only in those service areas in which such Resale Services or any feature or capability thereof are currently offered to AT&T-21STATE’s End Users at retail.
- 2.2 Notwithstanding any other provision in this Agreement or in any applicable tariff, once a retail service has been grandfathered, it is available to CLEC for resale pursuant to the rates, terms and conditions of the state-specific retail Tariff and only:
- (i) to the same End User; and
 - (ii) at that same End User’s existing location;
 - (iii) both as of the time of that service’s grandfathering.
- 2.3 AT&T-21STATE may withdraw the availability of certain Telecommunication Services that AT&T-21STATE previously provisioned to CLEC or retail End Users pursuant to C.F.R 51.325 through 51.335 as such rules may be amended from time to time (the “Network Disclosure Rules”).
- 2.4 CLEC shall not use any Resale Services to avoid the rates, terms and conditions of AT&T-21STATE’s corresponding retail tariff(s). Moreover, CLEC shall not use any Resale Services to provide access or interconnection services to itself, interexchange carriers (IXCs), wireless carriers, competitive access providers (CAPs), interconnected VoIP providers (IVPs), mobile virtual network operators (MVNOs), or other Telecommunications providers; provided, however, that CLEC may permit its End Users to use resold local exchange telephone service to access IXCs, wireless carriers, CAPs, or other retail Telecommunications providers. CLEC may not resell any Resale Services to another CLEC, including its own Affiliate(s).
- 2.5 Except as otherwise expressly provided herein, the state-specific retail tariff(s) shall govern the rates, terms and conditions associated with the Telecommunications Services available to CLEC for resale, except for any resale restrictions; provided, however, that any restrictions on further resale by the End User shall continue to apply. CLEC and its End Users may not use Resale Services in any manner not permitted for AT&T-21STATE’s End Users. Any change to the rates, terms and conditions of any applicable Tariff is automatically incorporated herein and is effective hereunder on the date any such change is effective.
- 2.6 CLEC shall only sell Plexar®, Centrex and Centrex-like services to a single End User or multiple End User(s) in accordance with the terms and conditions set forth in the retail Tariff(s) applicable to the state(s) in which service is being offered.
- 2.7 Except where otherwise explicitly permitted in AT&T-21STATE’s tariff(s), CLEC shall not permit the sharing of Resale Services by multiple End User(s) or the aggregation of traffic from multiple End User(s) onto a single service.
- 2.8 CLEC shall only provide Resale Services under this Attachment to the same category of End User(s) to which AT&T-21STATE offers such services (for example, residence service shall not be resold to business End Users).
- 2.9 Special Needs Services are services for the physically disabled as defined in state-specific tariffs. Where available for resale in accordance with state-specific Tariffs, CLEC may resell Special Needs Services to End Users who are eligible for each such service. To the extent CLEC provides Resale Services that require certification on the part of the End

User, CLEC shall ensure that the End User meets all the tariff eligibility requirements, has obtained proper certification, continues to be eligible for the program(s), and complies with all rules and regulations as established by the appropriate Commission and state Tariffs.

- 2.10 When ordering Resale Services that have an eligibility requirement (e.g., available only in a “retention”, “winback”, or “competitive acquisition” setting), CLEC shall maintain (and provide to AT&T-21STATE upon reasonable request) appropriate documentation, including, but not limited to, original End User service order data, evidencing the eligibility of its End User(s) for such offering or promotion. AT&T-21STATE may request up to one (1) audit for each promotion per twelve (12) month period that may cover up to the preceding twenty-four (24) month period.
- 2.11 Promotions of ninety (90) calendar days or less (“Short-Term Promotions”) shall not be available for resale. Promotions lasting longer than ninety (90) calendar (“Long-Term Promotions”) may be made available for resale. AT&T 21-STATE may eliminate any Resale Discount on all or certain Long-Term Promotions by providing a 45-day notice of such elimination.
- 2.12 If CLEC is in violation of any provision of this Attachment, AT&T-21STATE will notify CLEC of the violation in writing (“Resale Notice”). Such Resale Notice shall refer to the specific provision being violated. CLEC will have the breach cure period as specified in the General Terms and Conditions of this Agreement to correct the violation and notify AT&T-21STATE in writing that the violation has been corrected. AT&T-21STATE will bill CLEC the greater of:
- (i) the charges that would have been billed by AT&T-21STATE to CLEC or any Third Party but for the stated violation; or
 - (ii) the actual amounts CLEC billed its End User(s) in connection with the stated violation.
- 2.13 Notwithstanding any other provision of this Agreement, CLEC acknowledges and agrees that the assumption or resale to similarly-situated End Users of customer specific arrangement contracts, individual case basis contracts, or any other customer specific pricing contract is not addressed in this Agreement and that if CLEC would like to resell such arrangements, it may only do so consistent with applicable law and after negotiating an amendment hereto that establishes the rates, terms and conditions thereof. Such amendment will only be effective upon written execution by both Parties and approval by the Commission(s).
- 2.14 Except where otherwise required by law, CLEC shall not, without AT&T-21STATE's prior written authorization, offer the services covered by this Attachment using the trademarks, service marks, trade names, brand names, logos, insignia, symbols or decorative designs of AT&T-21STATE or its Affiliates, nor shall CLEC state or imply that there is any joint business association or similar arrangement with AT&T-21STATE in the provision of Telecommunications Services to CLEC's End Users.

3.0 PRICING AND DISCOUNTS

- 3.1 “Resale Discount” means the applicable discount off retail rates applied to AT&T-21STATE Telecommunications Services resold by CLEC to its End Users. Any change to the rates, terms and conditions of any applicable retail Tariff is automatically incorporated herein and is effective hereunder on the date any such change is effective.
- 3.2 The Resale Discounts in the underlying Interconnection Agreements will apply until AT&T-21STATE provides notification of change to the Resale Discounts. AT&T-21STATE will provide such notification at least three (3) months in advance of any change to current Resale Discounts. Changes to the Resale Discounts will be posted to AT&T CLEC Online and will be incorporated by reference upon the effective date stated therein. For avoidance of doubt, changes to Resale Discounts do not apply to Embedded Base Resale until August 2, 2022.

4.0 RESPONSIBILITIES OF PARTIES

- 4.1 CLEC shall be responsible for modifying and connecting any of its systems with AT&T-21STATE-provided interfaces, as outlined in the Agreements' Operations Support Systems (OSS) and CLEC agrees to abide by AT&T-21STATE procedures for ordering Resale Services. CLEC shall obtain End User authorization as required by applicable federal and state laws and regulations and assumes responsibility for applicable charges as specified in Section 258(b) of the Act.
- 4.2 CLEC shall release End User accounts in accordance with the directions of its End Users or an End User's authorized

agent. When a CLEC End User switches to another carrier, AT&T-21STATE may process orders for another carrier, as applicable.

- 4.3 CLEC will have the ability to report trouble for its End Users to the appropriate AT&T-21STATE maintenance center(s) as provided in the CLEC Online Handbook(s). CLEC End Users calling AT&T-21STATE will be referred to CLEC at the telephone number(s) provided by CLEC to AT&T-21STATE. Nothing herein shall be interpreted to authorize CLEC to repair, maintain, or in any way touch AT&T-21STATE's network facilities, including without limitation those facilities at End User premises on the AT&T-21STATE side of the Network Interface Device ("NID").
- 4.4 CLEC's End Users' that activate Call Trace, or who are experiencing annoying calls, should contact law enforcement. Law Enforcement works with the appropriate AT&T-21STATE operations centers responsible for handling such requests. AT&T-21STATE shall notify CLEC of requests by its End Users to provide call records to the proper authorities. Subsequent communication and resolution of each case involving one of CLEC's End Users (whether that End User is the victim or the suspect) will be coordinated through CLEC. AT&T-21STATE shall be indemnified, defended and held harmless by CLEC and/or the End User against any claim, loss or damage arising from providing this information to CLEC. It is the responsibility of CLEC to take the corrective action necessary with its End User who makes annoying calls. Failure to do so will result in AT&T-21STATE taking corrective action, up to and including disconnecting the End User's service.
- 4.5 CLEC acknowledges that information AT&T-21STATE provides to law enforcement agencies at the agency's direction (e.g., Call Trace data) shall be limited to available billing number and address information. It shall be CLEC's responsibility to provide additional information necessary for any law enforcement agency's investigation.
 - 4.5.1 In addition to any other indemnity obligations in this Agreement, CLEC shall indemnify AT&T-21STATE against any Claim that insufficient information led to inadequate prosecution.
 - 4.5.2 AT&T-21STATE shall handle law enforcement requests in accordance with the Law Enforcement provisions of the General Terms and Conditions of this Agreement.

5.0 BILLING AND PAYMENT OF RATES AND CHARGES

- 5.1 CLEC is solely responsible for the payment of all charges for all services furnished under this Attachment, including but not limited to calls originated or accepted at CLEC's location and its End Users' service locations.
 - 5.1.1 Interexchange carrier traffic (e.g., sent-paid, information services and alternate operator services messages) received by AT&T-21STATE for billing to Resale End User accounts will be returned as unbillable and will not be passed to CLEC for billing. An unbillable code will be returned with those messages to the carrier indicating that the messages were generated by a Resale account and will not be billed by AT&T-21STATE.
- 5.2 AT&T-21STATE shall not be responsible for how the associated charges for Resale Services may be allocated to End Users or others by CLEC. Applicable rates and charges for services provided to CLEC under this Attachment will be billed directly to CLEC and shall be the responsibility of CLEC.
 - 5.2.1 Charges billed to CLEC for all services provided under this Attachment shall be paid by CLEC regardless of CLEC's ability or inability to collect from its End Users for such services.
 - 5.2.2 If CLEC does not wish to be responsible for payment of charges for toll and information services (for example, 900 calls), CLEC must order the appropriate available blocking for lines provided under this Attachment and pay any applicable charges. It is CLEC's responsibility to order the appropriate toll restriction or blocking on lines resold to End Users. CLEC acknowledges that blocking is not available for certain types of calls, including without limitation 800, 888, 411 and Directory Assistance Call Completion. Depending on the origination point, for example, calls originating from correctional facilities, some calls may bypass blocking systems. CLEC acknowledges all such limitations and accepts all responsibility for any charges associated with calls for which blocking is not available and any charges associated with calls that bypass blocking systems.
- 5.3 CLEC shall pay the Federal End User Common Line (EUCL) charge and any other appropriate FCC or Commission-approved charges, as set forth in the appropriate Tariff(s), for each local exchange line furnished to CLEC under this Attachment.

- 5.4 To the extent allowable by law, CLEC shall be responsible for both Primary Interexchange Carrier (PIC) and Local Primary IntraLATA Presubscription (LPIC) change charges associated with each local exchange line furnished to CLEC under this Attachment. CLEC shall pay all charges for PIC and LPIC changes at the rates set forth in the Pricing Schedule or, if any such rate is not listed in the Pricing Schedule, then as set forth in the applicable Tariff.

6.0 ANCILLARY SERVICES

- 6.1 E911 Emergency Service: Where AT&T is the 911/E911 service provider, the terms and conditions for the provision of AT&T-21STATE 911 services are contained in the Agreements.
- 6.2 Payphone Services: CLEC may provide certain local Telecommunications Services to Payphone Service Providers (PSPs) for PSPs' use in providing payphone service. Rates for Payphone Services are established under the provisions of Section 276 of the Federal Telecommunications Act of 1996 and are not eligible for the Resale Discount unless required by State Commission order(s). However, given certain billing system limitations, the Resale Discount may be applied to Payphone Services, unless and until AT&T-21STATE is able to modify its billing system, AT&T-21STATE may issue true-up bills in accordance with the provisions set forth in the General Terms and Conditions.

7.0 SUSPENSION OF SERVICE

- 7.1 See applicable Tariff(s) for rates, terms and conditions regarding Suspension of Service.
- 7.2 AT&T-21STATE will offer Suspension of Service to CLEC for CLEC initiated suspension of service of the CLEC's End Users. This service is not considered a Telecommunications Service and will receive no Resale Discount.

PRICING SHEETS

State	Product	Rate Element Description	COS (Class of Service)	USOC	Zone
AL	UNBUNDLED EXCHANGE ACCESS LOOP	2-Wire Analog Voice Grade Loop - Service Level 1- Zone 1	UEANL	UEAL2	1
AL	UNBUNDLED EXCHANGE ACCESS LOOP	2-Wire Analog Voice Grade Loop - Service Level 1- Zone 1 [DISCONNECT]	UEANL	UEAL2	1
AL	UNBUNDLED EXCHANGE ACCESS LOOP	2-Wire Analog Voice Grade Loop - Service Level 1- Zone 2	UEANL	UEAL2	2
AL	UNBUNDLED EXCHANGE ACCESS LOOP	2-Wire Analog Voice Grade Loop - Service Level 1- Zone 2 [DISCONNECT]	UEANL	UEAL2	2
AL	UNBUNDLED EXCHANGE ACCESS LOOP	2-Wire Analog Voice Grade Loop - Service Level 1- Zone 3	UEANL	UEAL2	3
AL	UNBUNDLED EXCHANGE ACCESS LOOP	2-Wire Analog Voice Grade Loop - Service Level 1- Zone 3 [DISCONNECT]	UEANL	UEAL2	3
AL	UNBUNDLED EXCHANGE ACCESS LOOP	2-Wire Analog Voice Grade Loop - Service Level 1- Zone 1	UEANL	UEASL	1
AL	UNBUNDLED EXCHANGE ACCESS LOOP	2-Wire Analog Voice Grade Loop - Service Level 1- Zone 1 [DISCONNECT]	UEANL	UEASL	1
AL	UNBUNDLED EXCHANGE ACCESS LOOP	2-Wire Analog Voice Grade Loop - Service Level 1- Zone 2	UEANL	UEASL	2
AL	UNBUNDLED EXCHANGE ACCESS LOOP	2-Wire Analog Voice Grade Loop - Service Level 1- Zone 2 [DISCONNECT]	UEANL	UEASL	2
AL	UNBUNDLED EXCHANGE ACCESS LOOP	2-Wire Analog Voice Grade Loop - Service Level 1- Zone 3	UEANL	UEASL	3
AL	UNBUNDLED EXCHANGE ACCESS LOOP	2-Wire Analog Voice Grade Loop - Service Level 1- Zone 3 [DISCONNECT]	UEANL	UEASL	3
AL	UNBUNDLED EXCHANGE ACCESS LOOP	2-Wire Analog Voice Grade Loop - Manual Order Coordination for UVL-SL1s (per loop)	UEANL	UEAMC	
AL	UNBUNDLED EXCHANGE ACCESS LOOP	2-Wire Analog Voice Grade Loop - Order Coordination for Specified Conversion Time for UVL-SL1 (per LSR)	UEANL	OCOSL	
AL	UNBUNDLED EXCHANGE ACCESS LOOP	Bulk Migration, per 2 Wire Voice Loop-SL1	UEANL	UREPN	
AL	UNBUNDLED EXCHANGE ACCESS LOOP	Bulk Migration, per 2 Wire Voice Loop-SL1 [DISCONNECT]	UEANL	UREPN	
AL	UNBUNDLED EXCHANGE ACCESS LOOP	Bulk Migration Order Coordination, per 2 Wire Voice Loop-SL1	UEANL	UREPM	

PRICING SHEETS

State	Product	Rate Element Description	COS (Class of Service)	USOC	Zone
AL	UNBUNDLED EXCHANGE ACCESS LOOP	2-Wire Unbundled Copper Loop - Non-Designed Zone 1	UEQ	UEQ2X	1
AL	UNBUNDLED EXCHANGE ACCESS LOOP	2-Wire Unbundled Copper Loop - Non-Designed Zone 1 [DISCONNECT]	UEQ	UEQ2X	1
AL	UNBUNDLED EXCHANGE ACCESS LOOP	2 Wire Unbundled Copper Loop - Non-Designed - Zone 2	UEQ	UEQ2X	2
AL	UNBUNDLED EXCHANGE ACCESS LOOP	2 Wire Unbundled Copper Loop - Non-Designed - Zone 2 [DISCONNECT]	UEQ	UEQ2X	2
AL	UNBUNDLED EXCHANGE ACCESS LOOP	2 Wire Unbundled Copper Loop - Non-Designed - Zone 3	UEQ	UEQ2X	3
AL	UNBUNDLED EXCHANGE ACCESS LOOP	2 Wire Unbundled Copper Loop - Non-Designed - Zone 3 [DISCONNECT]	UEQ	UEQ2X	3
AL	UNBUNDLED EXCHANGE ACCESS LOOP	2 Wire Unbundled Copper Loop - Tag Loop at End User Premise	UEQ	URETL	
AL	UNBUNDLED EXCHANGE ACCESS LOOP	2 Wire Unbundled Copper Loop - Loop Testing - Basic 1st Half Hour	UEQ	URET1	
AL	UNBUNDLED EXCHANGE ACCESS LOOP	2 Wire Unbundled Copper Loop - Loop Testing - Basic Additional Half Hour	UEQ	URETA	
AL	UNBUNDLED EXCHANGE ACCESS LOOP	Manual Order Coordination 2 Wire Unbundled Copper Loop - Non-Designed (per loop)	UEQ	USBMC	
AL	UNBUNDLED EXCHANGE ACCESS LOOP	Bulk Migration, per 2 Wire UCL-ND	UEQ	UREPN	
AL	UNBUNDLED EXCHANGE ACCESS LOOP	Bulk Migration, per 2 Wire UCL-ND [DISCONNECT]	UEQ	UREPN	
AL	UNBUNDLED EXCHANGE ACCESS LOOP	Bulk Migration Order Coordination, per 2 Wire UCL-ND	UEQ	UREPM	
AL	UNBUNDLED EXCHANGE ACCESS LOOP	2-Wire Analog Voice Grade Loop - Switch-As-Is Conversion rate per UNE Loop, Single LSR, (per DS0)	UEA	URES�	
AL	UNBUNDLED EXCHANGE ACCESS LOOP	2-Wire Analog Voice Grade Loop - Switch-As-Is Conversion rate per UNE Loop, Spreadsheet (per DS0)	UEA	URESP	
AL	UNBUNDLED EXCHANGE ACCESS LOOP	Bulk Migration, per 2 Wire Voice Loop-SL2	UEA	UREPN	

PRICING SHEETS

State	Product	Rate Element Description	COS (Class of Service)	USOC	Zone
AL	UNBUNDLED EXCHANGE ACCESS LOOP	Bulk Migration Order Coordination, per 2 Wire Voice Loop-SL2	UEA	UREPM	
AL	UNBUNDLED EXCHANGE ACCESS LOOP	4-Wire Analog Voice Grade Loop - Zone 1	UEA	UEAL4	1
AL	UNBUNDLED EXCHANGE ACCESS LOOP	4-Wire Analog Voice Grade Loop - Zone 1 [DISCONNECT]	UEA	UEAL4	1
AL	UNBUNDLED EXCHANGE ACCESS LOOP	4-Wire Analog Voice Grade Loop - Zone 2	UEA	UEAL4	2
AL	UNBUNDLED EXCHANGE ACCESS LOOP	4-Wire Analog Voice Grade Loop - Zone 2 [DISCONNECT]	UEA	UEAL4	2
AL	UNBUNDLED EXCHANGE ACCESS LOOP	4-Wire Analog Voice Grade Loop - Zone 3	UEA	UEAL4	3
AL	UNBUNDLED EXCHANGE ACCESS LOOP	4-Wire Analog Voice Grade Loop - Zone 3 [DISCONNECT]	UEA	UEAL4	3
AL	UNBUNDLED EXCHANGE ACCESS LOOP	4-Wire Analog Voice Grade Loop - Switch-As-Is Conversion rate per UNE Loop, Single LSR, (per DS0)	UEA	URESL	
AL	UNBUNDLED EXCHANGE ACCESS LOOP	4-Wire Analog Voice Grade Loop - Switch-As-Is Conversion rate per UNE Loop, Spreadsheet, (per DS0)	UEA	URESP	
AL	UNE LOOP COMMINGLING	2-Wire Analog Voice Grade Loop - Service Level 2 w/Loop or Ground Start Signaling - Zone 1	NTCVG	UEAL2	1
AL	UNE LOOP COMMINGLING	2-Wire Analog Voice Grade Loop - Service Level 2 w/Loop or Ground Start Signaling - Zone 1 [DISCONNECT]	NTCVG	UEAL2	1
AL	UNE LOOP COMMINGLING	2-Wire Analog Voice Grade Loop - Service Level 2 w/Loop or Ground Start Signaling - Zone 2	NTCVG	UEAL2	2
AL	UNE LOOP COMMINGLING	2-Wire Analog Voice Grade Loop - Service Level 2 w/Loop or Ground Start Signaling - Zone 2 [DISCONNECT]	NTCVG	UEAL2	2
AL	UNE LOOP COMMINGLING	2-Wire Analog Voice Grade Loop - Service Level 2 w/Loop or Ground Start Signaling - Zone 3	NTCVG	UEAL2	3
AL	UNE LOOP COMMINGLING	2-Wire Analog Voice Grade Loop - Service Level 2 w/Loop or Ground Start Signaling - Zone 3 [DISCONNECT]	NTCVG	UEAL2	3

PRICING SHEETS

State	Product	Rate Element Description	COS (Class of Service)	USOC	Zone
AL	UNE LOOP COMMINGLING	2-Wire Analog Voice Grade Loop - Service Level 2 w/Reverse Battery Signaling - Zone 1	NTCVG	UEAR2	1
AL	UNE LOOP COMMINGLING	2-Wire Analog Voice Grade Loop - Service Level 2 w/Reverse Battery Signaling - Zone 1 [DISCONNECT]	NTCVG	UEAR2	1
AL	UNE LOOP COMMINGLING	2-Wire Analog Voice Grade Loop - Service Level 2 w/Reverse Battery Signaling - Zone 2	NTCVG	UEAR2	2
AL	UNE LOOP COMMINGLING	2-Wire Analog Voice Grade Loop - Service Level 2 w/Reverse Battery Signaling - Zone 2 [DISCONNECT]	NTCVG	UEAR2	2
AL	UNE LOOP COMMINGLING	2-Wire Analog Voice Grade Loop - Service Level 2 w/Reverse Battery Signaling - Zone 3	NTCVG	UEAR2	3
AL	UNE LOOP COMMINGLING	2-Wire Analog Voice Grade Loop - Service Level 2 w/Reverse Battery Signaling - Zone 3 [DISCONNECT]	NTCVG	UEAR2	3
AL	UNE LOOP COMMINGLING	2-Wire Analog Voice Grade Loop - Switch-As-Is Conversion rate per UNE Loop, Single LSR, (per DS0)	NTCVG	URES	
AL	UNE LOOP COMMINGLING	2-Wire Analog Voice Grade Loop - Switch-As-Is Conversion rate per UNE Loop, Spreadsheet (per DS0)	NTCVG	URES	
AL	UNE LOOP COMMINGLING	2-Wire Analog Voice Grade Loop - Loop Tagging - Service Level 2 (SL2)	NTCVG	URETL	
AL	UNE LOOP COMMINGLING	4-Wire Analog Voice Grade Loop - Zone 1	NTCVG	UEAL4	1
AL	UNE LOOP COMMINGLING	4-Wire Analog Voice Grade Loop - Zone 1 [DISCONNECT]	NTCVG	UEAL4	1
AL	UNE LOOP COMMINGLING	4-Wire Analog Voice Grade Loop - Zone 2	NTCVG	UEAL4	2
AL	UNE LOOP COMMINGLING	4-Wire Analog Voice Grade Loop - Zone 2 [DISCONNECT]	NTCVG	UEAL4	2
AL	UNE LOOP COMMINGLING	4-Wire Analog Voice Grade Loop - Zone 3	NTCVG	UEAL4	3
AL	UNE LOOP COMMINGLING	4-Wire Analog Voice Grade Loop - Zone 3 [DISCONNECT]	NTCVG	UEAL4	3
AL	UNE LOOP COMMINGLING	4-Wire Analog Voice Grade Loop - Switch-As-Is Conversion rate per UNE Loop, Single LSR, (per DS0)	NTCVG	URES	

PRICING SHEETS

State	Product	Rate Element Description	COS (Class of Service)	USOC	Zone
AL	UNE LOOP COMMINGLING	4-Wire Analog Voice Grade Loop - Switch-As-Is Conversion rate per UNE Loop, Spreadsheet, (per DS0)	NTCVG	URESP	
AL	UNBUNDLED DEDICATED TRANSPORT	Interoffice Channel - DS1 - per mile	U1TD1	1L5XX	
AL	UNBUNDLED DEDICATED TRANSPORT	Interoffice Channel - DS1 - Facility Termination	U1TD1	U1TF1	
AL	UNBUNDLED DEDICATED TRANSPORT	Interoffice Channel - DS1 - Facility Termination [DISCONNECT]	U1TD1	U1TF1	
AL	UNBUNDLED DEDICATED TRANSPORT	Interoffice Channel - DS3 - per mile	U1TD3	1L5XX	
AL	UNBUNDLED DEDICATED TRANSPORT	Interoffice Channel - DS3 - Facility Termination	U1TD3	U1TF3	
AL	UNBUNDLED DEDICATED TRANSPORT	Interoffice Channel - DS3 - Facility Termination [DISCONNECT]	U1TD3	U1TF3	
AL	ENHANCED EXTENDED LINK (EELs)	4-Wire Analog Voice Grade Loop in Combination - Zone 1	UNCVX	UEAL4	1
AL	ENHANCED EXTENDED LINK (EELs)	4-Wire Analog Voice Grade Loop in Combination - Zone 1 [DISCONNECT]	UNCVX	UEAL4	1
AL	ENHANCED EXTENDED LINK (EELs)	4-Wire Analog Voice Grade Loop in Combination - Zone 2	UNCVX	UEAL4	2
AL	ENHANCED EXTENDED LINK (EELs)	4-Wire Analog Voice Grade Loop in Combination - Zone 2 [DISCONNECT]	UNCVX	UEAL4	2
AL	ENHANCED EXTENDED LINK (EELs)	4-Wire Analog Voice Grade Loop in Combination - Zone 3	UNCVX	UEAL4	3
AL	ENHANCED EXTENDED LINK (EELs)	4-Wire Analog Voice Grade Loop in Combination - Zone 3 [DISCONNECT]	UNCVX	UEAL4	3
AL	ENHANCED EXTENDED LINK (EELs)	4-Wire DS1 Digital Loop in Combination - Zone 1	UNC1X	USLXX	1
AL	ENHANCED EXTENDED LINK (EELs)	4-Wire DS1 Digital Loop in Combination - Zone 1 [DISCONNECT]	UNC1X	USLXX	1
AL	ENHANCED EXTENDED LINK (EELs)	4-Wire DS1 Digital Loop in Combination - Zone 2	UNC1X	USLXX	2
AL	ENHANCED EXTENDED LINK (EELs)	4-Wire DS1 Digital Loop in Combination - Zone 2 [DISCONNECT]	UNC1X	USLXX	2
AL	ENHANCED EXTENDED LINK (EELs)	4-Wire DS1 Digital Loop in Combination - Zone 3	UNC1X	USLXX	3

PRICING SHEETS

State	Product	Rate Element Description	COS (Class of Service)	USOC	Zone
AL	ENHANCED EXTENDED LINK (EELs)	4-Wire DS1 Digital Loop in Combination - Zone 3 [DISCONNECT]	UNC1X	USLXX	3
AL	ENHANCED EXTENDED LINK (EELs)	DS3 Local Loop in combination - per mile	UNC3X	1L5ND	
AL	ENHANCED EXTENDED LINK (EELs)	DS3 Local Loop in combination - Facility Termination	UNC3X	UE3PX	
AL	ENHANCED EXTENDED LINK (EELs)	DS3 Local Loop in combination - Facility Termination [DISCONNECT]	UNC3X	UE3PX	
AL	ENHANCED EXTENDED LINK (EELs)	Interoffice Channel in combination - DS1 - per mile	UNC1X	1L5XX	
AL	ENHANCED EXTENDED LINK (EELs)	Interoffice Channel in combination - DS1 Facility Termination	UNC1X	U1TF1	
AL	ENHANCED EXTENDED LINK (EELs)	Interoffice Channel in combination - DS1 Facility Termination [DISCONNECT]	UNC1X	U1TF1	
AL	ENHANCED EXTENDED LINK (EELs)	Interoffice Channel in combination - DS3 - per mile	UNC3X	1L5XX	
AL	ENHANCED EXTENDED LINK (EELs)	Interoffice Channel in combination - DS3 - Facility Termination	UNC3X	U1TF3	
AL	ENHANCED EXTENDED LINK (EELs)	Interoffice Channel in combination - DS3 - Facility Termination [DISCONNECT]	UNC3X	U1TF3	
AL	ADDITIONAL NETWORK ELEMENTS	Service Rearrangements - NRC - Order Coordination Specific Time - Dedicated Transport	UNC1X, UNC3X	OCOSR	

PRICING SHEETS

State	Product	Rate Element Description	COS (Class of Service)	USOC	Zone
AR	UNBUNDLED EXCHANGE ACCESS LOOP	2-Wire Analog Loop - Zone 1 (Rural)		U21	1
AR	UNBUNDLED EXCHANGE ACCESS LOOP	2-Wire Analog Loop - Zone 2 (Suburban)		U21	2
AR	UNBUNDLED EXCHANGE ACCESS LOOP	2-Wire Analog Loop - Zone 3 (Urban)		U21	3
AR	UNBUNDLED EXCHANGE ACCESS LOOP	4-Wire Analog Loop - Zone 1 (Rural)		U4H	1
AR	UNBUNDLED EXCHANGE ACCESS LOOP	4-Wire Analog Loop - Zone 2 (Suburban)		U4H	2
AR	UNBUNDLED EXCHANGE ACCESS LOOP	4-Wire Analog Loop - Zone 3 (Urban)		U4H	3
AR	UNBUNDLED EXCHANGE ACCESS LOOP	2-Wire Analog Loop Cross Connect to Collocation - Cross Connect		UCXC2	
AR	UNBUNDLED EXCHANGE ACCESS LOOP	2-Wire Analog Loop to Collocation (without testing) - Cross Connect		UCXD2	
AR	UNBUNDLED EXCHANGE ACCESS LOOP	4-Wire Analog Loop to Collocation - Cross Connect		UCXC4	
AR	UNBUNDLED EXCHANGE ACCESS LOOP	4-Wire Analog Loop to Collocation (without testing) - Cross Connect		UCXD4	
AR	UNBUNDLED DEDICATED TRANSPORT	DT-DS1 Interoffice Transport, First Mile		ULNHS	
AR	UNBUNDLED DEDICATED TRANSPORT	DT-DS1 Interoffice Transport, Each Additional Mile		ULNHS	
AR	UNBUNDLED DEDICATED TRANSPORT	DT-DS3 Interoffice Transport, First Mile		ULNJS	
AR	UNBUNDLED DEDICATED TRANSPORT	DT-DS3 Interoffice Transport, Each Additional Mile		ULNJS	
AR	UNBUNDLED DEDICATED TRANSPORT	DT-Cross Connect - DS1 to Collocation		UCXHX	
AR	UNBUNDLED DEDICATED TRANSPORT	DT-Cross Connect - DS3 to Collocation		UCXJX	
AR	UNBUNDLED DEDICATED TRANSPORT	DS1 to VG - Multiplexing		UM4BX	

PRICING SHEETS

State	Product	Rate Element Description	COS (Class of Service)	USOC	Zone
AR	UNBUNDLED DEDICATED TRANSPORT	DS3 to DS1 - Multiplexing		UM4AX	
AR	UNBUNDLED DEDICATED TRANSPORT	2-Wire Analog Loop Cross Connect to POA - Method 1		UXRA1	1
AR	UNBUNDLED DEDICATED TRANSPORT	2-Wire Analog Loop Cross Connect to POA - Method 2		UXRA2	2
AR	UNBUNDLED DEDICATED TRANSPORT	2-Wire Analog Loop Cross Connect to POA - Method 3		UXRA3	3

PRICING SHEETS

State	Product	Rate Element Description	COS (Class of Service)	USOC	Zone
CA	UNBUNDLED EXCHANGE ACCESS LOOP	2-Wire Analog Loop Zone 1 (OANAD Terminology - Basic or Assured Link - 2-Wire)	EE7T+, EE7U+, BCL++, RCL++,L3X++, L4X++, L5X++, L6X++, L7X++, L8X++, L9X++, LAX++, LBX++, LCX++, LWX++, L1X++, L2X++, L32++, L33++, L36++	LKB	1
CA	UNBUNDLED EXCHANGE ACCESS LOOP	2-Wire Analog Loop Zone 2 (OANAD Terminology - Basic or Assured Link - 2-Wire)	EE7T+, EE7U+, BCL++, RCL++,L3X++, L4X++, L5X++, L6X++, L7X++, L8X++, L9X++, LAX++, LBX++, LCX++, LWX++, L1X++, L2X++, L32++, L33++, L36++	LKB	2
CA	UNBUNDLED EXCHANGE ACCESS LOOP	2-Wire Analog Loop Zone 3 (OANAD Terminology - Basic or Assured Link - 2-Wire)	EE7T+, EE7U+, BCL++, RCL++,L3X++, L4X++, L5X++, L6X++, L7X++, L8X++, L9X++, LAX++, LBX++, LCX++, LWX++, L1X++, L2X++, L32++, L33++, L36++	LKB	3
CA	UNBUNDLED EXCHANGE ACCESS LOOP	2-Wire Analog Loop Statewide (OANAD Terminology - Basic or Assured Link - 2-Wire)	EE7T+, EE7U+, BCL++, RCL++,L3X++, L4X++, L5X++, L6X++, L7X++, L8X++, L9X++, LAX++, LBX++, LCX++, LWX++, L1X++, L2X++, L32++, L33++, L36++	LKB	
CA	UNBUNDLED EXCHANGE ACCESS LOOP	2-Wire Analog Loop Zone 1 (OANAD Terminology - Basic or Assured Link - 2-Wire)	EE7T+, EE7U+, BCL++, RCL++,L3X++, L4X++, L5X++, L6X++, L7X++, L8X++, L9X++, LAX++, LBX++, LCX++, LWX++, L1X++, L2X++, L32++, L33++, L36++	LKBAA	1
CA	UNBUNDLED EXCHANGE ACCESS LOOP	2-Wire Analog Loop Zone 2 (OANAD Terminology - Basic or Assured Link - 2-Wire)	EE7T+, EE7U+, BCL++, RCL++,L3X++, L4X++, L5X++, L6X++, L7X++, L8X++, L9X++, LAX++, LBX++, LCX++, LWX++, L1X++, L2X++, L32++, L33++, L36++	LKBAA	2
CA	UNBUNDLED EXCHANGE ACCESS LOOP	2-Wire Analog Loop Zone 3 (OANAD Terminology - Basic or Assured Link - 2-Wire)	EE7T+, EE7U+, BCL++, RCL++,L3X++, L4X++, L5X++, L6X++, L7X++, L8X++, L9X++, LAX++, LBX++, LCX++, LWX++, L1X++, L2X++, L32++, L33++, L36++	LKBAA	3

PRICING SHEETS

State	Product	Rate Element Description	COS (Class of Service)	USOC	Zone
CA	UNBUNDLED EXCHANGE ACCESS LOOP	2-Wire Analog Loop Statewide (OANAD Terminology - Basic or Assured Link - 2-Wire)	EE7T+, EE7U+, BCL++, RCL++,L3X++, L4X++, L5X++, L6X++, L7X++, L8X++, L9X++, LAX++, LBX++, LCX++, LWX++, L1X++, L2X++, L32++, L33++, L36++	LKBAA	
CA	UNBUNDLED EXCHANGE ACCESS LOOP	2-Wire Analog Loop Zone 1 (OANAD Terminology - Basic or Assured Link - 2-Wire)	EE7T+, EE7U+, BCL++, RCL++,L3X++, L4X++, L5X++, L6X++, L7X++, L8X++, L9X++, LAX++, LBX++, LCX++, LWX++, L1X++, L2X++, L32++, L33++, L36++	AELKB	1
CA	UNBUNDLED EXCHANGE ACCESS LOOP	2-Wire Analog Loop Zone 2 (OANAD Terminology - Basic or Assured Link - 2-Wire)	EE7T+, EE7U+, BCL++, RCL++,L3X++, L4X++, L5X++, L6X++, L7X++, L8X++, L9X++, LAX++, LBX++, LCX++, LWX++, L1X++, L2X++, L32++, L33++, L36++	AELKB	2
CA	UNBUNDLED EXCHANGE ACCESS LOOP	2-Wire Analog Loop Zone 3 (OANAD Terminology - Basic or Assured Link - 2-Wire)	EE7T+, EE7U+, BCL++, RCL++,L3X++, L4X++, L5X++, L6X++, L7X++, L8X++, L9X++, LAX++, LBX++, LCX++, LWX++, L1X++, L2X++, L32++, L33++, L36++	AELKB	3
CA	UNBUNDLED EXCHANGE ACCESS LOOP	2-Wire Analog Loop Statewide (OANAD Terminology - Basic or Assured Link - 2-Wire)	EE7T+, EE7U+, BCL++, RCL++,L3X++, L4X++, L5X++, L6X++, L7X++, L8X++, L9X++, LAX++, LBX++, LCX++, LWX++, L1X++, L2X++, L32++, L33++, L36++	AELKB	
CA	UNBUNDLED EXCHANGE ACCESS LOOP	2-Wire Analog Loop Zone 1 (OANAD Terminology - Basic or Assured Link - 2-Wire)	EE7T+, EE7U+, BCL++, RCL++,L3X++, L4X++, L5X++, L6X++, L7X++, L8X++, L9X++, LAX++, LBX++, LCX++, LWX++, L1X++, L2X++, L32++, L33++, L36++	AELKA	1
CA	UNBUNDLED EXCHANGE ACCESS LOOP	2-Wire Analog Loop Zone 2 (OANAD Terminology - Basic or Assured Link - 2-Wire)	EE7T+, EE7U+, BCL++, RCL++,L3X++, L4X++, L5X++, L6X++, L7X++, L8X++, L9X++, LAX++, LBX++, LCX++, LWX++, L1X++, L2X++, L32++, L33++, L36++	AELKA	2

PRICING SHEETS

State	Product	Rate Element Description	COS (Class of Service)	USOC	Zone
CA	UNBUNDLED EXCHANGE ACCESS LOOP	2-Wire Analog Loop Zone 3 (OANAD Terminology - Basic or Assured Link - 2-Wire)	EE7T+, EE7U+, BCL++, RCL++, L3X++, L4X++, L5X++, L6X++, L7X++, L8X++, L9X++, LAX++, LBX++, LCX++, LWX++, L1X++, L2X++, L32++, L33++, L36++	AELKA	3
CA	UNBUNDLED EXCHANGE ACCESS LOOP	2-Wire Analog Loop Statewide (OANAD Terminology - Basic or Assured Link - 2-Wire)	EE7T+, EE7U+, BCL++, RCL++, L3X++, L4X++, L5X++, L6X++, L7X++, L8X++, L9X++, LAX++, LBX++, LCX++, LWX++, L1X++, L2X++, L32++, L33++, L36++	AELKA	
CA	UNBUNDLED EXCHANGE ACCESS LOOP	4-Wire Analog Loop Zone 1 (OANAD Terminology - 4-Wire Link)	EE71+, EE72+, EE73+, EE75+, EE76+, EE77+, EE78+, EE79+, EE7X+, EE7Y+, EE7Z+, EE74+	LK4WA	1
CA	UNBUNDLED EXCHANGE ACCESS LOOP	4-Wire Analog Loop Zone 2 (OANAD Terminology - 4-Wire Link)	EE71+, EE72+, EE73+, EE75+, EE76+, EE77+, EE78+, EE79+, EE7X+, EE7Y+, EE7Z+, EE74+	LK4WA	2
CA	UNBUNDLED EXCHANGE ACCESS LOOP	4-Wire Analog Loop Zone 3 (OANAD Terminology - 4-Wire Link)	EE71+, EE72+, EE73+, EE75+, EE76+, EE77+, EE78+, EE79+, EE7X+, EE7Y+, EE7Z+, EE74+	LK4WA	3
CA	UNBUNDLED EXCHANGE ACCESS LOOP	4-Wire Analog Loop Statewide	EE71+, EE72+, EE73+, EE75+, EE76+, EE77+, EE78+, EE79+, EE7X+, EE7Y+, EE7Z+, EE74+	LK4WA	
CA	UNBUNDLED EXCHANGE ACCESS LOOP	4-Wire Loop - CO Facility Interface Connection (OANAD Terminology - 4-Wire - CO Facility Interface Connection)		3F74X	
CA	UNBUNDLED DEDICATED TRANSPORT	Interoffice Transport DS-1 Fixed Mileage (OANAD Terminology - Dedicated Transport Fixed Mileage)	CT1++, EE7M+	1L5UB	
CA	UNBUNDLED DEDICATED TRANSPORT	Interoffice Transport DS-1 Variable Mileage (OANAD Terminology - Dedicated Transport Variable Mileage per mile)			
CA	UNBUNDLED DEDICATED TRANSPORT	Interoffice Transport DS-3 Fixed Mileage (OANAD Terminology - Dedicated Transport DS-3 Fixed Mileage)	CT3++, EE7P+, EE7Q+	1L5UB	
CA	UNBUNDLED DEDICATED TRANSPORT	Interoffice Transport DS-3 Variable Mileage (OANAD Terminology - Dedicated Transport DS-3 Variable Mileage per mile)			
CA	UNBUNDLED DEDICATED TRANSPORT	MULTIPLEXING - DS-1/DS-0 MUX (OANAD Terminology - DS0/DS1)	CT1++, EE7M+	MQ1UB	
CA	UNBUNDLED DEDICATED TRANSPORT	MULTIPLEXING - DS-3/DS-1 MUX (OANAD Terminology - DS1/DS3)	CT3++, EE7P+, EE7Q+	MQ3UB	

PRICING SHEETS

State	Product	Rate Element Description	COS (Class of Service)	USOC	Zone
CA	UNBUNDLED DEDICATED TRANSPORT	Non Recurring Service Order/Channel Rates - Connect - Multiplexing DS1/DS0 (Mechanized)			
CA	UNBUNDLED DEDICATED TRANSPORT	Non Recurring Service Order/Channel Rates - Connect - MultiplexingDS3/DS1 (CESAR/LEX - Simple)	CT3++, EE7P+, EE7Q+	MQ3UC	
CA	UNBUNDLED DEDICATED TRANSPORT	Non Recurring Service Order/Channel Rates - Connect - MultiplexingDS3/DS1 (CESAR/LEX - Simple)	CT3++, EE7P+, EE7Q+	HOX91	
CA	UNBUNDLED DEDICATED TRANSPORT	Non Recurring Service Order/Channel Rates - Connect - Multiplexing DS3/DS1 (Mechanized)			
CA	UNBUNDLED DEDICATED TRANSPORT	Non Recurring Service Order/Channel Rates - Disconnect - Multiplexing DS1/DS0 (CESAR/LEX - Simple)	CT1++, EE7M+	MQ1UD	
CA	UNBUNDLED DEDICATED TRANSPORT	Non Recurring Service Order/Channel Rates - Disconnect - Multiplexing DS1/DS0 (CESAR/LEX - Simple)	CT1++, EE7M+	HOX99	
CA	UNBUNDLED DEDICATED TRANSPORT	Non Recurring Service Order/Channel Rates - Disconnect - Multiplexing DS1/DS0 (Mechanized)			
CA	UNBUNDLED DEDICATED TRANSPORT	Non Recurring Service Order/Channel Rates - Disconnect - MultiplexingDS3/DS1 (CESAR/LEX - Simple)	CT3++, EE7P+, EE7Q+	MQ3UD	
CA	UNBUNDLED DEDICATED TRANSPORT	Non Recurring Service Order/Channel Rates - Disconnect - MultiplexingDS3/DS1 (CESAR/LEX - Simple)	CT3++, EE7P+, EE7Q+	HOX99	
CA	UNBUNDLED DEDICATED TRANSPORT	Non Recurring Service Order/Channel Rates - Disconnect - Multiplexing DS3/DS1 (Mechanized)			
CA	UNBUNDLED DEDICATED TRANSPORT	Non Recurring Service Order/Channel Rates - Change - Multiplexing DS1/DS0 (CESAR/LEX - Simple)			
CA	UNBUNDLED DEDICATED TRANSPORT	Non Recurring Service Order/Channel Rates - Change - Multiplexing DS1/DS0 (Mechanized)			
CA	UNBUNDLED DEDICATED TRANSPORT	Non Recurring Service Order/Channel Rates - Change - MultiplexingDS3/DS1 (CESAR/LEX - Simple)			
CA	UNBUNDLED DEDICATED TRANSPORT	Non Recurring Service Order/Channel Rates - Change - Multiplexing DS3/DS1 (Mechanized)			
CA	UNBUNDLED DEDICATED TRANSPORT	Non Recurring Service Order/Channel Rates - Record - Multiplexing DS1/DS0 (CESAR/LEX - Simple)			
CA	UNBUNDLED DEDICATED TRANSPORT	Non Recurring Service Order/Channel Rates - Record - Multiplexing DS1/DS0 (Mechanized)			
CA	UNBUNDLED DEDICATED TRANSPORT	Non Recurring Service Order/Channel Rates - Record - MultiplexingDS3/DS1 (CESAR/LEX - Simple)			
CA	UNBUNDLED DEDICATED TRANSPORT	Non Recurring Service Order/Channel Rates - Record - Multiplexing DS3/DS1 (Mechanized)			
CA	UNBUNDLED DEDICATED TRANSPORT	Non Recurring Service Order/Channel Rates - Interoffice Transmission Facilities - (IOF) Dedicated Transport - Connect - Digital Dedicated Transport DS1 - Initial (Manual/Fax - Complex)	CT1++, EE7M+	HOX88	

PRICING SHEETS

State	Product	Rate Element Description	COS (Class of Service)	USOC	Zone
CA	UNBUNDLED EXCHANGE ACCESS LOOP	Non Recurring Service Order/Channel Rates - Interoffice Transmission Facilities - (IOF) Dedicated Transport - Connect - Digital Dedicated Transport DS1 - Initial (CESAR/LEX - Complex)	CT1++, EE7M+	1L5UC	
CA	UNBUNDLED EXCHANGE ACCESS LOOP	Non Recurring Service Order/Channel Rates - Interoffice Transmission Facilities - (IOF) Dedicated Transport - Connect - Digital Dedicated Transport DS1 - Initial (Mechanized)	CT1++, EE7M+	MOX88	
CA	UNBUNDLED EXCHANGE ACCESS LOOP	Non Recurring Service Order/Channel Rates - Interoffice Transmission Facilities - (IOF) Dedicated Transport - Connect - Digital Dedicated Transport DS3 - Initial (Manual/Fax - Complex)	CT3++, EE7P+, EE7Q+	HOX88	
CA	UNBUNDLED DEDICATED TRANSPORT	Non Recurring Service Order/Channel Rates - Interoffice Transmission Facilities - (IOF) Dedicated Transport - Connect - Digital Dedicated Transport DS3 - Initial (CESAR/LEX Complex)	CT3++, EE7P+, EE7Q+	1L5UC	
CA	UNBUNDLED DEDICATED TRANSPORT	Non Recurring Service Order/Channel Rates - Interoffice Transmission Facilities - (IOF) Dedicated Transport - Connect - Digital Dedicated Transport DS3 - Initial (Mechanized)	CT3++, EE7P+, EE7Q+	MOX88	
CA	UNBUNDLED DEDICATED TRANSPORT	Non Recurring Service Order/Channel Rates - Interoffice Transmission Facilities - (IOF) Dedicated Transport - Disconnect - Digital Dedicated Transport DS1 - Initial (Manual/Fax - Complex)	CT1++, EE7M+	HOX98	
CA	UNBUNDLED DEDICATED TRANSPORT	Non Recurring Service Order/Channel Rates - Interoffice Transmission Facilities - (IOF) Dedicated Transport - Disconnect - Digital Dedicated Transport DS1 - Initial (CESAR/LEX - Complex)	CT1++, EE7M+	1L5UD	
CA	UNBUNDLED DEDICATED TRANSPORT	Non Recurring Service Order/Channel Rates - Interoffice Transmission Facilities - (IOF) Dedicated Transport - Disconnect - Digital Dedicated Transport DS1 - Initial (Mechanized)	CT1++, EE7M+	MOX98	
CA	UNBUNDLED DEDICATED TRANSPORT	Non Recurring Service Order/Channel Rates - Interoffice Transmission Facilities - (IOF) Dedicated Transport - Disconnect - Digital Dedicated Transport DS3 - Initial (Manual/Fax - Complex)	CT3++, EE7P+, EE7Q+	HOX98	
CA	UNBUNDLED DEDICATED TRANSPORT	Non Recurring Service Order/Channel Rates - Interoffice Transmission Facilities - (IOF) Dedicated Transport - Disconnect - Digital Dedicated Transport DS3 - Initial (CESAR/LEX Complex)	CT3++, EE7P+, EE7Q+	1L5UD	
CA	UNBUNDLED DEDICATED TRANSPORT	Non Recurring Service Order/Channel Rates - Interoffice Transmission Facilities - (IOF) Dedicated Transport - Disconnect - Digital Dedicated Transport DS3 - Initial (Mechanized)	CT3++, EE7P+, EE7Q+	MOX98	

PRICING SHEETS

State	Product	Rate Element Description	COS (Class of Service)	USOC	Zone
CA	UNBUNDLED DEDICATED TRANSPORT	Non Recurring Service Order/Channel Rates - Interoffice Transmission Facilities - (IOF) Dedicated Transport - Change - Digital Dedicated Transport DS1 - Initial (Manual/Fax - Complex)			
CA	UNBUNDLED DEDICATED TRANSPORT	Non Recurring Service Order/Channel Rates - Interoffice Transmission Facilities - (IOF) Dedicated Transport - Change - Digital Dedicated Transport DS1 - Initial (CESAR/LEX - Complex)			
CA	UNBUNDLED DEDICATED TRANSPORT	Non Recurring Service Order/Channel Rates - Interoffice Transmission Facilities - (IOF) Dedicated Transport - Change - Digital Dedicated Transport DS1 - Initial (Mechanized)			
CA	UNBUNDLED DEDICATED TRANSPORT	Non Recurring Service Order/Channel Rates - Interoffice Transmission Facilities - (IOF) Dedicated Transport - Change - Digital Dedicated Transport DS3 - Initial (Manual/Fax - Complex)			
CA	UNBUNDLED DEDICATED TRANSPORT	Non Recurring Service Order/Channel Rates - Interoffice Transmission Facilities - (IOF) Dedicated Transport - Change - Digital Dedicated Transport DS3 - Initial (CESAR/LEX Complex)			
CA	UNBUNDLED DEDICATED TRANSPORT	Non Recurring Service Order/Channel Rates - Interoffice Transmission Facilities - (IOF) Dedicated Transport - Change - Digital Dedicated Transport DS3 - Initial (Mechanized)			
CA	UNBUNDLED DEDICATED TRANSPORT	Non Recurring Service Order/Channel Rates - Interoffice Transmission Facilities - (IOF) Dedicated Transport - Record - Digital Dedicated Transport DS1 - Initial (Manual/Fax - Complex)	CT1++, EE7M+	HOCH3	
CA	UNBUNDLED DEDICATED TRANSPORT	Non Recurring Service Order/Channel Rates - Interoffice Transmission Facilities - (IOF) Dedicated Transport - Record - Digital Dedicated Transport DS1 - Initial (CESAR/LEX - Complex)	CT1++, EE7M+	SOCH3	
CA	UNBUNDLED EXCHANGE ACCESS LOOP	Non Recurring Service Order/Channel Rates - Interoffice Transmission Facilities - (IOF) Dedicated Transport - Record - Digital Dedicated Transport DS1 - Initial (Mechanized)			
CA	UNBUNDLED DEDICATED TRANSPORT	Non Recurring Service Order/Channel Rates - Interoffice Transmission Facilities - (IOF) Dedicated Transport - Record - Digital Dedicated Transport DS3 - Initial (Manual/Fax - Complex)	CT3++, EE7P+, EE7Q+	HOCH3	
CA	UNBUNDLED DEDICATED TRANSPORT	Non Recurring Service Order/Channel Rates - Interoffice Transmission Facilities - (IOF) Dedicated Transport - Record - Digital Dedicated Transport DS3 - Initial (CESAR/LEX Complex)	CT3++, EE7P+, EE7Q+	SOCH3	
CA	UNBUNDLED DEDICATED TRANSPORT	Non Recurring Service Order/Channel Rates - Interoffice Transmission Facilities - (IOF) Dedicated Transport - Record - Digital Dedicated Transport DS3 - Initial (Mechanized)			
CA	ADDITIONAL NETWORK ELEMENTS	Master Leg Plug 2-Wire		ABPM2	
CA	ADDITIONAL NETWORK ELEMENTS	Master Leg Plug 4-Wire		ABPM4	
CA	ADDITIONAL NETWORK ELEMENTS	2-Wire Analog Bridge Plug			

PRICING SHEETS

State	Product	Rate Element Description	COS (Class of Service)	USOC	Zone
CA	ADDITIONAL NETWORK ELEMENTS	4-Wire Analog Bridge Plug			

PRICING SHEETS

State	Product	Rate Element Description	COS (Class of Service)	USOC	Zone
FL	UNBUNDLED EXCHANGE ACCESS LOOP	2-Wire Analog Voice Grade Loop - Service Level 1- Zone 1	UEANL	UEAL2	1
FL	UNBUNDLED EXCHANGE ACCESS LOOP	2-Wire Analog Voice Grade Loop - Service Level 1- Zone 1 [DISCONNECT]	UEANL	UEAL2	1
FL	UNBUNDLED EXCHANGE ACCESS LOOP	2-Wire Analog Voice Grade Loop - Service Level 1- Zone 2	UEANL	UEAL2	2
FL	UNBUNDLED EXCHANGE ACCESS LOOP	2-Wire Analog Voice Grade Loop - Service Level 1- Zone 2 [DISCONNECT]	UEANL	UEAL2	2
FL	UNBUNDLED EXCHANGE ACCESS LOOP	2-Wire Analog Voice Grade Loop - Service Level 1- Zone 3	UEANL	UEAL2	3
FL	UNBUNDLED EXCHANGE ACCESS LOOP	2-Wire Analog Voice Grade Loop - Service Level 1- Zone 3 [DISCONNECT]	UEANL	UEAL2	3
FL	UNBUNDLED EXCHANGE ACCESS LOOP	2-Wire Analog Voice Grade Loop - Service Level 1- Zone 1	UEANL	UEASL	1
FL	UNBUNDLED EXCHANGE ACCESS LOOP	2-Wire Analog Voice Grade Loop - Service Level 1- Zone 1 [DISCONNECT]	UEANL	UEASL	1
FL	UNBUNDLED EXCHANGE ACCESS LOOP	2-Wire Analog Voice Grade Loop - Service Level 1- Zone 2	UEANL	UEASL	2
FL	UNBUNDLED EXCHANGE ACCESS LOOP	2-Wire Analog Voice Grade Loop - Service Level 1- Zone 2 [DISCONNECT]	UEANL	UEASL	2
FL	UNBUNDLED EXCHANGE ACCESS LOOP	2-Wire Analog Voice Grade Loop - Service Level 1- Zone 3	UEANL	UEASL	3
FL	UNBUNDLED EXCHANGE ACCESS LOOP	2-Wire Analog Voice Grade Loop - Service Level 1- Zone 3 [DISCONNECT]	UEANL	UEASL	3
FL	UNBUNDLED EXCHANGE ACCESS LOOP	2-Wire Analog Voice Grade Loop - Manual Order Coordination for UVL-SL1s (per loop)	UEANL	UEAMC	
FL	UNBUNDLED EXCHANGE ACCESS LOOP	2-Wire Analog Voice Grade Loop - Order Coordination for Specified Conversion Time for UVL-SL1 (per LSR)	UEANL	OCOSL	
FL	UNBUNDLED EXCHANGE ACCESS LOOP	Bulk Migration, per 2 Wire Voice Loop-SL1	UEANL	UREPN	
FL	UNBUNDLED EXCHANGE ACCESS LOOP	Bulk Migration, per 2 Wire Voice Loop-SL1 [DISCONNECT]	UEANL	UREPN	
FL	UNBUNDLED EXCHANGE ACCESS LOOP	Bulk Migration Order Coordination, per 2 Wire Voice Loop-SL1	UEANL	UREPM	

PRICING SHEETS

State	Product	Rate Element Description	COS (Class of Service)	USOC	Zone
FL	UNBUNDLED EXCHANGE ACCESS LOOP	2-Wire Unbundled Copper Loop - Non-Designed Zone 1	UEQ	UEQ2X	1
FL	UNBUNDLED EXCHANGE ACCESS LOOP	2-Wire Unbundled Copper Loop - Non-Designed Zone 1 [DISCONNECT]	UEQ	UEQ2X	1
FL	UNBUNDLED EXCHANGE ACCESS LOOP	2 Wire Unbundled Copper Loop - Non-Designed - Zone 2	UEQ	UEQ2X	2
FL	UNBUNDLED EXCHANGE ACCESS LOOP	2 Wire Unbundled Copper Loop - Non-Designed - Zone 2 [DISCONNECT]	UEQ	UEQ2X	2
FL	UNBUNDLED EXCHANGE ACCESS LOOP	2 Wire Unbundled Copper Loop - Non-Designed - Zone 3	UEQ	UEQ2X	3
FL	UNBUNDLED EXCHANGE ACCESS LOOP	2 Wire Unbundled Copper Loop - Non-Designed - Zone 3 [DISCONNECT]	UEQ	UEQ2X	3
FL	UNBUNDLED EXCHANGE ACCESS LOOP	2 Wire Unbundled Copper Loop - Tag Loop at End User Premise	UEQ	URETL	
FL	UNBUNDLED EXCHANGE ACCESS LOOP	2 Wire Unbundled Copper Loop - Loop Testing - Basic 1st Half Hour	UEQ	URET1	
FL	UNBUNDLED EXCHANGE ACCESS LOOP	2 Wire Unbundled Copper Loop - Loop Testing - Basic Additional Half Hour	UEQ	URETA	
FL	UNBUNDLED EXCHANGE ACCESS LOOP	Manual Order Coordination 2 Wire Unbundled Copper Loop - Non-Designed (per loop)	UEQ	USBMC	
FL	UNBUNDLED EXCHANGE ACCESS LOOP	Bulk Migration, per 2 Wire UCL-ND	UEQ	UREPN	
FL	UNBUNDLED EXCHANGE ACCESS LOOP	Bulk Migration, per 2 Wire UCL-ND [DISCONNECT]	UEQ	UREPN	
FL	UNBUNDLED EXCHANGE ACCESS LOOP	Bulk Migration Order Coordination, per 2 Wire UCL-ND	UEQ	UREPM	
FL	UNBUNDLED EXCHANGE ACCESS LOOP	2-Wire Analog Voice Grade Loop - Switch-As-Is Conversion rate per UNE Loop, Single LSR, (per DS0)	UEA	URES�	
FL	UNBUNDLED EXCHANGE ACCESS LOOP	2-Wire Analog Voice Grade Loop - Switch-As-Is Conversion rate per UNE Loop, Spreadsheet, (per DS0)	UEA	URESP	
FL	UNBUNDLED EXCHANGE ACCESS LOOP	Bulk Migration, per 2 Wire Voice Loop-SL2	UEA	UREPN	

PRICING SHEETS

State	Product	Rate Element Description	COS (Class of Service)	USOC	Zone
FL	UNBUNDLED EXCHANGE ACCESS LOOP	Bulk Migration Order Coordination, per 2 Wire Voice Loop-SL2	UEA	UREPM	
FL	UNBUNDLED EXCHANGE ACCESS LOOP	4-Wire Analog Voice Grade Loop - Zone 1	UEA	UEAL4	1
FL	UNBUNDLED EXCHANGE ACCESS LOOP	4-Wire Analog Voice Grade Loop - Zone 1 [DISCONNECT]	UEA	UEAL4	1
FL	UNBUNDLED EXCHANGE ACCESS LOOP	4-Wire Analog Voice Grade Loop - Zone 2	UEA	UEAL4	2
FL	UNBUNDLED EXCHANGE ACCESS LOOP	4-Wire Analog Voice Grade Loop - Zone 2 [DISCONNECT]	UEA	UEAL4	2
FL	UNBUNDLED EXCHANGE ACCESS LOOP	4-Wire Analog Voice Grade Loop - Zone 3	UEA	UEAL4	3
FL	UNBUNDLED EXCHANGE ACCESS LOOP	4-Wire Analog Voice Grade Loop - Zone 3 [DISCONNECT]	UEA	UEAL4	3
FL	UNBUNDLED EXCHANGE ACCESS LOOP	4-Wire Analog Voice Grade Loop - Switch-As-Is Conversion rate per UNE Loop, Single LSR, (per DS0)	UEA	URESL	
FL	UNBUNDLED EXCHANGE ACCESS LOOP	4-Wire Analog Voice Grade Loop - Switch-As-Is Conversion rate per UNE Loop, Spreadsheet, (per DS0)	UEA	URESP	
FL	UNE LOOP COMMINGLING	2-Wire Analog Voice Grade Loop - Service Level 2 w/Loop or Ground Start Signaling - Zone 1	NTCVG	UEAL2	1
FL	UNE LOOP COMMINGLING	2-Wire Analog Voice Grade Loop - Service Level 2 w/Loop or Ground Start Signaling - Zone 1 [DISCONNECT]	NTCVG	UEAL2	1
FL	UNE LOOP COMMINGLING	2-Wire Analog Voice Grade Loop - Service Level 2 w/Loop or Ground Start Signaling - Zone 2	NTCVG	UEAL2	2
FL	UNE LOOP COMMINGLING	2-Wire Analog Voice Grade Loop - Service Level 2 w/Loop or Ground Start Signaling - Zone 2 [DISCONNECT]	NTCVG	UEAL2	2
FL	UNE LOOP COMMINGLING	2-Wire Analog Voice Grade Loop - Service Level 2 w/Loop or Ground Start Signaling - Zone 3	NTCVG	UEAL2	3
FL	UNE LOOP COMMINGLING	2-Wire Analog Voice Grade Loop - Service Level 2 w/Loop or Ground Start Signaling - Zone 3 [DISCONNECT]	NTCVG	UEAL2	3

PRICING SHEETS

State	Product	Rate Element Description	COS (Class of Service)	USOC	Zone
FL	UNE LOOP COMMINGLING	2-Wire Analog Voice Grade Loop - Service Level 2 w/Reverse Battery Signaling - Zone 1	NTCVG	UEAR2	1
FL	UNE LOOP COMMINGLING	2-Wire Analog Voice Grade Loop - Service Level 2 w/Reverse Battery Signaling - Zone 1 [DISCONNECT]	NTCVG	UEAR2	1
FL	UNE LOOP COMMINGLING	2-Wire Analog Voice Grade Loop - Service Level 2 w/Reverse Battery Signaling - Zone 2	NTCVG	UEAR2	2
FL	UNE LOOP COMMINGLING	2-Wire Analog Voice Grade Loop - Service Level 2 w/Reverse Battery Signaling - Zone 2 [DISCONNECT]	NTCVG	UEAR2	2
FL	UNE LOOP COMMINGLING	2-Wire Analog Voice Grade Loop - Service Level 2 w/Reverse Battery Signaling - Zone 3	NTCVG	UEAR2	3
FL	UNE LOOP COMMINGLING	2-Wire Analog Voice Grade Loop - Service Level 2 w/Reverse Battery Signaling - Zone 3 [DISCONNECT]	NTCVG	UEAR2	3
FL	UNE LOOP COMMINGLING	2-Wire Analog Voice Grade Loop - Switch-As-Is Conversion rate per UNE Loop, Single LSR, (per DS0)	NTCVG	URES	
FL	UNE LOOP COMMINGLING	2-Wire Analog Voice Grade Loop - Switch-As-Is Conversion rate per UNE Loop, Spreadsheet, (per DS0)	NTCVG	URES	
FL	UNE LOOP COMMINGLING	2-Wire Analog Voice Grade Loop - Loop Tagging - Service Level 2 (SL2)	NTCVG	URETL	
FL	UNE LOOP COMMINGLING	4-Wire Analog Voice Grade Loop - Zone 1	NTCVG	UEAL4	1
FL	UNE LOOP COMMINGLING	4-Wire Analog Voice Grade Loop - Zone 1 [DISCONNECT]	NTCVG	UEAL4	1
FL	UNE LOOP COMMINGLING	4-Wire Analog Voice Grade Loop - Zone 2	NTCVG	UEAL4	2
FL	UNE LOOP COMMINGLING	4-Wire Analog Voice Grade Loop - Zone 2 [DISCONNECT]	NTCVG	UEAL4	2
FL	UNE LOOP COMMINGLING	4-Wire Analog Voice Grade Loop - Zone 3	NTCVG	UEAL4	3
FL	UNE LOOP COMMINGLING	4-Wire Analog Voice Grade Loop - Zone 3 [DISCONNECT]	NTCVG	UEAL4	3
FL	UNE LOOP COMMINGLING	4-Wire Analog Voice Grade Loop - Switch-As-Is Conversion rate per UNE Loop, Single LSR, (per DS0)	NTCVG	URES	

PRICING SHEETS

State	Product	Rate Element Description	COS (Class of Service)	USOC	Zone
FL	UNE LOOP COMMINGLING	4-Wire Analog Voice Grade Loop - Switch-As-Is Conversion rate per UNE Loop, Spreadsheet, (per DS0)	NTCVG	URESP	
FL	UNBUNDLED DEDICATED TRANSPORT	Interoffice Channel - DS1 - per mile	U1TD1	1L5XX	
FL	UNBUNDLED DEDICATED TRANSPORT	Interoffice Channel - DS1 - Facility Termination	U1TD1	U1TF1	
FL	UNBUNDLED DEDICATED TRANSPORT	Interoffice Channel - DS1 - Facility Termination [DISCONNECT]	U1TD1	U1TF1	
FL	UNBUNDLED DEDICATED TRANSPORT	Interoffice Channel - DS3 - per mile	U1TD3	1L5XX	
FL	UNBUNDLED DEDICATED TRANSPORT	Interoffice Channel - DS3 - Facility Termination	U1TD3	U1TF3	
FL	UNBUNDLED DEDICATED TRANSPORT	Interoffice Channel - DS3 - Facility Termination [DISCONNECT]	U1TD3	U1TF3	
FL	HIGH CAPACITY UNBUNDLED LOCAL LOOP	Stand Alone - DS3 Unbundled Local Loop - per mile	UE3	1L5ND	
FL	HIGH CAPACITY UNBUNDLED LOCAL LOOP	Stand Alone - DS3 Unbundled Local Loop - Facility Termination	UE3	UE3PX	
FL	HIGH CAPACITY UNBUNDLED LOCAL LOOP	Stand Alone - DS3 Unbundled Local Loop - Facility Termination [DISCONNECT]	UE3	UE3PX	
FL	ENHANCED EXTENDED LINK (EELs)	4-Wire Analog Voice Grade Loop in Combination - Zone 1	UNCVX	UEAL4	1
FL	ENHANCED EXTENDED LINK (EELs)	4-Wire Analog Voice Grade Loop in Combination - Zone 1 [DISCONNECT]	UNCVX	UEAL4	1
FL	ENHANCED EXTENDED LINK (EELs)	4-Wire Analog Voice Grade Loop in Combination - Zone 2	UNCVX	UEAL4	2
FL	ENHANCED EXTENDED LINK (EELs)	4-Wire Analog Voice Grade Loop in Combination - Zone 2 [DISCONNECT]	UNCVX	UEAL4	2
FL	ENHANCED EXTENDED LINK (EELs)	4-Wire Analog Voice Grade Loop in Combination - Zone 3	UNCVX	UEAL4	3
FL	ENHANCED EXTENDED LINK (EELs)	4-Wire Analog Voice Grade Loop in Combination - Zone 3 [DISCONNECT]	UNCVX	UEAL4	3
FL	ENHANCED EXTENDED LINK (EELs)	4-Wire DS1 Digital Loop in Combination - Zone 1	UNC1X	USLXX	1

PRICING SHEETS

State	Product	Rate Element Description	COS (Class of Service)	USOC	Zone
FL	ENHANCED EXTENDED LINK (EELs)	4-Wire DS1 Digital Loop in Combination - Zone 1 [DISCONNECT]	UNC1X	USLXX	1
FL	ENHANCED EXTENDED LINK (EELs)	4-Wire DS1 Digital Loop in Combination - Zone 2 [DISCONNECT]	UNC1X	USLXX	2
FL	ENHANCED EXTENDED LINK (EELs)	4-Wire DS1 Digital Loop in Combination - Zone 2 [DISCONNECT]	UNC1X	USLXX	2
FL	ENHANCED EXTENDED LINK (EELs)	4-Wire DS1 Digital Loop in Combination - Zone 3 [DISCONNECT]	UNC1X	USLXX	3
FL	ENHANCED EXTENDED LINK (EELs)	4-Wire DS1 Digital Loop in Combination - Zone 3 [DISCONNECT]	UNC1X	USLXX	3
FL	ENHANCED EXTENDED LINK (EELs)	DS3 Local Loop in combination - per mile	UNC3X	1L5ND	
FL	ENHANCED EXTENDED LINK (EELs)	DS3 Local Loop in combination - Facility Termination	UNC3X	UE3PX	
FL	ENHANCED EXTENDED LINK (EELs)	DS3 Local Loop in combination - Facility Termination [DISCONNECT]	UNC3X	UE3PX	
FL	ENHANCED EXTENDED LINK (EELs)	Interoffice Channel in combination - DS1 - per mile	UNC1X	1L5XX	
FL	ENHANCED EXTENDED LINK (EELs)	Interoffice Channel in combination - DS1 Facility Termination	UNC1X	U1TF1	
FL	ENHANCED EXTENDED LINK (EELs)	Interoffice Channel in combination - DS1 Facility Termination [DISCONNECT]	UNC1X	U1TF1	
FL	ENHANCED EXTENDED LINK (EELs)	Interoffice Channel in combination - DS3 - per mile	UNC3X	1L5XX	
FL	ENHANCED EXTENDED LINK (EELs)	Interoffice Channel in combination - DS3 - Facility Termination	UNC3X	U1TF3	
FL	ENHANCED EXTENDED LINK (EELs)	Interoffice Channel in combination - DS3 - Facility Termination [DISCONNECT]	UNC3X	U1TF3	
FL	ADDITIONAL NETWORK ELEMENTS	Service Rearrangements - NRC - Order Coordination Specific Time - Dedicated Transport	UNC1X, UNC3X	OCOSR	

PRICING SHEETS

State	Product	Rate Element Description	COS (Class of Service)	USOC	Zone
GA	UNBUNDLED EXCHANGE ACCESS LOOP	2-Wire Analog Voice Grade Loop - Service Level 1- Zone 1	UEANL	UEAL2	1
GA	UNBUNDLED EXCHANGE ACCESS LOOP	2-Wire Analog Voice Grade Loop - Service Level 1- Zone 1 [DISCONNECT]	UEANL	UEAL2	1
GA	UNBUNDLED EXCHANGE ACCESS LOOP	2-Wire Analog Voice Grade Loop - Service Level 1- Zone 2	UEANL	UEAL2	2
GA	UNBUNDLED EXCHANGE ACCESS LOOP	2-Wire Analog Voice Grade Loop - Service Level 1- Zone 2 [DISCONNECT]	UEANL	UEAL2	2
GA	UNBUNDLED EXCHANGE ACCESS LOOP	2-Wire Analog Voice Grade Loop - Service Level 1- Zone 3	UEANL	UEAL2	3
GA	UNBUNDLED EXCHANGE ACCESS LOOP	2-Wire Analog Voice Grade Loop - Service Level 1- Zone 3 [DISCONNECT]	UEANL	UEAL2	3
GA	UNBUNDLED EXCHANGE ACCESS LOOP	2-Wire Analog Voice Grade Loop - Service Level 1- Zone 1	UEANL	UEASL	1
GA	UNBUNDLED EXCHANGE ACCESS LOOP	2-Wire Analog Voice Grade Loop - Service Level 1- Zone 1 [DISCONNECT]	UEANL	UEASL	1
GA	UNBUNDLED EXCHANGE ACCESS LOOP	2-Wire Analog Voice Grade Loop - Service Level 1- Zone 2	UEANL	UEASL	2
GA	UNBUNDLED EXCHANGE ACCESS LOOP	2-Wire Analog Voice Grade Loop - Service Level 1- Zone 2 [DISCONNECT]	UEANL	UEASL	2
GA	UNBUNDLED EXCHANGE ACCESS LOOP	2-Wire Analog Voice Grade Loop - Service Level 1- Zone 3	UEANL	UEASL	3
GA	UNBUNDLED EXCHANGE ACCESS LOOP	2-Wire Analog Voice Grade Loop - Service Level 1- Zone 3 [DISCONNECT]	UEANL	UEASL	3
GA	UNBUNDLED EXCHANGE ACCESS LOOP	2-Wire Analog Voice Grade Loop - Loop Testing - Basic Additional Half Hour	UEANL	URETA	
GA	UNBUNDLED EXCHANGE ACCESS LOOP	2-Wire Analog Voice Grade Loop - Manual Order Coordination for UVL-SL1s (per loop)	UEANL	UEAMC	
GA	UNBUNDLED EXCHANGE ACCESS LOOP	2-Wire Analog Voice Grade Loop - Manual Order Coordination for UVL-SL1s (per loop) [DISCONNECT]	UEANL	UEAMC	
GA	UNBUNDLED EXCHANGE ACCESS LOOP	2-Wire Analog Voice Grade Loop - Order Coordination for Specified Conversion Time for UVL-SL1 (per LSR)	UEANL	OCOSL	

PRICING SHEETS

State	Product	Rate Element Description	COS (Class of Service)	USOC	Zone
GA	UNBUNDLED EXCHANGE ACCESS LOOP	Bulk Migration, per 2 Wire Voice Loop-SL1	UEANL	UREPN	
GA	UNBUNDLED EXCHANGE ACCESS LOOP	Bulk Migration, per 2 Wire Voice Loop-SL1 [DISCONNECT]	UEANL	UREPN	
GA	UNBUNDLED EXCHANGE ACCESS LOOP	Bulk Migration Order Coordination, per 2 Wire Voice Loop-SL1	UEANL	UREPM	
GA	UNBUNDLED EXCHANGE ACCESS LOOP	2 Wire Unbundled Copper Loop Non-Designed- Zone 1	UEQ	UEQ2X	1
GA	UNBUNDLED EXCHANGE ACCESS LOOP	2 Wire Unbundled Copper Loop Non-Designed- Zone 2	UEQ	UEQ2X	2
GA	UNBUNDLED EXCHANGE ACCESS LOOP	2 Wire Unbundled Copper Loop - Non-Designed - Zone 3	UEQ	UEQ2X	3
GA	UNBUNDLED EXCHANGE ACCESS LOOP	2 Wire Unbundled Copper Loop - Tag Loop at End User Premise	UEQ	URETL	
GA	UNBUNDLED EXCHANGE ACCESS LOOP	2 Wire Unbundled Copper Loop - Basic 1st Half Hour	UEQ	URET1	
GA	UNBUNDLED EXCHANGE ACCESS LOOP	2 Wire Unbundled Copper Loop - Loop Testing - Basic Additional Half Hour	UEQ	URETA	
GA	UNBUNDLED EXCHANGE ACCESS LOOP	Manual Order Coordination 2 Wire Unbundled Copper Loop - Non-Designed (per loop)	UEQ	USBMC	
GA	UNBUNDLED EXCHANGE ACCESS LOOP	2 Wire Unbundled Copper Loop - Bulk Migration, per 2 Wire Voice Loop-SL1	UEQ	UREPN	
GA	UNBUNDLED EXCHANGE ACCESS LOOP	Bulk Migration Order Coordination, per 2 Wire UCL-ND	UEQ	UREPM	
GA	UNBUNDLED EXCHANGE ACCESS LOOP	2-Wire Analog Voice Grade Loop - Switch-As-Is Conversion rate per UNE Loop, Single LSR, (per DS0)	UEA	URES�	
GA	UNBUNDLED EXCHANGE ACCESS LOOP	2-Wire Analog Voice Grade Loop - Switch-As-Is Conversion rate per UNE Loop, Spreadsheet, (per DS0)	UEA	URESP	
GA	UNBUNDLED EXCHANGE ACCESS LOOP	Bulk Migration, per 2 Wire Voice Loop-SL2	UEA	UREPN	
GA	UNBUNDLED EXCHANGE ACCESS LOOP	Bulk Migration Order Coordination, per 2 Wire Voice Loop-SL2	UEA	UREPM	

PRICING SHEETS

State	Product	Rate Element Description	COS (Class of Service)	USOC	Zone
GA	UNBUNDLED EXCHANGE ACCESS LOOP	4-Wire Analog Voice Grade Loop - Zone 1	UEA	UEAL4	1
GA	UNBUNDLED EXCHANGE ACCESS LOOP	4-Wire Analog Voice Grade Loop - Zone 1 [DISCONNECT]	UEA	UEAL4	1
GA	UNBUNDLED EXCHANGE ACCESS LOOP	4-Wire Analog Voice Grade Loop - Zone 2	UEA	UEAL4	2
GA	UNBUNDLED EXCHANGE ACCESS LOOP	4-Wire Analog Voice Grade Loop - Zone 2 [DISCONNECT]	UEA	UEAL4	2
GA	UNBUNDLED EXCHANGE ACCESS LOOP	4-Wire Analog Voice Grade Loop - Zone 3	UEA	UEAL4	3
GA	UNBUNDLED EXCHANGE ACCESS LOOP	4-Wire Analog Voice Grade Loop - Zone 3 [DISCONNECT]	UEA	UEAL4	3
GA	UNBUNDLED EXCHANGE ACCESS LOOP	4-Wire Analog Voice Grade Loop - Switch-As-Is Conversion rate per UNE Loop, Single LSR, (per DS0)	UEA	URESL	
GA	UNBUNDLED EXCHANGE ACCESS LOOP	4-Wire Analog Voice Grade Loop - Switch-As-Is Conversion rate per UNE Loop, Spreadsheet, (per DS0)	UEA	URESP	
GA	UNE LOOP COMMINGLING	2-Wire Analog Voice Grade Loop - Service Level 2 w/Loop or Ground Start Signaling - Zone 1	NTCVG	UEAL2	1
GA	UNE LOOP COMMINGLING	2-Wire Analog Voice Grade Loop - Service Level 2 w/Loop or Ground Start Signaling - Zone 1 [DISCONNECT]	NTCVG	UEAL2	1
GA	UNE LOOP COMMINGLING	2-Wire Analog Voice Grade Loop - Service Level 2 w/Loop or Ground Start Signaling - Zone 2	NTCVG	UEAL2	2
GA	UNE LOOP COMMINGLING	2-Wire Analog Voice Grade Loop - Service Level 2 w/Loop or Ground Start Signaling - Zone 2 [DISCONNECT]	NTCVG	UEAL2	2
GA	UNE LOOP COMMINGLING	2-Wire Analog Voice Grade Loop - Service Level 2 w/Loop or Ground Start Signaling - Zone 3	NTCVG	UEAL2	3
GA	UNE LOOP COMMINGLING	2-Wire Analog Voice Grade Loop - Service Level 2 w/Loop or Ground Start Signaling - Zone 3 [DISCONNECT]	NTCVG	UEAL2	3
GA	UNE LOOP COMMINGLING	2-Wire Analog Voice Grade Loop - Service Level 2 w/Reverse Battery Signaling - Zone 1	NTCVG	UEAR2	1

PRICING SHEETS

State	Product	Rate Element Description	COS (Class of Service)	USOC	Zone
GA	UNE LOOP COMMINGLING	2-Wire Analog Voice Grade Loop - Service Level 2 w/Reverse Battery Signaling - Zone 1 [DISCONNECT]	NTCVG	UEAR2	1
GA	UNE LOOP COMMINGLING	2-Wire Analog Voice Grade Loop - Service Level 2 w/Reverse Battery Signaling - Zone 2	NTCVG	UEAR2	2
GA	UNE LOOP COMMINGLING	2-Wire Analog Voice Grade Loop - Service Level 2 w/Reverse Battery Signaling - Zone 2 [DISCONNECT]	NTCVG	UEAR2	2
GA	UNE LOOP COMMINGLING	2-Wire Analog Voice Grade Loop - Service Level 2 w/Reverse Battery Signaling - Zone 3	NTCVG	UEAR2	3
GA	UNE LOOP COMMINGLING	2-Wire Analog Voice Grade Loop - Service Level 2 w/Reverse Battery Signaling - Zone 3 [DISCONNECT]	NTCVG	UEAR2	3
GA	UNE LOOP COMMINGLING	2-Wire Analog Voice Grade Loop - Switch-As-Is Conversion rate per UNE Loop, Single LSR, (per DS0)	NTCVG	URES	
GA	UNE LOOP COMMINGLING	2-Wire Analog Voice Grade Loop - Switch-As-Is Conversion rate per UNE Loop, Spreadsheet, (per DS0)	NTCVG	URESP	
GA	UNE LOOP COMMINGLING	2-Wire Analog Voice Grade Loop - Loop Tagging - Service Level 2 (SL2)	NTCVG	URETL	
GA	UNE LOOP COMMINGLING	4-Wire Analog Voice Grade Loop - Zone 1	NTCVG	UEAL4	1
GA	UNE LOOP COMMINGLING	4-Wire Analog Voice Grade Loop - Zone 1 [DISCONNECT]	NTCVG	UEAL4	1
GA	UNE LOOP COMMINGLING	4-Wire Analog Voice Grade Loop - Zone 2	NTCVG	UEAL4	2
GA	UNE LOOP COMMINGLING	4-Wire Analog Voice Grade Loop - Zone 2 [DISCONNECT]	NTCVG	UEAL4	2
GA	UNE LOOP COMMINGLING	4-Wire Analog Voice Grade Loop - Zone 3	NTCVG	UEAL4	3
GA	UNE LOOP COMMINGLING	4-Wire Analog Voice Grade Loop - Zone 3 [DISCONNECT]	NTCVG	UEAL4	3
GA	UNE LOOP COMMINGLING	4-Wire Analog Voice Grade Loop - Switch-As-Is Conversion rate per UNE Loop, Single LSR, (per DS0)	NTCVG	URES	

PRICING SHEETS

State	Product	Rate Element Description	COS (Class of Service)	USOC	Zone
GA	UNE LOOP COMMINGLING	4-Wire Analog Voice Grade Loop - Switch-As-Is Conversion rate per UNE Loop, Spreadsheet, (per DS0)	NTCVG	URESP	
GA	UNBUNDLED DEDICATED TRANSPORT	Interoffice Channel - DS1 - per mile	U1TD1	1L5XX	
GA	UNBUNDLED DEDICATED TRANSPORT	Interoffice Channel - DS1 - Facility Termination	U1TD1	U1TF1	
GA	UNBUNDLED DEDICATED TRANSPORT	Interoffice Channel - DS1 - Facility Termination [DISCONNECT]	U1TD1	U1TF1	
GA	UNBUNDLED DEDICATED TRANSPORT	Interoffice Channel - DS3 - per mile	U1TD3	1L5XX	
GA	UNBUNDLED DEDICATED TRANSPORT	Interoffice Channel - DS3 - Facility Termination	U1TD3	U1TF3	
GA	UNBUNDLED DEDICATED TRANSPORT	Interoffice Channel - DS3 - Facility Termination [DISCONNECT]	U1TD3	U1TF3	
GA	HIGH CAPACITY UNBUNDLED LOCAL LOOP	Stand Alone - DS3 Unbundled Local Loop - per mile	UE3	1L5ND	
GA	HIGH CAPACITY UNBUNDLED LOCAL LOOP	Stand Alone -DS3 Unbundled Local Loop - Facility Termination	UE3	UE3PX	
GA	HIGH CAPACITY UNBUNDLED LOCAL LOOP	Stand Alone -DS3 Unbundled Local Loop - Facility Termination [DISCONNECT]	UE3	UE3PX	
GA	ENHANCED EXTENDED LINK (EELs)	4-Wire Analog Voice Grade Loop in Combination - Zone 1	UNCVX	UEAL4	1
GA	ENHANCED EXTENDED LINK (EELs)	4-Wire Analog Voice Grade Loop in Combination - Zone 1 [DISCONNECT]	UNCVX	UEAL4	1
GA	ENHANCED EXTENDED LINK (EELs)	4-Wire Analog Voice Grade Loop in Combination - Zone 2	UNCVX	UEAL4	2
GA	ENHANCED EXTENDED LINK (EELs)	4-Wire Analog Voice Grade Loop in Combination - Zone 2 [DISCONNECT]	UNCVX	UEAL4	2
GA	ENHANCED EXTENDED LINK (EELs)	4-Wire Analog Voice Grade Loop in Combination - Zone 3	UNCVX	UEAL4	3
GA	ENHANCED EXTENDED LINK (EELs)	4-Wire Analog Voice Grade Loop in Combination - Zone 3 [DISCONNECT]	UNCVX	UEAL4	3
GA	ENHANCED EXTENDED LINK (EELs)	4-Wire DS1 Digital Loop in Combination - Zone 1	UNC1X	USLXX	1

PRICING SHEETS

State	Product	Rate Element Description	COS (Class of Service)	USOC	Zone
GA	ENHANCED EXTENDED LINK (EELs)	4-Wire DS1 Digital Loop in Combination - Zone 1 [DISCONNECT]	UNC1X	USLXX	1
GA	ENHANCED EXTENDED LINK (EELs)	4-Wire DS1 Digital Loop in Combination - Zone 2 [DISCONNECT]	UNC1X	USLXX	2
GA	ENHANCED EXTENDED LINK (EELs)	4-Wire DS1 Digital Loop in Combination - Zone 2 [DISCONNECT]	UNC1X	USLXX	2
GA	ENHANCED EXTENDED LINK (EELs)	4-Wire DS1 Digital Loop in Combination - Zone 3 [DISCONNECT]	UNC1X	USLXX	3
GA	ENHANCED EXTENDED LINK (EELs)	4-Wire DS1 Digital Loop in Combination - Zone 3 [DISCONNECT]	UNC1X	USLXX	3
GA	ENHANCED EXTENDED LINK (EELs)	DS3 Local Loop in combination - per mile	UNC3X	1L5ND	
GA	ENHANCED EXTENDED LINK (EELs)	DS3 Local Loop in combination - Facility Termination	UNC3X	UE3PX	
GA	ENHANCED EXTENDED LINK (EELs)	DS3 Local Loop in combination - Facility Termination [DISCONNECT]	UNC3X	UE3PX	
GA	ENHANCED EXTENDED LINK (EELs)	Interoffice Channel in combination - DS1 - per mile	UNC1X	1L5XX	
GA	ENHANCED EXTENDED LINK (EELs)	Interoffice Channel in combination - DS1 Facility Termination	UNC1X	U1TF1	
GA	ENHANCED EXTENDED LINK (EELs)	Interoffice Channel in combination - DS1 Facility Termination [DISCONNECT]	UNC1X	U1TF1	
GA	ENHANCED EXTENDED LINK (EELs)	Interoffice Channel in combination - DS3 - per mile	UNC3X	1L5XX	
GA	ENHANCED EXTENDED LINK (EELs)	Interoffice Channel in combination - DS3 - Facility Termination	UNC3X	U1TF3	
GA	ENHANCED EXTENDED LINK (EELs)	Interoffice Channel in combination - DS3 - Facility Termination [DISCONNECT]	UNC3X	U1TF3	
GA	ADDITIONAL NETWORK ELEMENTS	Service Rearrangements - NRC - Order Coordination Specific Time - Dedicated Transport	UNC1X, UNC3X	OCOSR	

PRICING SHEETS

State	Product	Rate Element Description	COS (Class of Service)	USOC	Zone
IL	UNBUNDLED EXCHANGE ACCESS LOOP	2-Wire Analog Loop -Rural (Access Area C)	MUJ++, EE7JX, UOB++, UOR++	U2HXC	C
IL	UNBUNDLED EXCHANGE ACCESS LOOP	2-Wire Analog Loop - Suburban (Access Area B)	MUJ++, EE7JX, UOB++, UOR++	U2HXB	B
IL	UNBUNDLED EXCHANGE ACCESS LOOP	2-Wire Analog Loop - Metro (Access Area A)	MUJ++, EE7JX, UOB++, UOR++	U2HXA	A
IL	UNBUNDLED EXCHANGE ACCESS LOOP	2-Wire Ground Start Loop, Analog/Reverse Battery-Rural(Access Area C)	MUJ++, EE7JX, UOB++, UOR++	U2WXC	C
IL	UNBUNDLED EXCHANGE ACCESS LOOP	2-Wire Ground Start Loop, Analog/Reverse Battery-Suburban(Access Area B)	MUJ++, EE7JX, UOB++, UOR++	U2WXB	B
IL	UNBUNDLED EXCHANGE ACCESS LOOP	2-Wire Ground Start Loop, analog/Reverse Battery-Metro(Access Area A)	MUJ++, EE7JX, UOB++, UOR++	U2WXA	A
IL	UNBUNDLED EXCHANGE ACCESS LOOP	2-Wire Ground Start Loop, PBX-Rural (Access Area C)	MUJ++, EE7JX, UOB++, UOR++	U2JXC	C
IL	UNBUNDLED EXCHANGE ACCESS LOOP	2-Wire Ground Start Loop, PBX-Suburban (Access Area B)	MUJ++, EE7JX, UOB++, UOR++	U2JXB	B
IL	UNBUNDLED EXCHANGE ACCESS LOOP	2-Wire Ground Start Loop, PBX-Metro (Access Area A)	MUJ++, EE7JX, UOB++, UOR++	U2JXA	A
IL	UNBUNDLED EXCHANGE ACCESS LOOP	2-Wire COPTS Coin Loop-Rural (Access Area C)	MUJ++, UOB++, UOR++	U2CXC	C
IL	UNBUNDLED EXCHANGE ACCESS LOOP	2-Wire COPTS Coin Loop-Suburban (Access Area B)	MUJ++, UOB++, UOR++	U2CXB	B
IL	UNBUNDLED EXCHANGE ACCESS LOOP	2-Wire COPTS Coin Loop-Metro (Access Area A)	MUJ++, UOB++, UOR++	U2CXA	A
IL	UNBUNDLED EXCHANGE ACCESS LOOP	2-Wire EKL - Rural (Access Area C)	MUJ++, UOB++, UOR++	U2KXC	C
IL	UNBUNDLED EXCHANGE ACCESS LOOP	2-Wire EKL - Suburban (Access Area B)	MUJ++, UOB++, UOR++	U2KXB	B
IL	UNBUNDLED EXCHANGE ACCESS LOOP	2-Wire EKL - Metro (Access Area A)	MUJ++, UOB++, UOR++	U2KXA	A
IL	UNBUNDLED EXCHANGE ACCESS LOOP	4-Wire Analog Loop - Rural (Access Area C)	MUJ++, EE7KX, UOB++, UOR++	U4HXC	C
IL	UNBUNDLED EXCHANGE ACCESS LOOP	4-Wire Analog Loop - Suburban (Access Area B)	MUJ++, EE7KX, UOB++, UOR++	U4HXB	B

PRICING SHEETS

State	Product	Rate Element Description	COS (Class of Service)	USOC	Zone
IL	UNBUNDLED EXCHANGE ACCESS LOOP	4-Wire Analog Loop - Metro Access Area A)	MUJ++, EE7KX, UOB++, UOR++	U4HXA	A
IL	UNBUNDLED EXCHANGE ACCESS LOOP	Loop Non-Recurring Charges - Service Ordering Charge - Analog Loops - Initial - Per Occasion (Connect + Disconnect Service Order - Initial (Connect)	MUJ++, EE7JX, EE7KX, EE7LX, UOB++, UOR++	SEPUP	
IL	UNBUNDLED EXCHANGE ACCESS LOOP	Loop Non-Recurring Charges - Service Ordering Charge - Analog Loops - Initial - Per Occasion (Connect + Disconnect) Service Order - (Disconnect)	MUJ++, UOB++, UOR++	NKCG6	
IL	UNBUNDLED EXCHANGE ACCESS LOOP	Loop Non-Recurring Charges - Service Ordering Charge - Analog Loops - Subsequent - Per Occasion	MUJ++, EE7JX, EE7KX, EE7LX, UOB++, UOR++	REAH9	
IL	UNBUNDLED EXCHANGE ACCESS LOOP	Loop Non-Recurring Charges - Service Ordering Charge - Analog Loops - Record Work Only - Per Occasion	MUJ++, EE7JX, EE7KX, EE7LX, UOB++, UOR++	NR9UP	
IL	UNBUNDLED DEDICATED TRANSPORT	DS1 Interoffice Mileage Termination - Per Point of Termination - All Areas	UB5++, EE7MX, UK1++	CZ4XA	
IL	UNBUNDLED DEDICATED TRANSPORT	DS1 Interoffice Mileage Termination - Per Point of Termination - All Areas	UB5++, EE7MX, UK1++	CZ4XB	
IL	UNBUNDLED DEDICATED TRANSPORT	DS1 Interoffice Mileage Termination - Per Point of Termination - All Areas	UB5++, EE7MX, UK1++	CZ4XC	
IL	UNBUNDLED DEDICATED TRANSPORT	DS1 Interoffice Mileage - Per Mile - All Areas	UB5++, EE7MX, UK1++	1YZXA	
IL	UNBUNDLED DEDICATED TRANSPORT	DS1 Interoffice Mileage - Per Mile - All Areas	UB5++, EE7MX, UK1++	1YZXB	
IL	UNBUNDLED DEDICATED TRANSPORT	DS1 Interoffice Mileage - Per Mile - All Areas	UB5++, EE7MX, UK1++	1YZXC	
IL	UNBUNDLED DEDICATED TRANSPORT	DS3 Interoffice Mileage Termination - Per Point of Termination - All Areas	UB5++, EE7NX, UK3++	CZ4XA	
IL	UNBUNDLED DEDICATED TRANSPORT	DS3 Interoffice Mileage Termination - Per Point of Termination - All Areas	UB5++, EE7NX, UK3++	CZ4XB	
IL	UNBUNDLED DEDICATED TRANSPORT	DS3 Interoffice Mileage Termination - Per Point of Termination - All Areas	UB5++, EE7NX, UK3++	CZ4XC	
IL	UNBUNDLED DEDICATED TRANSPORT	DS3 Interoffice Mileage - Per Mile - All Areas	UB5++, EE7NX, UK3++	1YZXA	

PRICING SHEETS

State	Product	Rate Element Description	COS (Class of Service)	USOC	Zone
IL	UNBUNDLED DEDICATED TRANSPORT	DS3 Interoffice Mileage - Per Mile - All Areas	UB5++, EE7NX, UK3++	1YZXB	
IL	UNBUNDLED DEDICATED TRANSPORT	DS3 Interoffice Mileage - Per Mile - All Areas	UB5++, EE7NX, UK3++	1YZXC	
IL	UNBUNDLED DEDICATED TRANSPORT	DS3 Interoffice Mileage Termination - Per Point of Termination - All Areas	UB5++, EE7NX, UK3++	CZ4WA	
IL	UNBUNDLED DEDICATED TRANSPORT	DS3 Interoffice Mileage Termination - Per Point of Termination - All Areas	UB5++, EE7NX, UK3++	CZ4WB	
IL	UNBUNDLED DEDICATED TRANSPORT	DS3 Interoffice Mileage Termination - Per Point of Termination - All Areas	UB5++, EE7NX, UK3++	CZ4WC	
IL	UNBUNDLED DEDICATED TRANSPORT	DS3 Interoffice Mileage - Per Mile - All Areas	UB5++, EE7NX, UK3++	1YZBA	
IL	UNBUNDLED DEDICATED TRANSPORT	DS3 Interoffice Mileage - Per Mile - All Areas	UB5++, EE7NX, UK3++	1YZBB	
IL	UNBUNDLED DEDICATED TRANSPORT	DS3 Interoffice Mileage - Per Mile - All Areas	UB5++, EE7NX, UK3++	1YZBC	
IL	UNBUNDLED DEDICATED TRANSPORT	Multiplexing DS1 to Voice Grade	UB5++, UK1++	QMVXA	
IL	UNBUNDLED DEDICATED TRANSPORT	Multiplexing DS1 to Voice Grade	UB5++, UK1++	QMVXB	
IL	UNBUNDLED DEDICATED TRANSPORT	Multiplexing DS1 to Voice Grade	UB5++, UK1++	QMVXC	
IL	UNBUNDLED DEDICATED TRANSPORT	Multiplexing DS3 to DS1	UB5++, UK3++	QM3XA	
IL	UNBUNDLED DEDICATED TRANSPORT	Multiplexing DS3 to DS1	UB5++, UK3++	QM3XB	
IL	UNBUNDLED DEDICATED TRANSPORT	Multiplexing DS3 to DS1	UB5++, UK3++	QM3XC	
IL	UNBUNDLED DEDICATED TRANSPORT	Dedicated Transport Cross Connects DS1	UB5++, EE7MX, UK1++	CXCDX	
IL	UNBUNDLED DEDICATED TRANSPORT	Dedicated Transport Cross Connects DS3	UB5++, EE7NX, UK3++	CXCEX	

PRICING SHEETS

State	Product	Rate Element Description	COS (Class of Service)	USOC	Zone
IL	UNBUNDLED DEDICATED TRANSPORT	Dedicated Transport Optional Features & Functions - DS1 Clear Channel Capability - Per 1.544 Mbps Circuit Arranged	UB5++, EE7MX, UK1++	CLYXA	
IL	UNBUNDLED DEDICATED TRANSPORT	Dedicated Transport Optional Features & Functions - DS1 Clear Channel Capability - Per 1.544 Mbps Circuit Arranged	UB5++, EE7MX, UK1++	CLYXB	
IL	UNBUNDLED DEDICATED TRANSPORT	Dedicated Transport Optional Features & Functions - DS1 Clear Channel Capability - Per 1.544 Mbps Circuit Arranged	UB5++, EE7MX, UK1++	CLYXC	
IL	UNBUNDLED DEDICATED TRANSPORT	Dedicated Transport Installation & Rearrangement Charges - DS1 Administration Charge - Per Order	UB5++, EE7MX, UK1++	ORCMX	
IL	UNBUNDLED DEDICATED TRANSPORT	Dedicated Transport Installation & Rearrangement Charges - DS1 Design & Central Office Connection Charge - Per Circuit	UB5++, EE7MX, UK1++	NRBCL	
IL	UNBUNDLED DEDICATED TRANSPORT	Dedicated Transport Installation & Rearrangement Charges - DS1 Carrier Connection Charge - Per Order	UB5++, EE7MX, UK1++	NRBBL	
IL	UNBUNDLED DEDICATED TRANSPORT	Dedicated Transport Installation & Rearrangement Charges - DS3 Administration Charge - Per Order	UB5++, EE7NX, UK3++	ORCMX	
IL	UNBUNDLED DEDICATED TRANSPORT	Dedicated Transport Installation & Rearrangement Charges - DS3 Dedicated Transport Installation & Rearrangement Charges - DS3 Design & Central Office Connection Charge - Per Circuit	UB5++, EE7NX, UK3++	NRBC4	
IL	UNBUNDLED DEDICATED TRANSPORT	Carrier Connection Charge - Per Order	UB5++, EE7NX, UK3++	NRBDT	
IL	UNBUNDLED EXCHANGE ACCESS LOOP	Enhanced Extended Loop (EEL) Service Order per LSR - Analog Loop Service Order Charge, per ASR or LSR - Electronic Establish Connection	EE7JX	NKCAR	
IL	UNBUNDLED EXCHANGE ACCESS LOOP	Enhanced Extended Loop (EEL) Service Order per LSR - Analog Loop Service Order Charge, per ASR or LSR - Electronic Establish Disconnection	EE7JX	NKCAS	
IL	UNBUNDLED EXCHANGE ACCESS LOOP	Enhanced Extended Loop (EEL) Service Order per LSR - Analog Loop Service Order Charge, per ASR or LSR - Electronic Establish	EE7JX	NKCAT	

PRICING SHEETS

State	Product	Rate Element Description	COS (Class of Service)	USOC	Zone
IL	UNBUNDLED EXCHANGE ACCESS LOOP	Enhanced Extended Loop (EEL) Service Order per LSR - Analog Loop Service Order Charge, per ASR or LSR - Manual Establish Connection	EE7JX	NKCAU	
IL	UNBUNDLED EXCHANGE ACCESS LOOP	Enhanced Extended Loop (EEL) Service Order per LSR - Analog Loop Service Order Charge, per ASR or LSR - Manual Establish Disconnection	EE7JX	NKCAV	
IL	UNBUNDLED EXCHANGE ACCESS LOOP	Enhanced Extended Loop (EEL) Service Order per LSR - Analog Loop Service Order Charge, per ASR or LSR - Manual Establish Manual Subsequent	EE7JX	NKCAW	
IL	UNBUNDLED DEDICATED TRANSPORT	DS1 Transport Service Order Charge Per LSR or ASR - Electronic Establish Connection	EE7MX		
IL	UNBUNDLED DEDICATED TRANSPORT	DS1 Transport Service Order Charge Per LSR or ASR - Electronic Establish Disconnection	EE7MX		
IL	UNBUNDLED DEDICATED TRANSPORT	DS1 Transport Service Order Charge Per LSR or ASR - Manual Establish Connection	EE7MX		
IL	UNBUNDLED DEDICATED TRANSPORT	DS1 Transport Service Order Charge Per LSR or ASR - Manual Establish Disconnection	EE7MX		
IL	UNBUNDLED DEDICATED TRANSPORT	DS3 Transport Service Order Charge Per LSR or ASR - Electronic Establish Connection	EE7NX		
IL	UNBUNDLED DEDICATED TRANSPORT	DS3 Transport Service Order Charge Per LSR or ASR - Electronic Establish Disconnection	EE7NX		
IL	UNBUNDLED DEDICATED TRANSPORT	DS3 Transport Service Order Charge Per LSR or ASR - Manual Establish Connection	EE7NX		
IL	UNBUNDLED DEDICATED TRANSPORT	DS3 Transport Service Order Charge Per LSR or ASR - Manual Establish Disconnection	EE7NX		
IL	UNBUNDLED EXCHANGE ACCESS LOOP	Non-Channelized DS1 EEL Service Order - Electronic Establish Connection	EE7MX	NKCB4	
IL	UNBUNDLED EXCHANGE ACCESS LOOP	Non-Channelized DS1 EEL Service Order - Electronic Establish Disconnection	EE7MX	NKCB5	
IL	OPERATIONS SUPPORT SYSTEM	Provisioning - 2-Wire Analog Loop Connection - Initial Connection	EE7JX	NKCB8	
IL	OPERATIONS SUPPORT SYSTEM	Provisioning - 2-Wire Analog Loop Connection - Initial Disconnection	EE7JX	NKCB9	
IL	OPERATIONS SUPPORT SYSTEM	Provisioning - 2-Wire Analog Loop Connection - Additional Connection	EE7JX	NKCB A	

PRICING SHEETS

State	Product	Rate Element Description	COS (Class of Service)	USOC	Zone
IL	OPERATIONS SUPPORT SYSTEM	Provisioning - 2-Wire Analog Loop Connection - Additional Disconnection	EE7JX	NKCBB	
IL	OPERATIONS SUPPORT SYSTEM	Provisioning - 4-Wire Analog Loop Connection - Initial Connection	EE7KX	NKCBC	
IL	OPERATIONS SUPPORT SYSTEM	Provisioning - 4-Wire Analog Loop Connection - Initial Disconnection	EE7KX	NKCBD	
IL	OPERATIONS SUPPORT SYSTEM	Provisioning - 4-Wire Analog Loop Connection - Additional Connection	EE7KX	NKCBF	
IL	OPERATIONS SUPPORT SYSTEM	Provisioning - 4-Wire Analog Loop Connection - Additional Disconnection	EE7KX	NKCBF	
IL	UNBUNDLED DEDICATED TRANSPORT	Provisioning - Central Office Multiplexing DS1 to Voice - Initial Connection	EE7MX		
IL	UNBUNDLED DEDICATED TRANSPORT	Provisioning - Central Office Multiplexing DS1 to Voice - Initial Disconnection	EE7MX		
IL	UNBUNDLED DEDICATED TRANSPORT	Provisioning - Central Office Multiplexing DS1 to Voice - Additional Connection	EE7MX		
IL	UNBUNDLED DEDICATED TRANSPORT	Provisioning - Central Office Multiplexing DS1 to Voice - Additional Disconnection	EE7MX		
IL	UNBUNDLED DEDICATED TRANSPORT	Provisioning - DS1 Interoffice UDT - Collocated Initial Connection	EE7MX		
IL	UNBUNDLED DEDICATED TRANSPORT	Provisioning - DS1 Interoffice UDT - Collocated Initial Disconnection	EE7MX		
IL	UNBUNDLED DEDICATED TRANSPORT	Provisioning - DS1 Interoffice UDT - Collocated Additional Connection	EE7MX		
IL	UNBUNDLED DEDICATED TRANSPORT	Provisioning - DS1 Interoffice UDT - Collocated Additional Disconnection	EE7MX		
IL	UNBUNDLED DEDICATED TRANSPORT	Provisioning - 4-Wire DS1 Digital Loop to DS1 Interoffice UDT - Collocated - Initial Connection	EE7MX	NKCBT	
IL	UNBUNDLED DEDICATED TRANSPORT	Provisioning - 4-Wire DS1 Digital Loop to DS1 Interoffice UDT - Collocated - Initial Disconnection	EE7MX	NKCBU	
IL	UNBUNDLED DEDICATED TRANSPORT	Provisioning - 4-Wire DS1 Digital Loop to DS1 Interoffice UDT - Collocated - Additional Connection	EE7MX	NKCBV	
IL	UNBUNDLED DEDICATED TRANSPORT	Provisioning - 4-Wire DS1 Digital Loop to DS1 Interoffice UDT - Collocated - Additional Disconnection	EE7MX	NKCBW	

PRICING SHEETS

State	Product	Rate Element Description	COS (Class of Service)	USOC	Zone
IL	UNBUNDLED DEDICATED TRANSPORT	Provisioning - DS3 Interoffice UDT - Collocated - Initial Connection	EE7NX		
IL	UNBUNDLED DEDICATED TRANSPORT	Provisioning - DS3 Interoffice UDT - Collocated - Initial Disconnection	EE7NX		
IL	UNBUNDLED DEDICATED TRANSPORT	Provisioning - DS3 Interoffice UDT - Collocated - Additional Connection	EE7NX		
IL	UNBUNDLED DEDICATED TRANSPORT	Provisioning - DS3 Interoffice UDT - Collocated - Additional Disconnection	EE7NX		
IL	UNBUNDLED DEDICATED TRANSPORT	Provisioning - Clear Channel Capability Initial, Install	EE7MX	NKCC6	
IL	UNBUNDLED DEDICATED TRANSPORT	Provisioning - Clear Channel Capability Additional, Install	EE7MX		
IL	UNBUNDLED DEDICATED TRANSPORT	Provisioning - Clear Channel Capability Additional, Disconnect	EE7MX	NKCC7	
IL	UNBUNDLED DEDICATED TRANSPORT	Special Access to UNE Conversion - Channelized Facility from Cage, DS1, Design and Coordination Charge	EE7MX	NKCC9	
IL	UNBUNDLED DEDICATED TRANSPORT	Special Access to UNE Conversion - Channelized Facility from Cage, DS3, Design and Coordination Charge	EE7MX	NKCCA	
IL	UNBUNDLED DEDICATED TRANSPORT	Special Access to UNE Conversion - Non-Channelized Facility from Cage, DSO, Design and Coordination Charge	EE7JX, EE7KX, EE7LX	NKCCB	
IL	UNBUNDLED DEDICATED TRANSPORT	Special Access to UNE Conversion - Non-Channelized Facility from Cage, DS1, Design and Coordination Charge	EE7MX	NKCCC	
IL	UNBUNDLED DEDICATED TRANSPORT	Special Access to UNE Conversion - Non-Channelized Facility from Cage, DS3, Design and Coordination charge	EE7NX	NKCCD	
IL	UNBUNDLED DEDICATED TRANSPORT	Special Access to UNE Conversion - Channelized Facility from POP, DS1, Design and Coordination charge	EE7MX	NKCCE	
IL	UNBUNDLED DEDICATED TRANSPORT	Special Access to UNE Conversion - Channelized Facility from POP, DS3, Design and Coordination Charge	EE7NX	NKCCF	

PRICING SHEETS

State	Product	Rate Element Description	COS (Class of Service)	USOC	Zone
IL	UNBUNDLED DEDICATED TRANSPORT	Special Access to UNE Conversion - Channelized Facility from POP, DS0, Design and Coordination Charge			
IL	UNBUNDLED DEDICATED TRANSPORT	Special Access to UNE Conversion - Non-Channelized Facility from POP, DSO, Design and Coordination Charge			
IL	UNBUNDLED DEDICATED TRANSPORT	Special Access to UNE Conversion - Non-Channelized Facility from OPO, DSO, Design and coordination Charge	EE7JX, EE7KX, EE7LX	NKCCG	
IL	UNBUNDLED DEDICATED TRANSPORT	Special Access to UNE Conversion - Non-Channelized Facility from POP, DS1, Design and Coordination Charge	EE7MX	NKCCH	
IL	UNBUNDLED DEDICATED TRANSPORT	Special Access to UNE Conversion - Non-Channelized Facility from POP, DS3, Design and Coordination Charge	EE7NX	NKCCJ	
IL	UNBUNDLED DEDICATED TRANSPORT	Special Access to UNE Conversion - Private Line to UNE Conversion			
IL	UNBUNDLED DEDICATED TRANSPORT	Special Access to UNE Conversion - AC2U Project Administrative Activity Per Service Circuit	EE7JX, EE7KX, EE7LX, EE7MX, EE7NX	NKCC8	
IL	UNBUNDLED DEDICATED TRANSPORT	Routine Modiifications to Existing Facilities Charge	MUJ++, UOB++, UOR++, UB5++, EE7MX, EE7NX, UK3++, UK1++		

PRICING SHEETS

State	Product	Rate Element Description	COS (Class of Service)	USOC	Zone
IN	UNBUNDLED EXCHANGE ACCESS LOOP	2-Wire Analog - Rural (Rate Class 1)	MUJ++, EE7JX, UOB++, UOR++	U2HX1	1
IN	UNBUNDLED EXCHANGE ACCESS LOOP	2-Wire Analog - Suburban (Rate Class 2)	MUJ++, EE7JX, UOB++, UOR++	U2HX2	2
IN	UNBUNDLED EXCHANGE ACCESS LOOP	2-Wire Analog - Metro (Rate Class 3)	MUJ++, EE7JX, UOB++, UOR++	U2HX3	3
IN	UNBUNDLED EXCHANGE ACCESS LOOP	2-Wire Ground Start, DID/Reverse Battery - Rural (Rate Class 1)	MUJ++, EE7JX, UOB++, UOR++	U2WX1	1
IN	UNBUNDLED EXCHANGE ACCESS LOOP	2-Wire Ground Start, DID/Reverse Battery - Suburban (Rate Class 2)	MUJ++, EE7JX, UOB++, UOR++	U2WX2	2
IN	UNBUNDLED EXCHANGE ACCESS LOOP	2-Wire Ground Start, DID/Reverse Battery - Metro (Rate Class 3)	MUJ++, EE7JX, UOB++, UOR++	U2WX3	3
IN	UNBUNDLED EXCHANGE ACCESS LOOP	2-Wire Ground Start, PBX - Rural (Rate Class 1)	MUJ++, EE7JX, UOB++, UOR++	U2JX1	1
IN	UNBUNDLED EXCHANGE ACCESS LOOP	2-Wire Ground Start, PBX - Suburban (Rate Class 2)	MUJ++, EE7JX, UOB++, UOR++	U2JX2	2
IN	UNBUNDLED EXCHANGE ACCESS LOOP	2-Wire Ground Start, PBX - Metro (Rate Class 3)	MUJ++, EE7JX, UOB++, UOR++	U2JX3	3
IN	UNBUNDLED EXCHANGE ACCESS LOOP	2-Wire COPTS Coin - Rural (Rate Class 1)	MUJ++, EE7JX, UOB++, UOR++	U2CX1	1
IN	UNBUNDLED EXCHANGE ACCESS LOOP	2-Wire COPTS Coin - Suburban (Rate Class 2)	MUJ++, EE7JX, UOB++, UOR++	U2CX2	2
IN	UNBUNDLED EXCHANGE ACCESS LOOP	2-Wire COPTS Coin - Metro (Rate Class 3)	MUJ++, EE7JX, UOB++, UOR++	U2CX3	3
IN	UNBUNDLED EXCHANGE ACCESS LOOP	2-Wire EKL - Rural (Rate Class 1)	MUJ++, EE7JX, UOB++, UOR++	U2KX1	1
IN	UNBUNDLED EXCHANGE ACCESS LOOP	2-Wire EKL - Suburban (Rate Class 2)	MUJ++, EE7JX, UOB++, UOR++	U2KX2	2
IN	UNBUNDLED EXCHANGE ACCESS LOOP	2-Wire EKL - Metro (Rate Class 3)	MUJ++, EE7JX, UOB++, UOR++	U2KX3	3
IN	UNBUNDLED EXCHANGE ACCESS LOOP	4-Wire Analog - Rural (Rate Class 1)	MUJ++, EE7KX, UOB++, UOR++	U4HX1	1
IN	UNBUNDLED EXCHANGE ACCESS LOOP	4-Wire Analog - Suburban (Rate Class 2)	MUJ++, EE7KX, UOB++, UOR++	U4HX2	2

PRICING SHEETS

State	Product	Rate Element Description	COS (Class of Service)	USOC	Zone
IN	UNBUNDLED EXCHANGE ACCESS LOOP	4-Wire Analog - Metro (Rate Class 3)	MUJ++, EE7KX, UOB++, UOR++	U4HX3	3
IN	UNBUNDLED DEDICATED TRANSPORT	Interoffice Transport DS1 Interoffice Mileage Termination - Per Point of Termination - All Zones	UB5++, EE7MX, UK1++	CZ4X1	
IN	UNBUNDLED DEDICATED TRANSPORT	Interoffice Transport DS1 Interoffice Mileage Termination - Per Point of Termination - All Zones	UB5++, EE7MX, UK1++	CZ4X2	
IN	UNBUNDLED DEDICATED TRANSPORT	Interoffice Transport DS1 Interoffice Mileage Termination - Per Point of Termination - All Zones	UB5++, EE7MX, UK1++	CZ4X3	
IN	UNBUNDLED DEDICATED TRANSPORT	Interoffice Mileage - Per Mile - All Zones	UB5++, EE7MX, UK1++	1YZX1	
IN	UNBUNDLED DEDICATED TRANSPORT	Interoffice Mileage - Per Mile - All Zones	UB5++, EE7MX, UK1++	1YZX2	
IN	UNBUNDLED DEDICATED TRANSPORT	Interoffice Mileage - Per Mile - All Zones	UB5++, EE7MX, UK1++	1YZX3	
IN	UNBUNDLED DEDICATED TRANSPORT	Interoffice Transport DS3 Interoffice Mileage Termination - Per Point of Termination - All Zones	UB5++, EE7NX, UK3++	CZ4W1	
IN	UNBUNDLED DEDICATED TRANSPORT	Interoffice Transport DS3 Interoffice Mileage Termination - Per Point of Termination - All Zones	UB5++, EE7NX, UK3++	CZ4W2	
IN	UNBUNDLED DEDICATED TRANSPORT	Interoffice Transport DS3 Interoffice Mileage Termination - Per Point of Termination - All Zones	UB5++, EE7NX, UK3++	CZ4W3	
IN	UNBUNDLED DEDICATED TRANSPORT	Interoffice Transport DS3 Interoffice Mileage - Per Mile - All Zones	UB5++, EE7NX, UK3++	1YZB1	
IN	UNBUNDLED DEDICATED TRANSPORT	Interoffice Transport DS3 Interoffice Mileage - Per Mile - All Zones	UB5++, EE7NX, UK3++	1YZB2	
IN	UNBUNDLED DEDICATED TRANSPORT	Interoffice Transport DS3 Interoffice Mileage - Per Mile - All Zones	UB5++, EE7NX, UK3++	1YZB3	
IN	UNBUNDLED EXCHANGE ACCESS LOOP	Enhanced Extended Loop (EEL) Service Order per LSR Enhanced Extended Loop (EEL) Service Order per LSR Electronic, Analog 2-Wire Digital Loop, Establishment Request, Install	EE7JX, EE7KX, EE7LX	NKCAR	
IN	UNBUNDLED EXCHANGE ACCESS LOOP	Enhanced Extended Loop (EEL) Service Order per LSR Electronic, Analog 2-Wire Digital Loop, Establishment Request, Disconnect	EE7JX, EE7KX, EE7LX	NKCAS	

PRICING SHEETS

State	Product	Rate Element Description	COS (Class of Service)	USOC	Zone
IN	UNBUNDLED EXCHANGE ACCESS LOOP	Enhanced Extended Loop (EEL) Service Order per LSR Electronic, Analog 2-Wire Digital Loop, Subsequent Order	EE7JX, EE7KX, EE7LX	NKCAT	
IN	UNBUNDLED EXCHANGE ACCESS LOOP	Enhanced Extended Loop (EEL) Service Order per LSR Manual, Analog 2-Wire Digital Loop, Establishment Request, Install	EE7JX, EE7KX, EE7LX	NKCAU	
IN	UNBUNDLED EXCHANGE ACCESS LOOP	Enhanced Extended Loop (EEL) Service Order per LSR manual, Analog 2-Wire Digital Loop, Establishment Request, Disconnect	EE7JX, EE7KX, EE7LX	NKCAV	
IN	UNBUNDLED EXCHANGE ACCESS LOOP	Enhanced Extended Loop (EEL) Service Order per LSR Manual, Analog 2-Wire Digital Loop, Subsequent Order	EE7MX	NKCAW	
IN	UNBUNDLED EXCHANGE ACCESS LOOP	Enhanced Extended Loop (EEL) Service Order per LSR Electronic, DS1 Loop, Establishment Request, Install	EE7MX	NKCAX	
IN	UNBUNDLED EXCHANGE ACCESS LOOP	Enhanced Extended Loop (EEL) Service Order per LSR Electronic, DS1 Loop, Establishment Request, Disconnect	EE7MX	NKCAY	
IN	UNBUNDLED EXCHANGE ACCESS LOOP	Enhanced Extended Loop (EEL) Service Order per LSR Electronic, DS1 Loop, Subsequent Order	EE7MX	NKCAZ	
IN	UNBUNDLED EXCHANGE ACCESS LOOP	Enhanced Extended Loop (EEL) Service Order per LSR Manual, DS1 Loop, Establishment Request, Install	EE7MX	NKCB1	
IN	UNBUNDLED EXCHANGE ACCESS LOOP	Enhanced Extended Loop (EEL) Service Order per LSR Manual, DS1 Loop, Establishment Request, Disconnect	EE7MX	NKCB2	
IN	UNBUNDLED EXCHANGE ACCESS LOOP	Enhanced Extended Loop (EEL) Service Order per LSR Manual, DS1 Loop, Subsequent Order	EE7MX	NKCB3	
IN	UNBUNDLED DEDICATED TRANSPORT	Enhanced Extended Loop (EEL) Service Order per LSR Electronic, DS1 or DS3 Transport, Establishment Request, Install			
IN	UNBUNDLED DEDICATED TRANSPORT	Enhanced Extended Loop (EEL) Service Order per LSR Electronic, DS1 or DS3 Transport, Establishment Request, Disconnect			

PRICING SHEETS

State	Product	Rate Element Description	COS (Class of Service)	USOC	Zone
IN	UNBUNDLED DEDICATED TRANSPORT	Enhanced Extended Loop (EEL) Service Order per LSR Manual, DS1 or DS3 Transport, Establishment Request, Install			
IN	UNBUNDLED DEDICATED TRANSPORT	Enhanced Extended Loop (EEL) Service Order per LSR Manual, DS1 or DS3 Transport, Establishment Request, Disconnect			
IN	UNBUNDLED EXCHANGE ACCESS LOOP	Enhanced Extended Loop (EEL) Service Order per LSR Electronic, Non-channelized DS1 EEL, Establishment Request, Install	EE7MX	NKCB4	
IN	UNBUNDLED EXCHANGE ACCESS LOOP	Enhanced Extended Loop (EEL) Service Order per LSR Electronic, Non-channelized DS1 EEL, Establishment Request, Disconnect	EE7MX	NKCB5	
IN	UNBUNDLED EXCHANGE ACCESS LOOP	Enhanced Extended Loop (EEL) Service Order per LSR Manual, Non-channelized DS1 EEL, Establishment Request, Install	EE7MX	NKCB6	
IN	UNBUNDLED EXCHANGE ACCESS LOOP	Enhanced Extended Loop (EEL) Service Order per LSR Manual, Non-channelized DS1 EEL, Establishment Request, Disconnect	EE7MX	NKCB7	
IN	UNBUNDLED DEDICATED TRANSPORT	Enhanced Extended Loop (EEL) Service Order per LSR Electronic, CO Multiplexing, DS1 to Voice, Establishment Request, Install			
IN	UNBUNDLED DEDICATED TRANSPORT	Enhanced Extended Loop (EEL) Service Order per LSR Electronic, CO Multiplexing, DS1 to Voice, Establishment Request, Disconnect			
IN	UNBUNDLED DEDICATED TRANSPORT	Enhanced Extended Loop (EEL) Service Order per LSR Manual, CO Multiplexing, DS1 to Voice, Establishment Request, Install			
IN	UNBUNDLED DEDICATED TRANSPORT	Enhanced Extended Loop (EEL) Service Order per LSR Manual, CO Multiplexing, DS1 to Voice, Establishment Request, Disconnect			
IN	UNBUNDLED EXCHANGE ACCESS LOOP	Enhanced Extended Loop (EEL) New Combination per Element 2-Wire Analog Loop Connection, Initial, Install	EE7JX	NKCB8	

PRICING SHEETS

State	Product	Rate Element Description	COS (Class of Service)	USOC	Zone
IN	UNBUNDLED EXCHANGE ACCESS LOOP	Enhanced Extended Loop (EEL) New Combination per Element 2-Wire Analog Loop Connection, Initial, Disconnect	EE7JX	NKCB9	
IN	UNBUNDLED EXCHANGE ACCESS LOOP	Enhanced Extended Loop (EEL) New Combination per Element 2-Wire Analog Loop Connection, Additional, Install	EE7JX	NKCB A	
IN	UNBUNDLED EXCHANGE ACCESS LOOP	Enhanced Extended Loop (EEL) New Combination per Element 2-Wire Analog Loop Connection, Additional, Disconnect	EE7JX	NKCB B	
IN	UNBUNDLED EXCHANGE ACCESS LOOP	Enhanced Extended Loop (EEL) New Combination per Element 4-Wire Analog Loop Connection, Initial, Install	EE7KX	NKCB C	
IN	UNBUNDLED EXCHANGE ACCESS LOOP	Enhanced Extended Loop (EEL) New Combination per Element 4-Wire Analog Loop Connection, Initial, Disconnect	EE7KX	NKCB D	
IN	UNBUNDLED EXCHANGE ACCESS LOOP	Enhanced Extended Loop (EEL) New Combination per Element 4-Wire Analog Loop Connection, Additional, Install	EE7KX	NKCB E	
IN	UNBUNDLED EXCHANGE ACCESS LOOP	Enhanced Extended Loop (EEL) New Combination per Element 4-Wire Analog Loop Connection, Additional, Disconnect	EE7KX	NKCB F	
IN	UNBUNDLED EXCHANGE ACCESS LOOP	Enhanced Extended Loop (EEL) New Combination per Element 2-Wire Digital Loop Connection, Initial, Install	EE7LX	NKCB G	
IN	UNBUNDLED EXCHANGE ACCESS LOOP	Enhanced Extended Loop (EEL) New Combination per Element 2-Wire Digital Loop Connection, Initial, Disconnect	EE7LX	NKCB H	
IN	UNBUNDLED EXCHANGE ACCESS LOOP	Enhanced Extended Loop (EEL) New Combination per Element 2-Wire Digital Loop Connection, Additional, Install	EE7LX	NKCB J	
IN	UNBUNDLED EXCHANGE ACCESS LOOP	Enhanced Extended Loop (EEL) New Combination per Element 2-Wire Digital Loop Connection, Additional, Disconnect	EE7LX	NKCB K	

PRICING SHEETS

State	Product	Rate Element Description	COS (Class of Service)	USOC	Zone
IN	UNBUNDLED EXCHANGE ACCESS LOOP	Enhanced Extended Loop (EEL) New Combination per Element 4-Wire Digital Loop Connection, Initial, Install	EE7MX	NKCBL	
IN	UNBUNDLED EXCHANGE ACCESS LOOP	Enhanced Extended Loop (EEL) New Combination per Element 4-Wire Digital Loop Connection, Initial, Disconnect	EE7MX	NKCBM	
IN	UNBUNDLED EXCHANGE ACCESS LOOP	Enhanced Extended Loop (EEL) New Combination per Element 4-Wire Digital Loop Connection, Additional, Install	EE7MX	NKCBN	
IN	UNBUNDLED EXCHANGE ACCESS LOOP	Enhanced Extended Loop (EEL) New Combination per Element 4-Wire Digital Loop Connection, Additional, Disconnect	EE7MX	NKCBO	
IN	UNBUNDLED DEDICATED TRANSPORT	Enhanced Extended Loop (EEL) New Combination per Element CO Multiplexing, DS I to Voice, Initial, Install	EE7MX		
IN	UNBUNDLED DEDICATED TRANSPORT	Enhanced Extended Loop (EEL) New Combination per Element CO Multiplexing, DSI to Voice, Initial, Disconnect	EE7MX		
IN	UNBUNDLED DEDICATED TRANSPORT	Enhanced Extended Loop (EEL) New Combination per Element CO Multiplexing, DSI to Voice, Additional, Install	EE7MX		
IN	UNBUNDLED DEDICATED TRANSPORT	Enhanced Extended Loop (EEL) New Combination per Element CO Multiplexing, DSI to Voice, Additional, Disconnect	EE7MX		
IN	UNBUNDLED DEDICATED TRANSPORT	Enhanced Extended Loop (EEL) New Combination per Element DS1 Interoffice Dedicated Transport Collocated, Initial, Install	EE7MX		
IN	UNBUNDLED DEDICATED TRANSPORT	Enhanced Extended Loop (EEL) New Combination per Element DS1 Interoffice Dedicated Transport Collocated, Initial, Disconnect	EE7MX		
IN	UNBUNDLED DEDICATED TRANSPORT	Enhanced Extended Loop (EEL) New Combination per Element DS1 Interoffice Dedicated Transport Collocated, Additional, Install	EE7MX		

PRICING SHEETS

State	Product	Rate Element Description	COS (Class of Service)	USOC	Zone
IN	UNBUNDLED DEDICATED TRANSPORT	Enhanced Extended Loop (EEL) New Combination per Element DS1 Interoffice Dedicated Transport Collocated, Additional, Disconnect	EE7MX		
IN	UNBUNDLED DEDICATED TRANSPORT	Enhanced Extended Loop (EEL) New Combination per Element 4-Wire DS1 Digital Loop to DS1 Interoffice Dedicated Transport Collocated, Initial, Install	EE7MX	NKCBT	
IN	UNBUNDLED DEDICATED TRANSPORT	Enhanced Extended Loop (EEL) New Combination per Element 4-Wire DS1 Digital Loop to DS1 Interoffice Dedicated Transport Collocated, Initial, Disconnect	EE7MX	NKCBU	
IN	UNBUNDLED DEDICATED TRANSPORT	Enhanced Extended Loop (EEL) New Combination per Element 4-Wire DS1 Digital Loop to DS1 Interoffice Dedicated Transport Collocated, Add'l, Install	EE7MX	NKCBV	
IN	UNBUNDLED DEDICATED TRANSPORT	Enhanced Extended Loop (EEL) New Combination per Element 4-Wire DS1 Digital Loop to DS1 Interoffice Dedicated Transport, Collocated, Add'l, Disconnect	EE7MX	NKCBW	
IN	UNBUNDLED DEDICATED TRANSPORT	Enhanced Extended Loop (EEL) New Combination per Element DS3 Interoffice Dedicated Transport Collocated, Initial, Install	EE7NX		
IN	UNBUNDLED DEDICATED TRANSPORT	Enhanced Extended Loop (EEL) New Combination per Element DS3 Interoffice Dedicated Transport Collocated, Initial, Disconnect	EE7NX		
IN	UNBUNDLED DEDICATED TRANSPORT	Enhanced Extended Loop (EEL) New Combination per Element DS3 Interoffice Dedicated Transport Collocated, Additional, Install	EE7NX		
IN	UNBUNDLED DEDICATED TRANSPORT	Enhanced Extended Loop (EEL) New Combination per Element DS3 Interoffice Dedicated Transport Collocated, Additional, Disconnect	EE7NX		
IN	UNBUNDLED EXCHANGE ACCESS LOOP	Enhanced Extended Loop (EEL) New Combination per Element Clear Channel Capability, Initial, Install	EE7MX	NKCC6	

PRICING SHEETS

State	Product	Rate Element Description	COS (Class of Service)	USOC	Zone
IN	UNBUNDLED EXCHANGE ACCESS LOOP	Enhanced Extended Loop (EEL) New Combination per Element Clear Channel Capability, Additional, Install	EE7MX	NKCC7	
IN	UNBUNDLED DEDICATED TRANSPORT	Multiplexing DS1 to Voice Grade	UB5++, UK1++, EE7MX	QMVX1	
IN	UNBUNDLED DEDICATED TRANSPORT	Multiplexing DS1 to Voice Grade	UB5++, UK1++, EE7MX	QMVX2	
IN	UNBUNDLED DEDICATED TRANSPORT	Multiplexing DS1 to Voice Grade	UB5++, UK1++, EE7MX	QMVX3	
IN	UNBUNDLED DEDICATED TRANSPORT	Multiplexing DS3 to DS1	UB5++, UK3++, EE7NX	QM3X1	
IN	UNBUNDLED DEDICATED TRANSPORT	Multiplexing DS3 to DS1	UB5++, UK3++, EE7NX	QM3X2	
IN	UNBUNDLED DEDICATED TRANSPORT	Multiplexing DS3 to DS1	UB5++, UK3++, EE7NX	QM3X3	
IN	UNBUNDLED DEDICATED TRANSPORT	Dedicated Transport Cross Connects DS1	UB5++, EE7MX, UK1++	CXCDX	
IN	UNBUNDLED DEDICATED TRANSPORT	Dedicated Transport Cross Connects DS3	UB5++, EE7NX, UK3++	CXCEX	
IN	UNBUNDLED DEDICATED TRANSPORT	Dedicated Transport Optional Features & Functions DS1 Clear Channel Capability - Per 1.544 Mbps Circuit Arranged	UB5++, EE7MX, UK1++	CLYX1	
IN	UNBUNDLED DEDICATED TRANSPORT	Dedicated Transport Optional Features & Functions DS1 Clear Channel Capability - Per 1.544 Mbps Circuit Arranged	UB5++, EE7MX, UK1++	CLYX2	
IN	UNBUNDLED DEDICATED TRANSPORT	Dedicated Transport Optional Features & Functions DS1 Clear Channel Capability - Per 1.544 Mbps Circuit Arranged	UB5++, EE7MX, UK1++	CLYX3	
IN	UNBUNDLED DEDICATED TRANSPORT	Dedicated Transport Installation & Rearrangement Charges DS1 Administration Charge - Per Order	UB5++, UK1++	ORCMX	
IN	UNBUNDLED DEDICATED TRANSPORT	Dedicated Transport Installation & Rearrangement Charges DS1 Design & Central Office Connection Charge - Per Circuit	UB5++, UK1++	NRBCL	

PRICING SHEETS

State	Product	Rate Element Description	COS (Class of Service)	USOC	Zone
IN	UNBUNDLED DEDICATED TRANSPORT	Dedicated Transport Installation & Rearrangement Charges DS1 Carrier Connection Charge - Per Order	UB5++, UK1++	NRBBL	
IN	UNBUNDLED DEDICATED TRANSPORT	Dedicated Transport Installation & Rearrangement Charges DS3 Administration Charge - Per Order	UB5++, UK3++	ORCMX	
IN	UNBUNDLED DEDICATED TRANSPORT	Dedicated Transport Installation & Rearrangement Charges DS3 Design & Central Office Connection Charge - Per Circuit	UB5++, UK3++	NRBCL	
IN	UNBUNDLED DEDICATED TRANSPORT	Dedicated Transport Installation & Rearrangement Charges DS3 Design & Central Office Connection Charge - Per Circuit	UB5++, UK3++	NRBC4	
IN	UNBUNDLED DEDICATED TRANSPORT	Dedicated Transport Installation & Rearrangement Charges DS3 Carrier Connection Charge - Per Order	UB5++, UK3++	NRBBL	
IN	UNBUNDLED DEDICATED TRANSPORT	Dedicated Transport Installation & Rearrangement Charges DS3 Carrier Connection Charge - Per Order	UB5++, UK3++	NRBDT	

PRICING SHEETS

State	Product	Rate Element Description	COS (Class of Service)	USOC	Zone
KS	UNBUNDLED EXCHANGE ACCESS LOOP	2-Wire Analog Loop - Zone 1 (Rural)		U21	1
KS	UNBUNDLED EXCHANGE ACCESS LOOP	2-Wire Analog Loop - Zone 2 (Suburban)		U21	2
KS	UNBUNDLED EXCHANGE ACCESS LOOP	2-Wire Analog Zone 3 (Urban)		U21	3
KS	UNBUNDLED EXCHANGE ACCESS LOOP	4-Wire Analog Loop - Zone 1(Rural)		U4H	1
KS	UNBUNDLED EXCHANGE ACCESS LOOP	4-Wire Analog Loop - Zone 2 (Suburban)		U4H	2
KS	UNBUNDLED EXCHANGE ACCESS LOOP	4-Wire Analog Loop - Zone 3 (Urban)		U4H	3
KS	UNBUNDLED EXCHANGE ACCESS LOOP	2-Wire Analog Loop Cross Connect to Collocation		UCXC2	
KS	UNBUNDLED EXCHANGE ACCESS LOOP	2-Wire Analog Loop Cross Connect to Collocation (without testing)		UCXD2	
KS	UNBUNDLED EXCHANGE ACCESS LOOP	4-Wire Analog Loop Cross Connect to Collocation		UCXC4	
KS	UNBUNDLED EXCHANGE ACCESS LOOP	4-Wire Analog Loop Cross Connect to Collocation (without testing)		UCXD4	
KS	UNBUNDLED DEDICATED TRANSPORT	DT-DS1 Interoffice Transport, First Mile - Zone 1 (Rural)		ULNHS	1
KS	UNBUNDLED DEDICATED TRANSPORT	DT-DS1 Interoffice Transport, First Mile - Zone 2 (Suburban)		ULNHS	2
KS	UNBUNDLED DEDICATED TRANSPORT	DT-DS1 Interoffice Transport, First Mile - Zone 3 (Urban)		ULNHS	3
KS	UNBUNDLED DEDICATED TRANSPORT	DT-DS1 Interoffice Transport, First Mile - Interzone		ULNHS	I
KS	UNBUNDLED DEDICATED TRANSPORT	DT-DS1 Interoffice Transport, Each Additional Mile - Zone 1 (Rural)		ULNHS	1
KS	UNBUNDLED DEDICATED TRANSPORT	DT-DS1 Interoffice Transport, Each Additional Mile - Zone 2 (Suburban)		ULNHS	2
KS	UNBUNDLED DEDICATED TRANSPORT	DT-DS1 Interoffice Transport, Each Additional Mile - Zone 3 (Urban)		ULNHS	3

PRICING SHEETS

State	Product	Rate Element Description	COS (Class of Service)	USOC	Zone
KS	UNBUNDLED DEDICATED TRANSPORT	DT-DS1 Interoffice Transport, Each Additional Mile - Interzone		ULNHS	I
KS	UNBUNDLED DEDICATED TRANSPORT	DT-DS3 Interoffice Transport, First Mile - Zone 1 (Rural)		ULNJS	1
KS	UNBUNDLED DEDICATED TRANSPORT	DT-DS3 Interoffice Transport, First Mile - Zone 2 (Suburban)		ULNJS	2
KS	UNBUNDLED DEDICATED TRANSPORT	DT-DS3 Interoffice Transport, First Mile - Zone 3 (Urban)		ULNJS	3
KS	UNBUNDLED DEDICATED TRANSPORT	DT-DS3 Interoffice Transport, First Mile - Interzone		ULNJS	I
KS	UNBUNDLED DEDICATED TRANSPORT	DT-DS3 Interoffice Transport, Each Additional Mile - Zone 1 (Rural)		ULNJS	1
KS	UNBUNDLED DEDICATED TRANSPORT	DT-DS3 Interoffice Transport, Each Additional Mile - Zone 2 (Suburban)		ULNJS	2
KS	UNBUNDLED DEDICATED TRANSPORT	DT-DS3 Interoffice Transport, Each Additional Mile - Zone 3 (Urban)		ULNJS	3
KS	UNBUNDLED DEDICATED TRANSPORT	DT-DS3 Interoffice Transport, Each Additional Mile - Interzone		ULNJS	I
KS	UNBUNDLED DEDICATED TRANSPORT	DS1 Cross Connect to Collocation		UCXHX	
KS	UNBUNDLED DEDICATED TRANSPORT	DS3 Cross Connect to Collocation		UCXJX	
KS	UNBUNDLED DEDICATED TRANSPORT	DS1 to VG - Multiplexing		UM4BX	
KS	UNBUNDLED DEDICATED TRANSPORT	DS3 to DS1 - Multiplexing		UM4AX	
KS	UNBUNDLED DEDICATED TRANSPORT	2-wire Analog Loop Cross Connect to POA - Method 1		UXRA1	1
KS	UNBUNDLED DEDICATED TRANSPORT	2-wire Analog Loop Cross Connect to POA - Method 2		UXRA2	2
KS	UNBUNDLED DEDICATED TRANSPORT	2-wire Analog Loop Cross Connect to POA - Method 3		UXRA3	3

PRICING SHEETS

State	Product	Rate Element Description	COS (Class of Service)	USOC	Zone
KY	UNBUNDLED EXCHANGE ACCESS LOOP	2-Wire Analog Voice Grade Loop - Service Level 1- Zone 1	UEANL	UEAL2	1
KY	UNBUNDLED EXCHANGE ACCESS LOOP	2-Wire Analog Voice Grade Loop - Service Level 1- Zone 1 [DISCONNECT]	UEANL	UEAL2	1
KY	UNBUNDLED EXCHANGE ACCESS LOOP	2-Wire Analog Voice Grade Loop - Service Level 1- Zone 2	UEANL	UEAL2	2
KY	UNBUNDLED EXCHANGE ACCESS LOOP	2-Wire Analog Voice Grade Loop - Service Level 1- Zone 2 [DISCONNECT]	UEANL	UEAL2	2
KY	UNBUNDLED EXCHANGE ACCESS LOOP	2-Wire Analog Voice Grade Loop - Service Level 1- Zone 3	UEANL	UEAL2	3
KY	UNBUNDLED EXCHANGE ACCESS LOOP	2-Wire Analog Voice Grade Loop - Service Level 1- Zone 3 [DISCONNECT]	UEANL	UEAL2	3
KY	UNBUNDLED EXCHANGE ACCESS LOOP	2-Wire Analog Voice Grade Loop - Service Level 1- Zone 1	UEANL	UEASL	1
KY	UNBUNDLED EXCHANGE ACCESS LOOP	2-Wire Analog Voice Grade Loop - Service Level 1- Zone 1 [DISCONNECT]	UEANL	UEASL	1
KY	UNBUNDLED EXCHANGE ACCESS LOOP	2-Wire Analog Voice Grade Loop - Service Level 1- Zone 2	UEANL	UEASL	2
KY	UNBUNDLED EXCHANGE ACCESS LOOP	2-Wire Analog Voice Grade Loop - Service Level 1- Zone 2 [DISCONNECT]	UEANL	UEASL	2
KY	UNBUNDLED EXCHANGE ACCESS LOOP	2-Wire Analog Voice Grade Loop - Service Level 1- Zone 3	UEANL	UEASL	3
KY	UNBUNDLED EXCHANGE ACCESS LOOP	2-Wire Analog Voice Grade Loop - Service Level 1- Zone 3 [DISCONNECT]	UEANL	UEASL	3
KY	UNBUNDLED EXCHANGE ACCESS LOOP	2-Wire Analog Voice Grade Loop - Manual Order Coordination for UVL-SL1s (per loop)	UEANL	UEAMC	
KY	UNBUNDLED EXCHANGE ACCESS LOOP	2-Wire Analog Voice Grade Loop - Order Coordination for Specified Conversion Time for UVL-SL1 (per LSR)	UEANL	OCOSL	
KY	UNBUNDLED EXCHANGE ACCESS LOOP	Bulk Migration, per 2 Wire Voice Loop-SL1	UEANL	UREPN	
KY	UNBUNDLED EXCHANGE ACCESS LOOP	Bulk Migration, per 2 Wire Voice Loop-SL1 [DISCONNECT]	UEANL	UREPN	
KY	UNBUNDLED EXCHANGE ACCESS LOOP	Bulk Migration Order Coordination, per 2 Wire Voice Loop-SL1	UEANL	UREPM	

PRICING SHEETS

State	Product	Rate Element Description	COS (Class of Service)	USOC	Zone
KY	UNBUNDLED EXCHANGE ACCESS LOOP	2-Wire Unbundled Copper Loop - Non-Designed Zone 1	UEQ	UEQ2X	1
KY	UNBUNDLED EXCHANGE ACCESS LOOP	2-Wire Unbundled Copper Loop - Non-Designed Zone 1 [DISCONNECT]	UEQ	UEQ2X	1
KY	UNBUNDLED EXCHANGE ACCESS LOOP	2 Wire Unbundled Copper Loop - Non-Designed - Zone 2	UEQ	UEQ2X	2
KY	UNBUNDLED EXCHANGE ACCESS LOOP	2 Wire Unbundled Copper Loop - Non-Designed - Zone 2 [DISCONNECT]	UEQ	UEQ2X	2
KY	UNBUNDLED EXCHANGE ACCESS LOOP	2 Wire Unbundled Copper Loop - Non-Designed - Zone 3	UEQ	UEQ2X	3
KY	UNBUNDLED EXCHANGE ACCESS LOOP	2 Wire Unbundled Copper Loop - Non-Designed - Zone 3 [DISCONNECT]	UEQ	UEQ2X	3
KY	UNBUNDLED EXCHANGE ACCESS LOOP	2 Wire Unbundled Copper Loop - Tag Loop at End User Premise	UEQ	URETL	
KY	UNBUNDLED EXCHANGE ACCESS LOOP	2 Wire Unbundled Copper Loop - Loop Testing - Basic 1st Half Hour	UEQ	URET1	
KY	UNBUNDLED EXCHANGE ACCESS LOOP	2 Wire Unbundled Copper Loop - Loop Testing - Basic Additional Half Hour	UEQ	URETA	
KY	UNBUNDLED EXCHANGE ACCESS LOOP	Manual Order Coordination 2 Wire Unbundled Copper Loop - Non-Designed (per loop)	UEQ	USBMC	
KY	UNBUNDLED EXCHANGE ACCESS LOOP	Bulk Migration, per 2 Wire UCL-ND	UEQ	UREPN	
KY	UNBUNDLED EXCHANGE ACCESS LOOP	Bulk Migration, per 2 Wire UCL-ND [DISCONNECT]	UEQ	UREPN	
KY	UNBUNDLED EXCHANGE ACCESS LOOP	Bulk Migration Order Coordination, per 2 Wire UCL-ND	UEQ	UREPM	
KY	UNBUNDLED EXCHANGE ACCESS LOOP	2-Wire Analog Voice Grade Loop - Switch-As-Is Conversion rate per UNE Loop, Single LSR, (per DS0)	UEA	URES�	
KY	UNBUNDLED EXCHANGE ACCESS LOOP	2-Wire Analog Voice Grade Loop - Switch-As-Is Conversion rate per UNE Loop, Spreadsheet, (per DS0)	UEA	URESP	
KY	UNBUNDLED EXCHANGE ACCESS LOOP	Bulk Migration, per 2 Wire Voice Loop-SL2	UEA	UREPN	

PRICING SHEETS

State	Product	Rate Element Description	COS (Class of Service)	USOC	Zone
KY	UNBUNDLED EXCHANGE ACCESS LOOP	Bulk Migration Order Coordination, per 2 Wire Voice Loop-SL2	UEA	UREPM	
KY	UNBUNDLED EXCHANGE ACCESS LOOP	4-Wire Analog Voice Grade Loop - Zone 1	UEA	UEAL4	1
KY	UNBUNDLED EXCHANGE ACCESS LOOP	4-Wire Analog Voice Grade Loop - Zone 1 [DISCONNECT]	UEA	UEAL4	1
KY	UNBUNDLED EXCHANGE ACCESS LOOP	4-Wire Analog Voice Grade Loop - Zone 2	UEA	UEAL4	2
KY	UNBUNDLED EXCHANGE ACCESS LOOP	4-Wire Analog Voice Grade Loop - Zone 2 [DISCONNECT]	UEA	UEAL4	2
KY	UNBUNDLED EXCHANGE ACCESS LOOP	4-Wire Analog Voice Grade Loop - Zone 3	UEA	UEAL4	3
KY	UNBUNDLED EXCHANGE ACCESS LOOP	4-Wire Analog Voice Grade Loop - Zone 3 [DISCONNECT]	UEA	UEAL4	3
KY	UNBUNDLED EXCHANGE ACCESS LOOP	4-Wire Analog Voice Grade Loop - Switch-As-Is Conversion rate per UNE Loop, Single LSR, (per DS0)	UEA	URESL	
KY	UNBUNDLED EXCHANGE ACCESS LOOP	4-Wire Analog Voice Grade Loop - Switch-As-Is Conversion rate per UNE Loop, Spreadsheet, (per DS0)	UEA	URESP	
KY	UNE LOOP COMMINGLING	2-Wire Analog Voice Grade Loop - Service Level 2 w/Loop or Ground Start Signaling - Zone 1	NTCVG	UEAL2	1
KY	UNE LOOP COMMINGLING	2-Wire Analog Voice Grade Loop - Service Level 2 w/Loop or Ground Start Signaling - Zone 1 [DISCONNECT]	NTCVG	UEAL2	1
KY	UNE LOOP COMMINGLING	2-Wire Analog Voice Grade Loop - Service Level 2 w/Loop or Ground Start Signaling - Zone 2	NTCVG	UEAL2	2
KY	UNE LOOP COMMINGLING	2-Wire Analog Voice Grade Loop - Service Level 2 w/Loop or Ground Start Signaling - Zone 2 [DISCONNECT]	NTCVG	UEAL2	2
KY	UNE LOOP COMMINGLING	2-Wire Analog Voice Grade Loop - Service Level 2 w/Loop or Ground Start Signaling - Zone 3	NTCVG	UEAL2	3
KY	UNE LOOP COMMINGLING	2-Wire Analog Voice Grade Loop - Service Level 2 w/Loop or Ground Start Signaling - Zone 3 [DISCONNECT]	NTCVG	UEAL2	3

PRICING SHEETS

State	Product	Rate Element Description	COS (Class of Service)	USOC	Zone
KY	UNE LOOP COMMINGLING	2-Wire Analog Voice Grade Loop - Service Level 2 w/Reverse Battery Signaling - Zone 1	NTCVG	UEAR2	1
KY	UNE LOOP COMMINGLING	2-Wire Analog Voice Grade Loop - Service Level 2 w/Reverse Battery Signaling - Zone 1 [DISCONNECT]	NTCVG	UEAR2	1
KY	UNE LOOP COMMINGLING	2-Wire Analog Voice Grade Loop - Service Level 2 w/Reverse Battery Signaling - Zone 2	NTCVG	UEAR2	2
KY	UNE LOOP COMMINGLING	2-Wire Analog Voice Grade Loop - Service Level 2 w/Reverse Battery Signaling - Zone 2 [DISCONNECT]	NTCVG	UEAR2	2
KY	UNE LOOP COMMINGLING	2-Wire Analog Voice Grade Loop - Service Level 2 w/Reverse Battery Signaling - Zone 3	NTCVG	UEAR2	3
KY	UNE LOOP COMMINGLING	2-Wire Analog Voice Grade Loop - Service Level 2 w/Reverse Battery Signaling - Zone 3 [DISCONNECT]	NTCVG	UEAR2	3
KY	UNE LOOP COMMINGLING	2-Wire Analog Voice Grade Loop - Switch-As-Is Conversion rate per UNE Loop, Single LSR, (per DS0)	NTCVG	URES	
KY	UNE LOOP COMMINGLING	2-Wire Analog Voice Grade Loop - Switch-As-Is Conversion rate per UNE Loop, Spreadsheet, (per DS0)	NTCVG	URESP	
KY	UNE LOOP COMMINGLING	2-Wire Analog Voice Grade Loop - Loop Tagging - Service Level 2 (SL2)	NTCVG	URETL	
KY	UNE LOOP COMMINGLING	4-Wire Analog Voice Grade Loop - Zone 1	NTCVG	UEAL4	1
KY	UNE LOOP COMMINGLING	4-Wire Analog Voice Grade Loop - Zone 1 [DISCONNECT]	NTCVG	UEAL4	1
KY	UNE LOOP COMMINGLING	4-Wire Analog Voice Grade Loop - Zone 2	NTCVG	UEAL4	2
KY	UNE LOOP COMMINGLING	4-Wire Analog Voice Grade Loop - Zone 2 [DISCONNECT]	NTCVG	UEAL4	2
KY	UNE LOOP COMMINGLING	4-Wire Analog Voice Grade Loop - Zone 3	NTCVG	UEAL4	3
KY	UNE LOOP COMMINGLING	4-Wire Analog Voice Grade Loop - Zone 3 [DISCONNECT]	NTCVG	UEAL4	3
KY	UNE LOOP COMMINGLING	4-Wire Analog Voice Grade Loop - Switch-As-Is Conversion rate per UNE Loop, Single LSR, (per DS0)	NTCVG	URES	

PRICING SHEETS

State	Product	Rate Element Description	COS (Class of Service)	USOC	Zone
KY	UNE LOOP COMMINGLING	4-Wire Analog Voice Grade Loop - Switch-As-Is Conversion rate per UNE Loop, Spreadsheet, (per DS0)	NTCVG	URESP	
KY	UNBUNDLED DEDICATED TRANSPORT	Interoffice Channel - DS1 - per mile	U1TD1	1L5XX	
KY	UNBUNDLED DEDICATED TRANSPORT	Interoffice Channel - DS1 - Facility Termination	U1TD1	U1TF1	
KY	UNBUNDLED DEDICATED TRANSPORT	Interoffice Channel - DS1 - Facility Termination [DISCONNECT]	U1TD1	U1TF1	
KY	UNBUNDLED DEDICATED TRANSPORT	Interoffice Channel - DS3 - per mile	U1TD3	1L5XX	
KY	UNBUNDLED DEDICATED TRANSPORT	Interoffice Channel - DS3 - Facility Termination	U1TD3	U1TF3	
KY	UNBUNDLED DEDICATED TRANSPORT	Interoffice Channel - DS3 - Facility Termination [DISCONNECT]	U1TD3	U1TF3	
KY	HIGH CAPACITY UNBUNDLED LOCAL LOOP	Stand Alone - DS3 Unbundled Local Loop - per mile	UE3	1L5ND	
KY	HIGH CAPACITY UNBUNDLED LOCAL LOOP	Stand Alone - DS3 Unbundled Local Loop - Facility Termination	UE3	UE3PX	
KY	HIGH CAPACITY UNBUNDLED LOCAL LOOP	Stand Alone - DS3 Unbundled Local Loop - Facility Termination [DISCONNECT]	UE3	UE3PX	
KY	ENHANCED EXTENDED LINK (EELs)	4-Wire Analog Voice Grade Loop in Combination - Zone 1	UNCVX	UEAL4	1
KY	ENHANCED EXTENDED LINK (EELs)	4-Wire Analog Voice Grade Loop in Combination - Zone 1 [DISCONNECT]	UNCVX	UEAL4	1
KY	ENHANCED EXTENDED LINK (EELs)	4-Wire Analog Voice Grade Loop in Combination - Zone 2	UNCVX	UEAL4	2
KY	ENHANCED EXTENDED LINK (EELs)	4-Wire Analog Voice Grade Loop in Combination - Zone 2 [DISCONNECT]	UNCVX	UEAL4	2
KY	ENHANCED EXTENDED LINK (EELs)	4-Wire Analog Voice Grade Loop in Combination - Zone 3	UNCVX	UEAL4	3
KY	ENHANCED EXTENDED LINK (EELs)	4-Wire Analog Voice Grade Loop in Combination - Zone 3 [DISCONNECT]	UNCVX	UEAL4	3
KY	ENHANCED EXTENDED LINK (EELs)	4-Wire DS1 Digital Loop in Combination - Zone 1	UNC1X	USLXX	1

PRICING SHEETS

State	Product	Rate Element Description	COS (Class of Service)	USOC	Zone
KY	ENHANCED EXTENDED LINK (EELs)	4-Wire DS1 Digital Loop in Combination - Zone 1 [DISCONNECT]	UNC1X	USLXX	1
KY	ENHANCED EXTENDED LINK (EELs)	4-Wire DS1 Digital Loop in Combination - Zone 2 [DISCONNECT]	UNC1X	USLXX	2
KY	ENHANCED EXTENDED LINK (EELs)	4-Wire DS1 Digital Loop in Combination - Zone 2 [DISCONNECT]	UNC1X	USLXX	2
KY	ENHANCED EXTENDED LINK (EELs)	4-Wire DS1 Digital Loop in Combination - Zone 3 [DISCONNECT]	UNC1X	USLXX	3
KY	ENHANCED EXTENDED LINK (EELs)	4-Wire DS1 Digital Loop in Combination - Zone 3 [DISCONNECT]	UNC1X	USLXX	3
KY	ENHANCED EXTENDED LINK (EELs)	DS3 Local Loop in combination - per mile	UNC3X	1L5ND	
KY	ENHANCED EXTENDED LINK (EELs)	DS3 Local Loop in combination - Facility Termination	UNC3X	UE3PX	
KY	ENHANCED EXTENDED LINK (EELs)	DS3 Local Loop in combination - Facility Termination [DISCONNECT]	UNC3X	UE3PX	
KY	ENHANCED EXTENDED LINK (EELs)	Interoffice Channel in combination - DS1 - per mile	UNC1X	1L5XX	
KY	ENHANCED EXTENDED LINK (EELs)	Interoffice Channel in combination - DS1 Facility Termination	UNC1X	U1TF1	
KY	ENHANCED EXTENDED LINK (EELs)	Interoffice Channel in combination - DS1 Facility Termination [DISCONNECT]	UNC1X	U1TF1	
KY	ENHANCED EXTENDED LINK (EELs)	Interoffice Channel in combination - DS3 - per mile	UNC3X	1L5XX	
KY	ENHANCED EXTENDED LINK (EELs)	Interoffice Channel in combination - DS3 - Facility Termination	UNC3X	U1TF3	
KY	ENHANCED EXTENDED LINK (EELs)	Interoffice Channel in combination - DS3 - Facility Termination [DISCONNECT]	UNC3X	U1TF3	
KY	ADDITIONAL NETWORK ELEMENTS	Service Rearrangements - NRC - Order Coordination Specific Time - Dedicated Transport	UNC1X, UNC3X	OCOSR	

PRICING SHEETS

State	Product	Rate Element Description	COS (Class of Service)	USOC	Zone
LA	UNBUNDLED EXCHANGE ACCESS LOOP	2-Wire Analog Voice Grade Loop - Service Level 1- Zone 1	UEANL	UEAL2	1
LA	UNBUNDLED EXCHANGE ACCESS LOOP	2-Wire Analog Voice Grade Loop - Service Level 1- Zone 2	UEANL	UEAL2	2
LA	UNBUNDLED EXCHANGE ACCESS LOOP	2-Wire Analog Voice Grade Loop - Service Level 1- Zone 3	UEANL	UEAL2	3
LA	UNBUNDLED EXCHANGE ACCESS LOOP	2-Wire Analog Voice Grade Loop - Service Level 1- Zone 1	UEANL	UEASL	1
LA	UNBUNDLED EXCHANGE ACCESS LOOP	2-Wire Analog Voice Grade Loop - Service Level 1- Zone 2	UEANL	UEASL	2
LA	UNBUNDLED EXCHANGE ACCESS LOOP	2-Wire Analog Voice Grade Loop - Service Level 1- Zone 3	UEANL	UEASL	3
LA	UNBUNDLED EXCHANGE ACCESS LOOP	2-Wire Analog Voice Grade Loop - Manual Order Coordination for UVL-SL1s (per loop)	UEANL	UEAMC	
LA	UNBUNDLED EXCHANGE ACCESS LOOP	2-Wire Analog Voice Grade Loop - Order Coordination for Specified Conversion Time for UVL-SL1 (per LSR)	UEANL	OCOSL	
LA	UNBUNDLED EXCHANGE ACCESS LOOP	Bulk Migration, per 2 Wire Voice Loop-SL1	UEANL	UREPN	
LA	UNBUNDLED EXCHANGE ACCESS LOOP	Bulk Migration Order Coordination, per 2 Wire Voice Loop-SL1	UEANL	UREPM	
LA	UNBUNDLED EXCHANGE ACCESS LOOP	2-Wire Unbundled Copper Loop - Non-Designed Zone 1	UEQ	UEQ2X	1
LA	UNBUNDLED EXCHANGE ACCESS LOOP	2 Wire Unbundled Copper Loop - Non-Designed - Zone 2	UEQ	UEQ2X	2
LA	UNBUNDLED EXCHANGE ACCESS LOOP	2 Wire Unbundled Copper Loop - Non-Designed - Zone 3	UEQ	UEQ2X	3
LA	UNBUNDLED EXCHANGE ACCESS LOOP	2 Wire Unbundled Copper Loop -Unbundled Miscellaneous Rate Element, Tag Loop at End User Premise	UEQ	URETL	
LA	UNBUNDLED EXCHANGE ACCESS LOOP	2 Wire Unbundled Copper Loop -Loop Testing - Basic 1st Half Hour	UEQ	URET1	
LA	UNBUNDLED EXCHANGE ACCESS LOOP	2 Wire Unbundled Copper Loop -Loop Testing - Basic Additional Half Hour	UEQ	URETA	

PRICING SHEETS

State	Product	Rate Element Description	COS (Class of Service)	USOC	Zone
LA	UNBUNDLED EXCHANGE ACCESS LOOP	Manual Order Coordination 2 Wire Unbundled Copper Loop - Non-Designed (per loop)	UEQ	USBMC	
LA	UNBUNDLED EXCHANGE ACCESS LOOP	Bulk Migration, per 2 Wire UCL-ND	UEQ	UREPN	
LA	UNBUNDLED EXCHANGE ACCESS LOOP	Bulk Migration Order Coordination, per 2 Wire UCL-ND	UEQ	UREPM	
LA	UNBUNDLED EXCHANGE ACCESS LOOP	2-Wire Analog Voice Grade Loop - Switch-As-Is Conversion rate per UNE Loop, Single LSR, (per DS0)	UEA	URES�	
LA	UNBUNDLED EXCHANGE ACCESS LOOP	2-Wire Analog Voice Grade Loop - Switch-As-Is Conversion rate per UNE Loop, Spreadsheet, (per DS0)	UEA	URESP	
LA	UNBUNDLED EXCHANGE ACCESS LOOP	Bulk Migration, per 2 Wire Voice Loop-SL2	UEA	UREPN	
LA	UNBUNDLED EXCHANGE ACCESS LOOP	Bulk Migration Order Coordination, per 2 Wire Voice Loop-SL2	UEA	UREPM	
LA	UNBUNDLED EXCHANGE ACCESS LOOP	4-Wire Analog Voice Grade Loop - Zone 1	UEA	UEAL4	1
LA	UNBUNDLED EXCHANGE ACCESS LOOP	4-Wire Analog Voice Grade Loop - Zone 2	UEA	UEAL4	2
LA	UNBUNDLED EXCHANGE ACCESS LOOP	4-Wire Analog Voice Grade Loop - Zone 3	UEA	UEAL4	3
LA	UNBUNDLED EXCHANGE ACCESS LOOP	4-Wire Analog Voice Grade Loop - Switch-As-Is Conversion rate per UNE Loop, Single LSR, (per DS0)	UEA	URES�	
LA	UNBUNDLED EXCHANGE ACCESS LOOP	4-Wire Analog Voice Grade Loop - Switch-As-Is Conversion rate per UNE Loop, Spreadsheet, (per DS0)	UEA	URESP	
LA	UNE LOOP COMMINGLING	2-Wire Analog Voice Grade Loop - Service Level 2 w/Loop or Ground Start Signaling - Zone 1	NTCVG	UEAL2	1
LA	UNE LOOP COMMINGLING	2-Wire Analog Voice Grade Loop - Service Level 2 w/Loop or Ground Start Signaling - Zone 2	NTCVG	UEAL2	2
LA	UNE LOOP COMMINGLING	2-Wire Analog Voice Grade Loop - Service Level 2 w/Loop or Ground Start Signaling - Zone 3	NTCVG	UEAL2	3

PRICING SHEETS

State	Product	Rate Element Description	COS (Class of Service)	USOC	Zone
LA	UNE LOOP COMMINGLING	2-Wire Analog Voice Grade Loop - Service Level 2 w/Reverse Battery Signaling - Zone 1	NTCVG	UEAR2	1
LA	UNE LOOP COMMINGLING	2-Wire Analog Voice Grade Loop - Service Level 2 w/Reverse Battery Signaling - Zone 2	NTCVG	UEAR2	2
LA	UNE LOOP COMMINGLING	2-Wire Analog Voice Grade Loop - Service Level 2 w/Reverse Battery Signaling - Zone 3	NTCVG	UEAR2	3
LA	UNE LOOP COMMINGLING	2-Wire Analog Voice Grade Loop - Switch-As-Is Conversion rate per UNE Loop, Single LSR, (per DS0)	NTCVG	URES	
LA	UNE LOOP COMMINGLING	2-Wire Analog Voice Grade Loop - Switch-As-Is Conversion rate per UNE Loop, Spreadsheet, (per DS0)	NTCVG	URESP	
LA	UNE LOOP COMMINGLING	2-Wire Analog Voice Grade Loop - Loop Tagging - Service Level 2 (SL2)	NTCVG	URETL	
LA	UNE LOOP COMMINGLING	4-Wire Analog Voice Grade Loop - Zone 1	NTCVG	UEAL4	1
LA	UNE LOOP COMMINGLING	4-Wire Analog Voice Grade Loop - Zone 1 [DISCONNECT]	NTCVG	UEAL4	1
LA	UNE LOOP COMMINGLING	4-Wire Analog Voice Grade Loop - Zone 2	NTCVG	UEAL4	2
LA	UNE LOOP COMMINGLING	4-Wire Analog Voice Grade Loop - Zone 2 [DISCONNECT]	NTCVG	UEAL4	2
LA	UNE LOOP COMMINGLING	4-Wire Analog Voice Grade Loop - Zone 3	NTCVG	UEAL4	3
LA	UNE LOOP COMMINGLING	4-Wire Analog Voice Grade Loop - Zone 3 [DISCONNECT]	NTCVG	UEAL4	3
LA	UNE LOOP COMMINGLING	4-Wire Analog Voice Grade Loop - Switch-As-Is Conversion rate per UNE Loop, Single LSR, (per DS0)	NTCVG	URES	
LA	UNE LOOP COMMINGLING	4-Wire Analog Voice Grade Loop - Switch-As-Is Conversion rate per UNE Loop, Spreadsheet, (per DS0)	NTCVG	URESP	
LA	UNBUNDLED DEDICATED TRANSPORT	Interoffice Channel - DS1 - per mile	U1TD1	1L5XX	
LA	UNBUNDLED DEDICATED TRANSPORT	Interoffice Channel - DS1 - Facility Termination	U1TD1	U1TF1	
LA	UNBUNDLED DEDICATED TRANSPORT	Interoffice Channel - DS3 - per mile	U1TD3	1L5XX	

PRICING SHEETS

State	Product	Rate Element Description	COS (Class of Service)	USOC	Zone
LA	UNBUNDLED DEDICATED TRANSPORT	Interoffice Channel - DS3 - Facility Termination	U1TD3	U1TF3	
LA	HIGH CAPACITY UNBUNDLED LOCAL LOOP	Stand Alone - DS3 Unbundled Local Loop - per mile	UE3	1L5ND	
LA	HIGH CAPACITY UNBUNDLED LOCAL LOOP	Stand Alone - DS3 Unbundled Local Loop - Facility Termination	UE3	UE3PX	
LA	ENHANCED EXTENDED LINK (EELs)	4-Wire Analog Voice Grade Loop in Combination - Zone 1	UNCVX	UEAL4	1
LA	ENHANCED EXTENDED LINK (EELs)	4-Wire Analog Voice Grade Loop in Combination - Zone 2	UNCVX	UEAL4	2
LA	ENHANCED EXTENDED LINK (EELs)	4-Wire Analog Voice Grade Loop in Combination - Zone 3	UNCVX	UEAL4	3
LA	ENHANCED EXTENDED LINK (EELs)	4-Wire DS1 Digital Loop in Combination - Zone 1	UNC1X	USLXX	1
LA	ENHANCED EXTENDED LINK (EELs)	4-Wire DS1 Digital Loop in Combination - Zone 2	UNC1X	USLXX	2
LA	ENHANCED EXTENDED LINK (EELs)	4-Wire DS1 Digital Loop in Combination - Zone 3	UNC1X	USLXX	3
LA	ENHANCED EXTENDED LINK (EELs)	DS3 Local Loop in combination - per mile	UNC3X	1L5ND	
LA	ENHANCED EXTENDED LINK (EELs)	DS3 Local Loop in combination - Facility Termination	UNC3X	UE3PX	
LA	ENHANCED EXTENDED LINK (EELs)	Interoffice Channel in combination - DS1 - per mile	UNC1X	1L5XX	
LA	ENHANCED EXTENDED LINK (EELs)	Interoffice Channel in combination - DS1 Facility Termination	UNC1X	U1TF1	
LA	ENHANCED EXTENDED LINK (EELs)	Interoffice Channel in combination - DS3 - per mile	UNC3X	1L5XX	
LA	ENHANCED EXTENDED LINK (EELs)	Interoffice Channel in combination - DS3 - Facility Termination	UNC3X	U1TF3	
LA	ADDITIONAL NETWORK ELEMENTS	Service Rearrangements - NRC - Order Coordination Specific Time - Dedicated Transport	UNC1X, UNC3X	OCOSR	

PRICING SHEETS

State	Product	Rate Element Description	COS (Class of Service)	USOC	Zone
MI	UNBUNDLED EXCHANGE ACCESS LOOP	2-Wire Analog - Rural (Zone C)	MUJ++, EE7JX, UOB++, UOR++	U2HC1	C
MI	UNBUNDLED EXCHANGE ACCESS LOOP	2-Wire Analog - Suburban (Zone B)	MUJ++, EE7JX, UOB++, UOR++	U2HB1	B
MI	UNBUNDLED EXCHANGE ACCESS LOOP	2-Wire Analog - Metro (Zone A)	MUJ++, EE7JX, UOB++, UOR++	U2HAA	A
MI	UNBUNDLED EXCHANGE ACCESS LOOP	2-Wire Analog - Ground Start, Analog DID/Reverse Battery - Rural (Zone C)	MUJ++, EE7JX, UOB++, UOR++	U2WC1	C
MI	UNBUNDLED EXCHANGE ACCESS LOOP	2-Wire Analog - Ground Start, Analog DID/Reverse Battery - Suburban (Zone B)	MUJ++, EE7JX, UOB++, UOR++	U2WB1	B
MI	UNBUNDLED EXCHANGE ACCESS LOOP	2-Wire Analog - Ground Start, Analog DID/Reverse Battery - Metro (Zone A)	MUJ++, EE7JX, UOB++, UOR++	U2WAA	A
MI	UNBUNDLED EXCHANGE ACCESS LOOP	2-Wire Analog - Ground Start, PBX - Rural (Zone C)	MUJ++, EE7JX, UOB++, UOR++	U2JC1	C
MI	UNBUNDLED EXCHANGE ACCESS LOOP	2-Wire Analog - Ground Start, PBX - Suburban (Zone B)	MUJ++, EE7JX, UOB++, UOR++	U2JB1	B
MI	UNBUNDLED EXCHANGE ACCESS LOOP	2-Wire Analog - Ground Start, PBX - Metro (Zone A)	MUJ++, EE7JX, UOB++, UOR++	U2JAA	A
MI	UNBUNDLED EXCHANGE ACCESS LOOP	2-Wire Analog - COPTS Coin - Rural (Zone C)	MUJ++, EE7JX, UOB++, UOR++	U2CC1	C
MI	UNBUNDLED EXCHANGE ACCESS LOOP	2-Wire Analog - COPTS Coin - Suburban (Zone B)	MUJ++, EE7JX, UOB++, UOR++	U2CB1	B
MI	UNBUNDLED EXCHANGE ACCESS LOOP	2-Wire Analog - COPTS Coin - Metro (Zone A)	MUJ++, EE7JX, UOB++, UOR++	U2CAA	A
MI	UNBUNDLED EXCHANGE ACCESS LOOP	2-Wire Analog - EKL - Rural (Zone C)	MUJ++, EE7JX, UOB++, UOR++	U2KC1	C
MI	UNBUNDLED EXCHANGE ACCESS LOOP	2-Wire Analog - EKL - Suburban (Zone B)	MUJ++, EE7JX, UOB++, UOR++	U2KB1	B
MI	UNBUNDLED EXCHANGE ACCESS LOOP	2-Wire Analog - EKL - Metro (Zone A)	MUJ++, EE7JX, UOB++, UOR++	U2KAA	A
MI	UNBUNDLED EXCHANGE ACCESS LOOP	4-Wire Analog - Rural (Zone C)	MUJ++, EE7KX, UOB++, UOR++	U4HC1	C
MI	UNBUNDLED EXCHANGE ACCESS LOOP	4-Wire Analog - Suburban (Zone B)	MUJ++, EE7KX, UOB++, UOR++	U4HB1	B

PRICING SHEETS

State	Product	Rate Element Description	COS (Class of Service)	USOC	Zone
MI	UNBUNDLED EXCHANGE ACCESS LOOP	4-Wire Analog - Metro (Zone A)	MUJ++, EE7KX, UOB++, UOR++	U4HAA	A
MI	UNBUNDLED EXCHANGE ACCESS LOOP	Cancellation or Change Service Charge-Analog Loop, per last critical date reached	MUJ++, EE7KX, UOB++, UOR++	NKCU1	
MI	UNBUNDLED EXCHANGE ACCESS LOOP	Cancellation or Change Service Charge-Analog Loop, per last critical date reached Design Layout Report Date	MUJ++, EE7KX, UOB++, UOR++	NR95O	
MI	UNBUNDLED EXCHANGE ACCESS LOOP	Cancellation or Change Service Charge-Analog Loop, per last critical date reached Records Issue Date	MUJ++, EE7KX, UOB++, UOR++	NR95P	
MI	UNBUNDLED EXCHANGE ACCESS LOOP	Cancellation or Change Service Charge-Analog Loop, per last critical date reached Designed, Verified, and Assigned Date	MUJ++, EE7KX, UOB++, UOR++	NR95Q	
MI	UNBUNDLED EXCHANGE ACCESS LOOP	Cancellation or Change Service Charge-Analog Loop, per last critical date reached Plant Test Date	MUJ++, EE7KX, UOB++, UOR++	NR95R	
MI	UNBUNDLED EXCHANGE ACCESS LOOP	Due Date Change Charge, per Order, per Occasion Analog Loop	MUJ++, EE7KX, EE7JX, UOB++, UOR++	NR955	
MI	UNBUNDLED DEDICATED TRANSPORT	DS1 Interoffice Mileage Per Point of Termination Zone 1	UB5++, EE7MX, UK1++	CZ4X1	1
MI	UNBUNDLED DEDICATED TRANSPORT	DS1 Interoffice Mileage Per Point of Termination Zone 2	UB5++, EE7MX, UK1++	CZ4X2	2
MI	UNBUNDLED DEDICATED TRANSPORT	DS1 Interoffice Mileage Per Point of Termination Zone 3	UB5++, EE7MX, UK1++	CZ4X3	3
MI	UNBUNDLED DEDICATED TRANSPORT	DS1 Interoffice Mileage Per Point of Termination Interzone	UB5++, EE7MX, UK1++	CZ4XZ	I
MI	UNBUNDLED DEDICATED TRANSPORT	DS1 Interoffice Mileage Per Mile Zone 1	UB5++, EE7MX, UK1++	1YZX1	1
MI	UNBUNDLED DEDICATED TRANSPORT	DS1 Interoffice Mileage Per Mile Zone 2	UB5++, EE7MX, UK1++	1YZX2	2
MI	UNBUNDLED DEDICATED TRANSPORT	DS1 Interoffice Mileage Per Mile Zone 3	UB5++, EE7MX, UK1++	1YZX3	3
MI	UNBUNDLED DEDICATED TRANSPORT	DS1 Interoffice Mileage Per Mile Interzone	UB5++, EE7MX, UK1++	1YZXZ	I
MI	UNBUNDLED DEDICATED TRANSPORT	DS1 Clear Channel Capability - Per DS1 Circuit Arranged All Zones Connect	UB5++, EE7MX, UK1++	CLYX1	

PRICING SHEETS

State	Product	Rate Element Description	COS (Class of Service)	USOC	Zone
MI	UNBUNDLED DEDICATED TRANSPORT	DS1 Clear Channel Capability - Per DS1 Circuit Arranged All Zones Connect	UB5++, EE7MX, UK1++	CLYX2	
MI	UNBUNDLED DEDICATED TRANSPORT	DS1 Clear Channel Capability - Per DS1 Circuit Arranged All Zones Connect	UB5++, EE7MX, UK1++	CLYX3	
MI	UNBUNDLED DEDICATED TRANSPORT	DS1 Clear Channel Capability - Per DS1 Circuit Arranged All Zones Disconnect			
MI	UNBUNDLED DEDICATED TRANSPORT	DS1 Interoffice NRC Connect Zone 1 per circuit	UB5++, EE7MX, UK1++	NKCU8	1
MI	UNBUNDLED DEDICATED TRANSPORT	DS1 Interoffice NRC (Connect + Disconnect) Connect Zone 2 per circuit	UB5++, EE7MX, UK1++	NKCU8	2
MI	UNBUNDLED DEDICATED TRANSPORT	DS1 Interoffice NRC Connect Zone 3 per circuit	UB5++, EE7MX, UK1++	NKCU8	3
MI	UNBUNDLED DEDICATED TRANSPORT	DS1 Interoffice NRC Disconnect Zone 1 per circuit	UB5++, EE7MX, UK1++	NKCU9	1
MI	UNBUNDLED DEDICATED TRANSPORT	DS1 Interoffice NRC Disconnect Zone 2 per circuit	UB5++, EE7MX, UK1++	NKCU9	2
MI	UNBUNDLED DEDICATED TRANSPORT	DS1 Interoffice NRC Disconnect Zone 3 per circuit	UB5++, EE7MX, UK1++	NKCU9	3
MI	UNBUNDLED DEDICATED TRANSPORT	DS1 Interoffice NRC UDT Installation and Rearrangement - Admin. Charge, Connect, Per Order	UB5++, EE7MX, UK1++	ORCMX	
MI	UNBUNDLED DEDICATED TRANSPORT	DS1 Interoffice NRC EELS Installation and Rearrangement - Admin. Charge, Disconnect, Per Order	UB5++, EE7MX, UK1++	NR9OT	
MI	UNBUNDLED DEDICATED TRANSPORT	DS3 Interoffice Mileage Termination - Per Point of Termination Zone 1	UB5++, EE7NX, UK3++	CZ4W1	1
MI	UNBUNDLED DEDICATED TRANSPORT	DS3 Interoffice Mileage Termination - Per Point of Termination Zone 2	UB5++, EE7NX, UK3++	CZ4W2	2
MI	UNBUNDLED DEDICATED TRANSPORT	DS3 Interoffice Mileage Termination - Per Point of Termination Zone 3	UB5++, EE7NX, UK3++	CZ4W3	3
MI	UNBUNDLED DEDICATED TRANSPORT	DS3 Interoffice Mileage Termination - Per Point of Termination Interzone	UB5++, EE7NX, UK3++	CZ4WZ	I
MI	UNBUNDLED DEDICATED TRANSPORT	DS3 Interoffice Mileage - Per Mile Zone 1	UB5++, EE7NX, UK3++	1YZB1	1

PRICING SHEETS

State	Product	Rate Element Description	COS (Class of Service)	USOC	Zone
MI	UNBUNDLED DEDICATED TRANSPORT	DS3 Interoffice Mileage - Per Mile Zone 2	UB5++, EE7NX, UK3++	1YZB2	2
MI	UNBUNDLED DEDICATED TRANSPORT	DS3 Interoffice Mileage - Per Mile Zone 3	UB5++, EE7NX, UK3++	1YZB3	3
MI	UNBUNDLED DEDICATED TRANSPORT	DS3 Interoffice Mileage - Per Mile Interzone	UB5++, EE7NX, UK3++	1YZBZ	I
MI	UNBUNDLED DEDICATED TRANSPORT	DS3 Interoffice NRC (Connect + Disconnect)Connect Zone 1 per circuit	UB5++, EE7NX, UK3++	NKCUE	1
MI	UNBUNDLED DEDICATED TRANSPORT	DS3 Interoffice NRC (Connect + Disconnect)Connect Zone 2 per circuit	UB5++, EE7NX, UK3++	NKCUE	2
MI	UNBUNDLED DEDICATED TRANSPORT	DS3 Interoffice NRC (Connect + Disconnect)Connect Zone 3 per circuit	UB5++, EE7NX, UK3++	NKCUE	3
MI	UNBUNDLED DEDICATED TRANSPORT	DS3 Interoffice NRC Disconnect Zone 1 per circuit	UB5++, EE7NX, UK3++	NKCUF	1
MI	UNBUNDLED DEDICATED TRANSPORT	DS3 Interoffice NRC Disconnect Zone 2 per circuit	UB5++, EE7NX, UK3++	NKCUF	2
MI	UNBUNDLED DEDICATED TRANSPORT	DS3 Interoffice NRC Disconnect Zone 3 per circuit	UB5++, EE7NX, UK3++	NKCUF	3
MI	UNBUNDLED DEDICATED TRANSPORT	DS3 Installation and Rearrangement - Admin. Charge, Connect, Per Order	UB5++, EE7NX, UK3++	ORCMX	
MI	UNBUNDLED DEDICATED TRANSPORT	DS3 Interoffice NRC DS3 Installation and Rearrangement - Admin. Charge, Disconnect, Per Multiplexing DS1 to Voice Grade All Zones, Per Arrangement	UB5++, EE7NX, UK3++	NRBCL	
MI	UNBUNDLED DEDICATED TRANSPORT	Multiplexing DS1 to Voice Grade All Zones, Per Arrangement	UB5++, UK1++	QMVX1	
MI	UNBUNDLED DEDICATED TRANSPORT	Multiplexing DS1 to Voice Grade All Zones, Per Arrangement	UB5++, UK1++	QMVX2	
MI	UNBUNDLED DEDICATED TRANSPORT	Multiplexing DS1 to Voice Grade All Zones, Per Arrangement	UB5++, UK1++	QMVX3	
MI	UNBUNDLED DEDICATED TRANSPORT	Multiplexing DS3 to DS1 All Zones, Per Arrangement	UB5++, UK3++	QM3X1	
MI	UNBUNDLED DEDICATED TRANSPORT	Multiplexing DS3 to DS1 All Zones, Per Arrangement	UB5++, UK3++	QM3X2	

PRICING SHEETS

State	Product	Rate Element Description	COS (Class of Service)	USOC	Zone
MI	UNBUNDLED DEDICATED TRANSPORT	Multiplexing DS3 to DS1 All Zones, Per Arrangement	UB5++, UK3++	QM3X3	
MI	UNBUNDLED DEDICATED TRANSPORT	Dedicated Transport Cross Connects DS1	UB5++, EE7MX, UK1++	CXCDX	
MI	UNBUNDLED DEDICATED TRANSPORT	Dedicated Transport Cross Connects DS3	UB5++, EE7NX, UK3++	CXCEX	

PRICING SHEETS

State	Product	Rate Element Description	COS (Class of Service)	USOC	Zone
MO	UNBUNDLED EXCHANGE ACCESS LOOP	2-Wire Analog Loop - Zone 1 (Urban STL, KC)		U21	1
MO	UNBUNDLED EXCHANGE ACCESS LOOP	2-Wire Analog Loop - Zone 2 (Suburban)		U21	2
MO	UNBUNDLED EXCHANGE ACCESS LOOP	2-Wire Analog Loop - Zone 3 (Rural)		U21	3
MO	UNBUNDLED EXCHANGE ACCESS LOOP	2-Wire Analog Loop - Zone 4 (Urban Springfield)		U21	4
MO	UNBUNDLED EXCHANGE ACCESS LOOP	4-Wire Analog Loop - Zone 1 (Urban STL, KC)		U4H	1
MO	UNBUNDLED EXCHANGE ACCESS LOOP	4-Wire Analog Loop - Zone 2 (Suburban)		U4H	2
MO	UNBUNDLED EXCHANGE ACCESS LOOP	4-Wire Analog Loop - Zone 3 (Rural)		U4H	3
MO	UNBUNDLED EXCHANGE ACCESS LOOP	4-Wire Analog Loop - Zone 4 (Urban Springfield)		U4H	4
MO	UNBUNDLED EXCHANGE ACCESS LOOP	2-Wire Analog Loop Cross Connect to Collocation	LU1	UCXC2	
MO	UNBUNDLED EXCHANGE ACCESS LOOP	2-Wire Analog Loop Cross Connect to Collocation (without testing)	LU1	UCXD2	
MO	UNBUNDLED EXCHANGE ACCESS LOOP	4-Wire Analog Loop Cross Connect to Collocation	LU1	UCXC4	
MO	UNBUNDLED EXCHANGE ACCESS LOOP	4-Wire Analog Loop Cross Connect to Collocation (without testing)	LU1	UCXD4	
MO	UNBUNDLED DEDICATED TRANSPORT	2-Wire Analog Loop Cross Connect to POA - Method 1		UXRA1	1
MO	UNBUNDLED DEDICATED TRANSPORT	2-Wire Analog Loop Cross Connect to POA - Method 2		UXRA2	2
MO	UNBUNDLED DEDICATED TRANSPORT	2-Wire Analog Loop Cross Connect to POA - Method 3		UXRA3	3
MO	UNBUNDLED DEDICATED TRANSPORT	4-Wire Analog Loop Cross Connect to POA - Method 1		UXRB1	1
MO	UNBUNDLED DEDICATED TRANSPORT	4-Wire Analog Loop Cross Connect to POA - Method 2		UXRB2	2

PRICING SHEETS

State	Product	Rate Element Description	COS (Class of Service)	USOC	Zone
MO	UNBUNDLED DEDICATED TRANSPORT	4-Wire Analog Loop Cross Connect to POA - Method 3		UXRB3	3
MO	UNBUNDLED DEDICATED TRANSPORT	2-Wire Digital Loop Cross Connect to POA - Method 1		UXRC1	1
MO	UNBUNDLED DEDICATED TRANSPORT	2-Wire Digital Loop Cross Connect to POA - Method 2		UXRC2	2
MO	UNBUNDLED DEDICATED TRANSPORT	2-Wire Digital Loop Cross Connect to POA - Method 3		UXRC3	3
MO	UNBUNDLED DEDICATED TRANSPORT	4-Wire Digital Loop Cross Connect to POA - Method 1		UXRD1	1
MO	UNBUNDLED DEDICATED TRANSPORT	4-Wire Digital Loop Cross Connect to POA - Method 2		UXRD2	2
MO	UNBUNDLED DEDICATED TRANSPORT	4-Wire Digital Loop Cross Connect to POA - Method 3		UXRD3	3
MO	UNBUNDLED DEDICATED TRANSPORT	Dedicated Transport Cross Connect to POA: DS1 - Method 1		UXRQ1	1
MO	UNBUNDLED DEDICATED TRANSPORT	Dedicated Transport Cross Connect to POA: DS1 - Method 2		UXRQ2	2
MO	UNBUNDLED DEDICATED TRANSPORT	Dedicated Transport Cross Connect to POA: DS1 - Method 3		UXRQ3	3
MO	UNBUNDLED DEDICATED TRANSPORT	Dedicated Transport Cross Connect to POA: DS3 - Method 1			1
MO	UNBUNDLED DEDICATED TRANSPORT	Dedicated Transport Cross Connect to POA: DS3 - Method 2			2
MO	UNBUNDLED DEDICATED TRANSPORT	Dedicated Transport Cross Connect to POA: DS3 - Method 3			3
MO	UNBUNDLED DEDICATED TRANSPORT	DT-DS1 Interoffice Transport, First Mile - Zone 1 (Urban STL, KC)		ULNHS	1
MO	UNBUNDLED DEDICATED TRANSPORT	DT-DS1 Interoffice Transport, First Mile - Zone 2 (Suburban)		ULNHS	2
MO	UNBUNDLED DEDICATED TRANSPORT	DT-DS1 Interoffice Transport, First Mile - Zone 3 (Rural)		ULNHS	3
MO	UNBUNDLED DEDICATED TRANSPORT	DT-DS1 Interoffice Transport, First Mile - Zone 4 (Urban Springfield)		ULNHS	4

PRICING SHEETS

State	Product	Rate Element Description	COS (Class of Service)	USOC	Zone
MO	UNBUNDLED DEDICATED TRANSPORT	DT-DS1 Interoffice Transport, First Mile - Interzone		ULNHS	I
MO	UNBUNDLED DEDICATED TRANSPORT	DT-DS1 Interoffice Transport, Each Additional Mile - Zone 1 (Urban STL, KC)		ULNHS	1
MO	UNBUNDLED DEDICATED TRANSPORT	DT-DS1 Interoffice Transport, Each Additional Mile - Zone 2 (Suburban)		ULNHS	2
MO	UNBUNDLED DEDICATED TRANSPORT	DT-DS1 Interoffice Transport, Each Additional Mile - Zone 3 (Rural)		ULNHS	3
MO	UNBUNDLED DEDICATED TRANSPORT	DT-DS1 Interoffice Transport, Each Additional Mile - Zone 4 (Urban Springfield)		ULNHS	4
MO	UNBUNDLED DEDICATED TRANSPORT	DT-DS1 Interoffice Transport, Each Additional Mile - Interzone		ULNHS	I
MO	UNBUNDLED DEDICATED TRANSPORT	DT-DS3 Interoffice Transport, First Mile - Zone 1 (Urban STL, KC)		ULNJS	1
MO	UNBUNDLED DEDICATED TRANSPORT	DT-DS3 Interoffice Transport, First Mile - Zone 2 (Suburban)		ULNJS	2
MO	UNBUNDLED DEDICATED TRANSPORT	DT-DS3 Interoffice Transport, First Mile - Zone 3 (Rural)		ULNJS	3
MO	UNBUNDLED DEDICATED TRANSPORT	DT-DS3 Interoffice Transport, First Mile - Zone 4 (Urban Springfield)		ULNJS	4
MO	UNBUNDLED DEDICATED TRANSPORT	DT-DS3 Interoffice Transport, First Mile - Interzone		ULNJS	I
MO	UNBUNDLED DEDICATED TRANSPORT	DT-DS3 Interoffice Transport, Each Additional Mile - Zone 1 (Urban STL, KC)		ULNJS	1
MO	UNBUNDLED DEDICATED TRANSPORT	DT-DS3 Interoffice Transport, Each Additional Mile - Zone 2 (Suburban)		ULNJS	2
MO	UNBUNDLED DEDICATED TRANSPORT	DT-DS3 Interoffice Transport, Each Additional Mile - Zone 3 (Rural)		ULNJS	3
MO	UNBUNDLED DEDICATED TRANSPORT	DT-DS3 Interoffice Transport, Each Additional Mile - Zone 4 (Urban Springfield)		ULNJS	4
MO	UNBUNDLED DEDICATED TRANSPORT	DT-DS3 Interoffice Transport, Each Additional Mile - Interzone		ULNJS	I
MO	UNBUNDLED DEDICATED TRANSPORT	DT Cross Connect - DS1 to Collocation	UBNTX	DXZTA	

PRICING SHEETS

State	Product	Rate Element Description	COS (Class of Service)	USOC	Zone
MO	UNBUNDLED DEDICATED TRANSPORT	DT Cross Connect - DS1 to Collocation - Disconnect	UBNTX	NKCTE	
MO	UNBUNDLED DEDICATED TRANSPORT	DT Cross Connect - DS3 to Collocation		UCXJX	
MO	UNBUNDLED DEDICATED TRANSPORT	DS1 to VG - Multiplexing		UM4BX	
MO	UNBUNDLED DEDICATED TRANSPORT	DS3 to DS1 - Multiplexing		UM4AX	

PRICING SHEETS

State	Product	Rate Element Description	COS (Class of Service)	USOC	Zone
MS	UNBUNDLED EXCHANGE ACCESS LOOP	2-Wire Analog Voice Grade Loop - Service Level 1- Zone 1	UEANL	UEAL2	1
MS	UNBUNDLED EXCHANGE ACCESS LOOP	2-Wire Analog Voice Grade Loop - Service Level 1- Zone 1 [DISCONNECT]	UEANL	UEAL2	1
MS	UNBUNDLED EXCHANGE ACCESS LOOP	2-Wire Analog Voice Grade Loop - Service Level 1- Zone 2	UEANL	UEAL2	2
MS	UNBUNDLED EXCHANGE ACCESS LOOP	2-Wire Analog Voice Grade Loop - Service Level 1- Zone 2 [DISCONNECT]	UEANL	UEAL2	2
MS	UNBUNDLED EXCHANGE ACCESS LOOP	2-Wire Analog Voice Grade Loop - Service Level 1- Zone 3	UEANL	UEAL2	3
MS	UNBUNDLED EXCHANGE ACCESS LOOP	2-Wire Analog Voice Grade Loop - Service Level 1- Zone 3 [DISCONNECT]	UEANL	UEAL2	3
MS	UNBUNDLED EXCHANGE ACCESS LOOP	2-Wire Analog Voice Grade Loop - Service Level 1- Zone 4	UEANL	UEAL2	4
MS	UNBUNDLED EXCHANGE ACCESS LOOP	2-Wire Analog Voice Grade Loop - Service Level 1- Zone 4 [DISCONNECT]	UEANL	UEAL2	4
MS	UNBUNDLED EXCHANGE ACCESS LOOP	2-Wire Analog Voice Grade Loop - Service Level 1- Zone 1	UEANL	UEASL	1
MS	UNBUNDLED EXCHANGE ACCESS LOOP	2-Wire Analog Voice Grade Loop - Service Level 1- Zone 1 [DISCONNECT]	UEANL	UEASL	1
MS	UNBUNDLED EXCHANGE ACCESS LOOP	2-Wire Analog Voice Grade Loop - Service Level 1- Zone 2	UEANL	UEASL	2
MS	UNBUNDLED EXCHANGE ACCESS LOOP	2-Wire Analog Voice Grade Loop - Service Level 1- Zone 2 [DISCONNECT]	UEANL	UEASL	2
MS	UNBUNDLED EXCHANGE ACCESS LOOP	2-Wire Analog Voice Grade Loop - Service Level 1- Zone 3	UEANL	UEASL	3
MS	UNBUNDLED EXCHANGE ACCESS LOOP	2-Wire Analog Voice Grade Loop - Service Level 1- Zone 3 [DISCONNECT]	UEANL	UEASL	3
MS	UNBUNDLED EXCHANGE ACCESS LOOP	2-Wire Analog Voice Grade Loop - Service Level 1- Zone 4	UEANL	UEASL	4
MS	UNBUNDLED EXCHANGE ACCESS LOOP	2-Wire Analog Voice Grade Loop - Service Level 1- Zone 4 [DISCONNECT]	UEANL	UEASL	4
MS	UNBUNDLED EXCHANGE ACCESS LOOP	2-Wire Analog Voice Grade Loop - Manual Order Coordination for UVL-SL1s (per loop)	UEANL	UEAMC	

PRICING SHEETS

State	Product	Rate Element Description	COS (Class of Service)	USOC	Zone
MS	UNBUNDLED EXCHANGE ACCESS LOOP	2-Wire Analog Voice Grade Loop - Order Coordination for Specified Conversion Time for UVL-SL1 (per LSR)	UEANL	OCOSL	
MS	UNBUNDLED EXCHANGE ACCESS LOOP	Bulk Migration, per 2 Wire Voice Loop-SL1	UEANL	UREPN	
MS	UNBUNDLED EXCHANGE ACCESS LOOP	Bulk Migration, per 2 Wire Voice Loop-SL1 [DISCONNECT]	UEANL	UREPN	
MS	UNBUNDLED EXCHANGE ACCESS LOOP	Bulk Migration Order Coordination, per 2 Wire Voice Loop-SL1	UEANL	UREPM	
MS	UNBUNDLED EXCHANGE ACCESS LOOP	2-Wire Unbundled Copper Loop - Non-Designed Zone 1	UEQ	UEQ2X	1
MS	UNBUNDLED EXCHANGE ACCESS LOOP	2-Wire Unbundled Copper Loop - Non-Designed Zone 1 [DISCONNECT]	UEQ	UEQ2X	1
MS	UNBUNDLED EXCHANGE ACCESS LOOP	2 Wire Unbundled Copper Loop - Non-Designed - Zone 2	UEQ	UEQ2X	2
MS	UNBUNDLED EXCHANGE ACCESS LOOP	2 Wire Unbundled Copper Loop - Non-Designed - Zone 2 [DISCONNECT]	UEQ	UEQ2X	2
MS	UNBUNDLED EXCHANGE ACCESS LOOP	2 Wire Unbundled Copper Loop - Non-Designed - Zone 3	UEQ	UEQ2X	3
MS	UNBUNDLED EXCHANGE ACCESS LOOP	2 Wire Unbundled Copper Loop - Non-Designed - Zone 3 [DISCONNECT]	UEQ	UEQ2X	3
MS	UNBUNDLED EXCHANGE ACCESS LOOP	2 Wire Unbundled Copper Loop - Non-Designed - Zone 4	UEQ	UEQ2X	4
MS	UNBUNDLED EXCHANGE ACCESS LOOP	2 Wire Unbundled Copper Loop - Non-Designed - Zone 4 [DISCONNECT]	UEQ	UEQ2X	4
MS	UNBUNDLED EXCHANGE ACCESS LOOP	2 Wire Unbundled Copper Loop - Tag Loop at End User Premise	UEQ	URETL	
MS	UNBUNDLED EXCHANGE ACCESS LOOP	2 Wire Unbundled Copper Loop - Loop Testing - Basic 1st Half Hour	UEQ	URET1	
MS	UNBUNDLED EXCHANGE ACCESS LOOP	2 Wire Unbundled Copper Loop - Loop Testing - Basic Additional Half Hour	UEQ	URETA	
MS	UNBUNDLED EXCHANGE ACCESS LOOP	Manual Order Coordination 2 Wire Unbundled Copper Loop - Non-Designed (per loop)	UEQ	USBMC	
MS	UNBUNDLED EXCHANGE ACCESS LOOP	Bulk Migration, per 2 Wire UCL-ND	UEQ	UREPN	

PRICING SHEETS

State	Product	Rate Element Description	COS (Class of Service)	USOC	Zone
MS	UNBUNDLED EXCHANGE ACCESS LOOP	Bulk Migration, per 2 Wire UCL-ND [DISCONNECT]	UEQ	UREPN	
MS	UNBUNDLED EXCHANGE ACCESS LOOP	Bulk Migration Order Coordination, per 2 Wire UCL-ND	UEQ	UREPM	
MS	UNBUNDLED EXCHANGE ACCESS LOOP	2-Wire Analog Voice Grade Loop - Switch-As-Is Conversion rate per UNE Loop, Single LSR, (per DS0)	UEA	URES�	
MS	UNBUNDLED EXCHANGE ACCESS LOOP	2-Wire Analog Voice Grade Loop - Switch-As-Is Conversion rate per UNE Loop, Spreadsheet, (per DS0)	UEA	URESP	
MS	UNBUNDLED EXCHANGE ACCESS LOOP	Bulk Migration, per 2 Wire Voice Loop-SL2	UEA	UREPN	
MS	UNBUNDLED EXCHANGE ACCESS LOOP	Bulk Migration Order Coordination, per 2 Wire Voice Loop-SL2	UEA	UREPM	
MS	UNBUNDLED EXCHANGE ACCESS LOOP	4-Wire Analog Voice Grade Loop - Zone 1	UEA	UEAL4	1
MS	UNBUNDLED EXCHANGE ACCESS LOOP	4-Wire Analog Voice Grade Loop - Zone 1 [DISCONNECT]	UEA	UEAL4	1
MS	UNBUNDLED EXCHANGE ACCESS LOOP	4-Wire Analog Voice Grade Loop - Zone 2	UEA	UEAL4	2
MS	UNBUNDLED EXCHANGE ACCESS LOOP	4-Wire Analog Voice Grade Loop - Zone 2 [DISCONNECT]	UEA	UEAL4	2
MS	UNBUNDLED EXCHANGE ACCESS LOOP	4-Wire Analog Voice Grade Loop - Zone 3	UEA	UEAL4	3
MS	UNBUNDLED EXCHANGE ACCESS LOOP	4-Wire Analog Voice Grade Loop - Zone 3 [DISCONNECT]	UEA	UEAL4	3
MS	UNBUNDLED EXCHANGE ACCESS LOOP	4-Wire Analog Voice Grade Loop - Zone 4	UEA	UEAL4	4
MS	UNBUNDLED EXCHANGE ACCESS LOOP	4-Wire Analog Voice Grade Loop - Zone 4 [DISCONNECT]	UEA	UEAL4	4
MS	UNBUNDLED EXCHANGE ACCESS LOOP	4-Wire Analog Voice Grade Loop - Switch-As-Is Conversion rate per UNE Loop, Single LSR, (per DS0)	UEA	URES�	

PRICING SHEETS

State	Product	Rate Element Description	COS (Class of Service)	USOC	Zone
MS	UNBUNDLED EXCHANGE ACCESS LOOP	4-Wire Analog Voice Grade Loop - Switch-As-Is Conversion rate per UNE Loop, Spreadsheet, (per DS0)	UEA	URESP	
MS	UNE LOOP COMMINGLING	2-Wire Analog Voice Grade Loop - Service Level 2 w/Loop or Ground Start Signaling - Zone 1	NTCVG	UEAL2	1
MS	UNE LOOP COMMINGLING	2-Wire Analog Voice Grade Loop - Service Level 2 w/Loop or Ground Start Signaling - Zone 1 [DISCONNECT]	NTCVG	UEAL2	1
MS	UNE LOOP COMMINGLING	2-Wire Analog Voice Grade Loop - Service Level 2 w/Loop or Ground Start Signaling - Zone 2	NTCVG	UEAL2	2
MS	UNE LOOP COMMINGLING	2-Wire Analog Voice Grade Loop - Service Level 2 w/Loop or Ground Start Signaling - Zone 2 [DISCONNECT]	NTCVG	UEAL2	2
MS	UNE LOOP COMMINGLING	2-Wire Analog Voice Grade Loop - Service Level 2 w/Loop or Ground Start Signaling - Zone 3	NTCVG	UEAL2	3
MS	UNE LOOP COMMINGLING	2-Wire Analog Voice Grade Loop - Service Level 2 w/Loop or Ground Start Signaling - Zone 3 [DISCONNECT]	NTCVG	UEAL2	3
MS	UNE LOOP COMMINGLING	2-Wire Analog Voice Grade Loop - Service Level 2 w/Loop or Ground Start Signaling - Zone 4	NTCVG	UEAL2	4
MS	UNE LOOP COMMINGLING	2-Wire Analog Voice Grade Loop - Service Level 2 w/Loop or Ground Start Signaling - Zone 4 [DISCONNECT]	NTCVG	UEAL2	4
MS	UNE LOOP COMMINGLING	2-Wire Analog Voice Grade Loop - Service Level 2 w/Reverse Battery Signaling - Zone 1	NTCVG	UEAR2	1
MS	UNE LOOP COMMINGLING	2-Wire Analog Voice Grade Loop - Service Level 2 w/Reverse Battery Signaling - Zone 1 [DISCONNECT]	NTCVG	UEAR2	1
MS	UNE LOOP COMMINGLING	2-Wire Analog Voice Grade Loop - Service Level 2 w/Reverse Battery Signaling - Zone 2	NTCVG	UEAR2	2
MS	UNE LOOP COMMINGLING	2-Wire Analog Voice Grade Loop - Service Level 2 w/Reverse Battery Signaling - Zone 2 [DISCONNECT]	NTCVG	UEAR2	2
MS	UNE LOOP COMMINGLING	2-Wire Analog Voice Grade Loop - Service Level 2 w/Reverse Battery Signaling - Zone 3	NTCVG	UEAR2	3

PRICING SHEETS

State	Product	Rate Element Description	COS (Class of Service)	USOC	Zone
MS	UNE LOOP COMMINGLING	2-Wire Analog Voice Grade Loop - Service Level 2 w/Reverse Battery Signaling - Zone 3 [DISCONNECT]	NTCVG	UEAR2	3
MS	UNE LOOP COMMINGLING	2-Wire Analog Voice Grade Loop - Service Level 2 w/Reverse Battery Signaling - Zone 4	NTCVG	UEAR2	4
MS	UNE LOOP COMMINGLING	2-Wire Analog Voice Grade Loop - Service Level 2 w/Reverse Battery Signaling - Zone 4 [DISCONNECT]	NTCVG	UEAR2	4
MS	UNE LOOP COMMINGLING	Switch-As-Is Conversion rate per UNE Loop, Single LSR, (per DS0)	NTCVG	URES	
MS	UNE LOOP COMMINGLING	2-Wire Analog Voice Grade Loop - Switch-As-Is Conversion rate per UNE Loop, Spreadsheet, (per DS0)	NTCVG	URES	
MS	UNE LOOP COMMINGLING	2-Wire Analog Voice Grade Loop - Loop Tagging - Service Level 2 (SL2)	NTCVG	URETL	
MS	UNE LOOP COMMINGLING	4-Wire Analog Voice Grade Loop - Zone 1	NTCVG	UEAL4	1
MS	UNE LOOP COMMINGLING	4-Wire Analog Voice Grade Loop - Zone 1 [DISCONNECT]	NTCVG	UEAL4	1
MS	UNE LOOP COMMINGLING	4-Wire Analog Voice Grade Loop - Zone 2	NTCVG	UEAL4	2
MS	UNE LOOP COMMINGLING	4-Wire Analog Voice Grade Loop - Zone 2 [DISCONNECT]	NTCVG	UEAL4	2
MS	UNE LOOP COMMINGLING	4-Wire Analog Voice Grade Loop - Zone 3	NTCVG	UEAL4	3
MS	UNE LOOP COMMINGLING	4-Wire Analog Voice Grade Loop - Zone 3 [DISCONNECT]	NTCVG	UEAL4	3
MS	UNE LOOP COMMINGLING	4-Wire Analog Voice Grade Loop - Zone 4	NTCVG	UEAL4	4
MS	UNE LOOP COMMINGLING	4-Wire Analog Voice Grade Loop - Zone 4 [DISCONNECT]	NTCVG	UEAL4	4
MS	UNE LOOP COMMINGLING	4-Wire Analog Voice Grade Loop - Switch-As-Is Conversion rate per UNE Loop, Single LSR, (per DS0)	NTCVG	URES	
MS	UNE LOOP COMMINGLING	4-Wire Analog Voice Grade Loop - Switch-As-Is Conversion rate per UNE Loop, Spreadsheet, (per DS0)	NTCVG	URES	
MS	UNBUNDLED DEDICATED TRANSPORT	Interoffice Channel - DS1 - per mile	U1TD1	1L5XX	

PRICING SHEETS

State	Product	Rate Element Description	COS (Class of Service)	USOC	Zone
MS	UNBUNDLED DEDICATED TRANSPORT	Interoffice Channel - DS1 - Facility Termination	U1TD1	U1TF1	
MS	UNBUNDLED DEDICATED TRANSPORT	Interoffice Channel - DS1 - Facility Termination [DISCONNECT]	U1TD1	U1TF1	
MS	UNBUNDLED DEDICATED TRANSPORT	Interoffice Channel - DS3 - per mile	U1TD3	1L5XX	
MS	UNBUNDLED DEDICATED TRANSPORT	Interoffice Channel - DS3 - Facility Termination	U1TD3	U1TF3	
MS	UNBUNDLED DEDICATED TRANSPORT	Interoffice Channel - DS3 - Facility Termination [DISCONNECT]	U1TD3	U1TF3	
MS	HIGH CAPACITY UNBUNDLED LOCAL LOOP	Stand Alone - DS3 Unbundled Local Loop - per mile	UE3	1L5ND	
MS	HIGH CAPACITY UNBUNDLED LOCAL LOOP	Stand Alone - DS3 Unbundled Local Loop - Facility Termination	UE3	UE3PX	
MS	HIGH CAPACITY UNBUNDLED LOCAL LOOP	Stand Alone - DS3 Unbundled Local Loop - Facility Termination [DISCONNECT]	UE3	UE3PX	
MS	ENHANCED EXTENDED LINK (EELs)	4-Wire Analog Voice Grade Loop in Combination - Zone 1	UNCVX	UEAL4	1
MS	ENHANCED EXTENDED LINK (EELs)	4-Wire Analog Voice Grade Loop in Combination - Zone 1 [DISCONNECT]	UNCVX	UEAL4	1
MS	ENHANCED EXTENDED LINK (EELs)	4-Wire Analog Voice Grade Loop in Combination - Zone 2	UNCVX	UEAL4	2
MS	ENHANCED EXTENDED LINK (EELs)	4-Wire Analog Voice Grade Loop in Combination - Zone 2 [DISCONNECT]	UNCVX	UEAL4	2
MS	ENHANCED EXTENDED LINK (EELs)	4-Wire Analog Voice Grade Loop in Combination - Zone 3	UNCVX	UEAL4	3
MS	ENHANCED EXTENDED LINK (EELs)	4-Wire Analog Voice Grade Loop in Combination - Zone 3 [DISCONNECT]	UNCVX	UEAL4	3
MS	ENHANCED EXTENDED LINK (EELs)	4-Wire Analog Voice Grade Loop in Combination - Zone 4	UNCVX	UEAL4	4
MS	ENHANCED EXTENDED LINK (EELs)	4-Wire Analog Voice Grade Loop in Combination - Zone 4 [DISCONNECT]	UNCVX	UEAL4	4
MS	ENHANCED EXTENDED LINK (EELs)	4-Wire DS1 Digital Loop in Combination - Zone 1	UNC1X	USLXX	1

PRICING SHEETS

State	Product	Rate Element Description	COS (Class of Service)	USOC	Zone
MS	ENHANCED EXTENDED LINK (EELs)	4-Wire DS1 Digital Loop in Combination - Zone 1 [DISCONNECT]	UNC1X	USLXX	1
MS	ENHANCED EXTENDED LINK (EELs)	4-Wire DS1 Digital Loop in Combination - Zone 2 [DISCONNECT]	UNC1X	USLXX	2
MS	ENHANCED EXTENDED LINK (EELs)	4-Wire DS1 Digital Loop in Combination - Zone 2 [DISCONNECT]	UNC1X	USLXX	2
MS	ENHANCED EXTENDED LINK (EELs)	4-Wire DS1 Digital Loop in Combination - Zone 3 [DISCONNECT]	UNC1X	USLXX	3
MS	ENHANCED EXTENDED LINK (EELs)	4-Wire DS1 Digital Loop in Combination - Zone 3 [DISCONNECT]	UNC1X	USLXX	3
MS	ENHANCED EXTENDED LINK (EELs)	4-Wire DS1 Digital Loop in Combination - Zone 4 [DISCONNECT]	UNC1X	USLXX	4
MS	ENHANCED EXTENDED LINK (EELs)	4-Wire DS1 Digital Loop in Combination - Zone 4 [DISCONNECT]	UNC1X	USLXX	4
MS	ENHANCED EXTENDED LINK (EELs)	DS3 Local Loop in combination - per mile	UNC3X	1L5ND	
MS	ENHANCED EXTENDED LINK (EELs)	DS3 Local Loop in combination - Facility Termination	UNC3X	UE3PX	
MS	ENHANCED EXTENDED LINK (EELs)	DS3 Local Loop in combination - Facility Termination [DISCONNECT]	UNC3X	UE3PX	
MS	ENHANCED EXTENDED LINK (EELs)	Interoffice Channel in combination - DS1 - per mile	UNC1X	1L5XX	
MS	ENHANCED EXTENDED LINK (EELs)	Interoffice Channel in combination - DS1 Facility Termination	UNC1X	U1TF1	
MS	ENHANCED EXTENDED LINK (EELs)	Interoffice Channel in combination - DS1 Facility Termination [DISCONNECT]	UNC1X	U1TF1	
MS	ENHANCED EXTENDED LINK (EELs)	Interoffice Channel in combination - DS3 - per mile	UNC3X	1L5XX	
MS	ENHANCED EXTENDED LINK (EELs)	Interoffice Channel in combination - DS3 - Facility Termination	UNC3X	U1TF3	
MS	ENHANCED EXTENDED LINK (EELs)	Interoffice Channel in combination - DS3 - Facility Termination [DISCONNECT]	UNC3X	U1TF3	
MS	ADDITIONAL NETWORK ELEMENTS	Service Rearrangements - NRC - Order Coordination Specific Time - Dedicated Transport	UNC1X, UNC3X	OCOSR	

PRICING SHEETS

State	Product	Rate Element Description	COS (Class of Service)	USOC	Zone
OH	UNBUNDLED EXCHANGE ACCESS LOOP	2-Wire Analog - Metro (Access Area B)	MUJ++, UOB++, UOR++, EE7JX	U2HXB	B
OH	UNBUNDLED EXCHANGE ACCESS LOOP	2-Wire Analog - Suburban (Access Area C)	MUJ++, UOB++, UOR++, EE7JX	U2HXC	C
OH	UNBUNDLED EXCHANGE ACCESS LOOP	2-Wire Analog - Rural (Access Area D)	MUJ++, UOB++, UOR++, EE7JX	U2HXD	D
OH	UNBUNDLED EXCHANGE ACCESS LOOP	2-Wire Ground Start, Analog - Metro (Access Area B)	MUJ++, UOB++, UOR++, EE7JX	U2JXB	B
OH	UNBUNDLED EXCHANGE ACCESS LOOP	2-Wire Ground Start, Analog - Suburban (Access Area C)	MUJ++, UOB++, UOR++, EE7JX	U2JXC	C
OH	UNBUNDLED EXCHANGE ACCESS LOOP	2-Wire Ground Start, Analog - Rural (Access Area D)	MUJ++, UOB++, UOR++, EE7JX	U2JXD	D
OH	UNBUNDLED EXCHANGE ACCESS LOOP	2-Wire Ground Start, DID Business - Metro (Access Area B)	MUJ++, UOB++, UOR++, EE7JX	U2WXB	B
OH	UNBUNDLED EXCHANGE ACCESS LOOP	2-Wire Ground Start, DID Business - Suburban (Access Area C)	MUJ++, UOB++, UOR++, EE7JX	U2WXC	C
OH	UNBUNDLED EXCHANGE ACCESS LOOP	2-Wire Ground Start, DID Business - Rural (Access Area D)	MUJ++, UOB++, UOR++, EE7JX	U2WXD	D
OH	UNBUNDLED EXCHANGE ACCESS LOOP	2-Wire COPTS Coin - Metro (Access Area B)	MUJ++, UOB++, UOR++, EE7JX	U2CXB	B
OH	UNBUNDLED EXCHANGE ACCESS LOOP	2-Wire COPTS Coin - Suburban (Access Area C)	MUJ++, UOB++, UOR++, EE7JX	U2CXC	C
OH	UNBUNDLED EXCHANGE ACCESS LOOP	2-Wire COPTS Coin - Rural (Access Area D)	MUJ++, UOB++, UOR++, EE7JX	U2CXD	D
OH	UNBUNDLED EXCHANGE ACCESS LOOP	2-Wire EKL - Metro (Access Area B)	MUJ++, UOB++, UOR++, EE7JX	U2KXB	B
OH	UNBUNDLED EXCHANGE ACCESS LOOP	2-Wire EKL - Suburban (Access Area C)	MUJ++, UOB++, UOR++, EE7JX	U2KXC	C
OH	UNBUNDLED EXCHANGE ACCESS LOOP	2-Wire EKL - Rural (Access Area D)	MUJ++, UOB++, UOR++, EE7JX	U2KXD	D
OH	UNBUNDLED EXCHANGE ACCESS LOOP	4-Wire Analog - Metro (Access Area B)	MUJ++, UOB++, UOR++, EE7KX	U4HXB	B
OH	UNBUNDLED EXCHANGE ACCESS LOOP	4-Wire Analog - Suburban (Access AreaC)	MUJ++, UOB++, UOR++, EE7KX	U4HXC	C

PRICING SHEETS

State	Product	Rate Element Description	COS (Class of Service)	USOC	Zone
OH	UNBUNDLED EXCHANGE ACCESS LOOP	4-Wire Analog - Rural (Access Area D)	MUJ++, UOB++, UOR++, EE7LX	U4HXD	D
OH	UNBUNDLED DEDICATED TRANSPORT	Dedicated Transport Interoffice Transport: 'DS1 Interoffice Mileage Termination - Per Point of Termination - All Zones	UB5++, EE7MX, UK1++	CZ4X1	
OH	UNBUNDLED DEDICATED TRANSPORT	Dedicated Transport Interoffice Transport: 'DS1 Interoffice Mileage Termination - Per Point of Termination - All Zones	UB5++, EE7MX, UK1++	CZ4X2	
OH	UNBUNDLED DEDICATED TRANSPORT	Dedicated Transport Interoffice Transport: 'DS1 Interoffice Mileage Termination - Per Point of Termination - All Zones	UB5++, EE7MX, UK1++	CZ4X3	
OH	UNBUNDLED DEDICATED TRANSPORT	Dedicated Transport Interoffice Transport: 'DS1 Interoffice Mileage - Per Mile - All Zones	UB5++, EE7MX, UK1++	1YZX1	
OH	UNBUNDLED DEDICATED TRANSPORT	Dedicated Transport Interoffice Transport: 'DS1 Interoffice Mileage - Per Mile - All Zones	UB5++, EE7MX, UK1++	1YZX2	
OH	UNBUNDLED DEDICATED TRANSPORT	Dedicated Transport Interoffice Transport: 'DS1 Interoffice Mileage - Per Mile - All Zones	UB5++, EE7MX, UK1++	1YZX3	
OH	UNBUNDLED DEDICATED TRANSPORT	Dedicated Transport Interoffice Transport: 'DS3 Interoffice Mileage Termination - Per Point of Termination - All Zones	UB5++, EE7NX, UK3++	CZ4W1	
OH	UNBUNDLED DEDICATED TRANSPORT	Dedicated Transport Interoffice Transport: 'DS3 Interoffice Mileage Termination - Per Point of Termination - All Zones	UB5++, EE7NX, UK3++	CZ4W2	
OH	UNBUNDLED DEDICATED TRANSPORT	Dedicated Transport Interoffice Transport: 'DS3 Interoffice Mileage Termination - Per Point of Termination - All Zones	UB5++, EE7NX, UK3++	CZ4W3	
OH	UNBUNDLED DEDICATED TRANSPORT	Dedicated Transport Interoffice Transport: 'DS3 Interoffice Mileage - Per Mile - All Zones	UB5++, EE7NX, UK3++	1YZB1	
OH	UNBUNDLED DEDICATED TRANSPORT	Dedicated Transport Interoffice Transport: 'DS3 Interoffice Mileage - Per Mile - All Zones	UB5++, EE7NX, UK3++	1YZB2	
OH	UNBUNDLED DEDICATED TRANSPORT	Dedicated Transport Interoffice Transport: 'DS3 Interoffice Mileage - Per Mile - All Zones	UB5++, EE7NX, UK3++	1YZB3	
OH	UNBUNDLED DEDICATED TRANSPORT	Multiplexing DS1 to Voice Grade	UB5++, UK1++	QMVX1	

PRICING SHEETS

State	Product	Rate Element Description	COS (Class of Service)	USOC	Zone
OH	UNBUNDLED DEDICATED TRANSPORT	Multiplexing DS1 to Voice Grade	UB5++, UK1++	QMVX2	
OH	UNBUNDLED DEDICATED TRANSPORT	Multiplexing DS1 to Voice Grade	UB5++, UK1++	QMVX3	
OH	UNBUNDLED DEDICATED TRANSPORT	Dedicated Transport Cross Connects DS1	UB5++, EE7MX, UK1++	CXCDX	
OH	UNBUNDLED DEDICATED TRANSPORT	Dedicated Transport Cross Connects DS3	UB5++, EE7NX, UK3++	CXCEX	
OH	UNBUNDLED DEDICATED TRANSPORT	Multiplexing DS3 to DS1	UB5++, UK3++	QM3X1	
OH	UNBUNDLED DEDICATED TRANSPORT	Multiplexing DS3 to DS1	UB5++, UK3++	QM3X2	
OH	UNBUNDLED DEDICATED TRANSPORT	Multiplexing DS3 to DS1	UB5++, UK3++	QM3X3	
OH	UNBUNDLED DEDICATED TRANSPORT	Dedicated Transport Optional Features & Functions DS1 Clear Channel Capability - Per 1.544 Mbps Circuit	UB5++, EE7MX, UK1++	CLYX1	
OH	UNBUNDLED DEDICATED TRANSPORT	Dedicated Transport Optional Features & Functions DS1 Clear Channel Capability - Per 1.544 Mbps Circuit	UB5++, EE7MX, UK1++	CLYX2	
OH	UNBUNDLED DEDICATED TRANSPORT	Dedicated Transport Optional Features & Functions DS1 Clear Channel Capability - Per 1.544 Mbps Circuit	UB5++, EE7MX, UK1++	CLYX3	
OH	UNBUNDLED DEDICATED TRANSPORT	Dedicated Transport Installation & Rearrangement Charges DS1 Administration Charge - Per Order	UB5++, EE7MX, UK1++	ORCMX	
OH	UNBUNDLED DEDICATED TRANSPORT	Dedicated Transport Installation & Rearrangement Charges DS1 Design & Central Office Connection	UB5++, EE7MX, UK1++	NRBCL	
OH	UNBUNDLED DEDICATED TRANSPORT	Dedicated Transport Installation & Rearrangement Charges DS1 Carrier Connection Charge - Per Order	UB5++, EE7MX, UK1++	NRBBL	
OH	UNBUNDLED DEDICATED TRANSPORT	Dedicated Transport Installation & Rearrangement Charges DS3 Administration Charge - Per Order	UB5++, EE7NX, UK3++	ORCMX	
OH	UNBUNDLED DEDICATED TRANSPORT	Dedicated Transport Installation & Rearrangement Charges DS3 Design & Central Office Connection	UB5++, EE7NX, UK3++	NRBCL	
OH	UNBUNDLED DEDICATED TRANSPORT	Dedicated Transport Installation & Rearrangement Charges DS3 Carrier Connection Charge - Per Order	UB5++, EE7NX, UK3++	NRBBL	

PRICING SHEETS

State	Product	Rate Element Description	COS (Class of Service)	USOC	Zone
SC	UNBUNDLED EXCHANGE ACCESS LOOP	2-Wire Analog Voice Grade Loop - Service Level 1- Zone 1	UEANL	UEAL2	1
SC	UNBUNDLED EXCHANGE ACCESS LOOP	2-Wire Analog Voice Grade Loop - Service Level 1- Zone 1 [DISCONNECT]	UEANL	UEAL2	1
SC	UNBUNDLED EXCHANGE ACCESS LOOP	2-Wire Analog Voice Grade Loop - Service Level 1- Zone 2	UEANL	UEAL2	2
SC	UNBUNDLED EXCHANGE ACCESS LOOP	2-Wire Analog Voice Grade Loop - Service Level 1- Zone 2 [DISCONNECT]	UEANL	UEAL2	2
SC	UNBUNDLED EXCHANGE ACCESS LOOP	2-Wire Analog Voice Grade Loop - Service Level 1- Zone 3	UEANL	UEAL2	3
SC	UNBUNDLED EXCHANGE ACCESS LOOP	2-Wire Analog Voice Grade Loop - Service Level 1- Zone 3 [DISCONNECT]	UEANL	UEAL2	3
SC	UNBUNDLED EXCHANGE ACCESS LOOP	2-Wire Analog Voice Grade Loop - Service Level 1- Zone 1	UEANL	UEASL	1
SC	UNBUNDLED EXCHANGE ACCESS LOOP	2-Wire Analog Voice Grade Loop - Service Level 1- Zone 1 [DISCONNECT]	UEANL	UEASL	1
SC	UNBUNDLED EXCHANGE ACCESS LOOP	2-Wire Analog Voice Grade Loop - Service Level 1- Zone 2	UEANL	UEASL	2
SC	UNBUNDLED EXCHANGE ACCESS LOOP	2-Wire Analog Voice Grade Loop - Service Level 1- Zone 2 [DISCONNECT]	UEANL	UEASL	2
SC	UNBUNDLED EXCHANGE ACCESS LOOP	2-Wire Analog Voice Grade Loop - Service Level 1- Zone 3	UEANL	UEASL	3
SC	UNBUNDLED EXCHANGE ACCESS LOOP	2-Wire Analog Voice Grade Loop - Service Level 1- Zone 3 [DISCONNECT]	UEANL	UEASL	3
SC	UNBUNDLED EXCHANGE ACCESS LOOP	2-Wire Analog Voice Grade Loop - Manual Order Coordination for UVL-SL1s (per loop)	UEANL	UEAMC	
SC	UNBUNDLED EXCHANGE ACCESS LOOP	2-Wire Analog Voice Grade Loop - Order Coordination for Specified Conversion Time for UVL-SL1 (per LSR)	UEANL	OCOSL	
SC	UNBUNDLED EXCHANGE ACCESS LOOP	Bulk Migration, per 2 Wire Voice Loop-SL1	UEANL	UREPN	
SC	UNBUNDLED EXCHANGE ACCESS LOOP	Bulk Migration, per 2 Wire Voice Loop-SL1 [DISCONNECT]	UEANL	UREPN	
SC	UNBUNDLED EXCHANGE ACCESS LOOP	Bulk Migration Order Coordination, per 2 Wire Voice Loop-SL1	UEANL	UREPM	

PRICING SHEETS

State	Product	Rate Element Description	COS (Class of Service)	USOC	Zone
SC	UNBUNDLED EXCHANGE ACCESS LOOP	2-Wire Unbundled Copper Loop - Non-Designed Zone 1	UEQ	UEQ2X	1
SC	UNBUNDLED EXCHANGE ACCESS LOOP	2-Wire Unbundled Copper Loop - Non-Designed Zone 1 [DISCONNECT]	UEQ	UEQ2X	1
SC	UNBUNDLED EXCHANGE ACCESS LOOP	2 Wire Unbundled Copper Loop - Non-Designed - Zone 2	UEQ	UEQ2X	2
SC	UNBUNDLED EXCHANGE ACCESS LOOP	2 Wire Unbundled Copper Loop - Non-Designed - Zone 2 [DISCONNECT]	UEQ	UEQ2X	2
SC	UNBUNDLED EXCHANGE ACCESS LOOP	2 Wire Unbundled Copper Loop - Non-Designed - Zone 3	UEQ	UEQ2X	3
SC	UNBUNDLED EXCHANGE ACCESS LOOP	2 Wire Unbundled Copper Loop - Non-Designed - Zone 3 [DISCONNECT]	UEQ	UEQ2X	3
SC	UNBUNDLED EXCHANGE ACCESS LOOP	2 Wire Unbundled Copper Loop - Unbundled Miscellaneous Rate Element, Tag Loop at End User Premise	UEQ	URETL	
SC	UNBUNDLED EXCHANGE ACCESS LOOP	2 Wire Unbundled Copper Loop - Loop Testing - Basic 1st Half Hour	UEQ	URET1	
SC	UNBUNDLED EXCHANGE ACCESS LOOP	2 Wire Unbundled Copper Loop - Loop Testing - Basic Additional Half Hour	UEQ	URETA	
SC	UNBUNDLED EXCHANGE ACCESS LOOP	Manual Order Coordination 2 Wire Unbundled Copper Loop - Non-Designed (per loop)	UEQ	USBMC	
SC	UNBUNDLED EXCHANGE ACCESS LOOP	Bulk Migration, per 2 Wire UCL-ND	UEQ	UREPN	
SC	UNBUNDLED EXCHANGE ACCESS LOOP	Bulk Migration, per 2 Wire UCL-ND [DISCONNECT]	UEQ	UREPN	
SC	UNBUNDLED EXCHANGE ACCESS LOOP	Bulk Migration Order Coordination, per 2 Wire UCL-ND	UEQ	UREPM	
SC	UNBUNDLED EXCHANGE ACCESS LOOP	2-Wire Analog Voice Grade Loop - Switch-As-Is Conversion rate per UNE Loop, Single LSR, (per DS0)	UEA	URES�	
SC	UNBUNDLED EXCHANGE ACCESS LOOP	2-Wire Analog Voice Grade Loop - Switch-As-Is Conversion rate per UNE Loop, Spreadsheet, (per DS0)	UEA	URESP	
SC	UNBUNDLED EXCHANGE ACCESS LOOP	Bulk Migration, per 2 Wire Voice Loop-SL2	UEA	UREPN	

PRICING SHEETS

State	Product	Rate Element Description	COS (Class of Service)	USOC	Zone
SC	UNBUNDLED EXCHANGE ACCESS LOOP	Bulk Migration Order Coordination, per 2 Wire Voice Loop-SL2	UEA	UREPM	
SC	UNBUNDLED EXCHANGE ACCESS LOOP	4-Wire Analog Voice Grade Loop - Zone 1	UEA	UEAL4	1
SC	UNBUNDLED EXCHANGE ACCESS LOOP	4-Wire Analog Voice Grade Loop - Zone 1 [DISCONNECT]	UEA	UEAL4	1
SC	UNBUNDLED EXCHANGE ACCESS LOOP	4-Wire Analog Voice Grade Loop - Zone 2	UEA	UEAL4	2
SC	UNBUNDLED EXCHANGE ACCESS LOOP	4-Wire Analog Voice Grade Loop - Zone 2 [DISCONNECT]	UEA	UEAL4	2
SC	UNBUNDLED EXCHANGE ACCESS LOOP	4-Wire Analog Voice Grade Loop - Zone 3	UEA	UEAL4	3
SC	UNBUNDLED EXCHANGE ACCESS LOOP	4-Wire Analog Voice Grade Loop - Zone 3 [DISCONNECT]	UEA	UEAL4	3
SC	UNBUNDLED EXCHANGE ACCESS LOOP	4-Wire Analog Voice Grade Loop - Switch-As-Is Conversion rate per UNE Loop, Single LSR, (per DS0)	UEA	URESL	
SC	UNBUNDLED EXCHANGE ACCESS LOOP	4-Wire Analog Voice Grade Loop - Switch-As-Is Conversion rate per UNE Loop, Spreadsheet, (per DS0)	UEA	URESP	
SC	UNE LOOP COMMINGLING	2-Wire Analog Voice Grade Loop - Service Level 2 w/Loop or Ground Start Signaling - Zone 1	NTCVG	UEAL2	1
SC	UNE LOOP COMMINGLING	2-Wire Analog Voice Grade Loop - Service Level 2 w/Loop or Ground Start Signaling - Zone 1 [DISCONNECT]	NTCVG	UEAL2	1
SC	UNE LOOP COMMINGLING	2-Wire Analog Voice Grade Loop - Service Level 2 w/Loop or Ground Start Signaling - Zone 2	NTCVG	UEAL2	2
SC	UNE LOOP COMMINGLING	2-Wire Analog Voice Grade Loop - Service Level 2 w/Loop or Ground Start Signaling - Zone 2 [DISCONNECT]	NTCVG	UEAL2	2
SC	UNE LOOP COMMINGLING	2-Wire Analog Voice Grade Loop - Service Level 2 w/Loop or Ground Start Signaling - Zone 3	NTCVG	UEAL2	3
SC	UNE LOOP COMMINGLING	2-Wire Analog Voice Grade Loop - Service Level 2 w/Loop or Ground Start Signaling - Zone 3 [DISCONNECT]	NTCVG	UEAL2	3

PRICING SHEETS

State	Product	Rate Element Description	COS (Class of Service)	USOC	Zone
SC	UNE LOOP COMMINGLING	2-Wire Analog Voice Grade Loop - Service Level 2 w/Reverse Battery Signaling - Zone 1	NTCVG	UEAR2	1
SC	UNE LOOP COMMINGLING	2-Wire Analog Voice Grade Loop - Service Level 2 w/Reverse Battery Signaling - Zone 1 [DISCONNECT]	NTCVG	UEAR2	1
SC	UNE LOOP COMMINGLING	2-Wire Analog Voice Grade Loop - Service Level 2 w/Reverse Battery Signaling - Zone 2	NTCVG	UEAR2	2
SC	UNE LOOP COMMINGLING	2-Wire Analog Voice Grade Loop - Service Level 2 w/Reverse Battery Signaling - Zone 2 [DISCONNECT]	NTCVG	UEAR2	2
SC	UNE LOOP COMMINGLING	2-Wire Analog Voice Grade Loop - Service Level 2 w/Reverse Battery Signaling - Zone 3	NTCVG	UEAR2	3
SC	UNE LOOP COMMINGLING	2-Wire Analog Voice Grade Loop - Service Level 2 w/Reverse Battery Signaling - Zone 3 [DISCONNECT]	NTCVG	UEAR2	3
SC	UNE LOOP COMMINGLING	2-Wire Analog Voice Grade Loop - Switch-As-Is Conversion rate per UNE Loop, Single LSR, (per DS0)	NTCVG	URES	
SC	UNE LOOP COMMINGLING	2-Wire Analog Voice Grade Loop - Switch-As-Is Conversion rate per UNE Loop, Spreadsheet, (per DS0)	NTCVG	URES	
SC	UNE LOOP COMMINGLING	2-Wire Analog Voice Grade Loop - Loop Tagging - Service Level 2 (SL2)	NTCVG	URETL	
SC	UNE LOOP COMMINGLING	4-Wire Analog Voice Grade Loop - Zone 1	NTCVG	UEAL4	1
SC	UNE LOOP COMMINGLING	4-Wire Analog Voice Grade Loop - Zone 1 [DISCONNECT]	NTCVG	UEAL4	1
SC	UNE LOOP COMMINGLING	4-Wire Analog Voice Grade Loop - Zone 2	NTCVG	UEAL4	2
SC	UNE LOOP COMMINGLING	4-Wire Analog Voice Grade Loop - Zone 2 [DISCONNECT]	NTCVG	UEAL4	2
SC	UNE LOOP COMMINGLING	4-Wire Analog Voice Grade Loop - Zone 3	NTCVG	UEAL4	3
SC	UNE LOOP COMMINGLING	4-Wire Analog Voice Grade Loop - Zone 3 [DISCONNECT]	NTCVG	UEAL4	3
SC	UNE LOOP COMMINGLING	4-Wire Analog Voice Grade Loop - Switch-As-Is Conversion rate per UNE Loop, Single LSR, (per DS0)	NTCVG	URES	

PRICING SHEETS

State	Product	Rate Element Description	COS (Class of Service)	USOC	Zone
SC	UNE LOOP COMMINGLING	4-Wire Analog Voice Grade Loop - Switch-As-Is Conversion rate per UNE Loop, Spreadsheet, (per DS0)	NTCVG	URESP	
SC	UNBUNDLED DEDICATED TRANSPORT	Interoffice Channel - DS1 - per mile	U1TD1	1L5XX	
SC	UNBUNDLED DEDICATED TRANSPORT	Interoffice Channel - DS1 - Facility Termination	U1TD1	U1TF1	
SC	UNBUNDLED DEDICATED TRANSPORT	Interoffice Channel - DS1 - Facility Termination [DISCONNECT]	U1TD1	U1TF1	
SC	UNBUNDLED DEDICATED TRANSPORT	Interoffice Channel - DS3 - per mile	U1TD3	1L5XX	
SC	UNBUNDLED DEDICATED TRANSPORT	Interoffice Channel - DS3 - Facility Termination	U1TD3	U1TF3	
SC	UNBUNDLED DEDICATED TRANSPORT	Interoffice Channel - DS3 - Facility Termination [DISCONNECT]	U1TD3	U1TF3	
SC	ENHANCED EXTENDED LINK (EELs)	4-Wire Analog Voice Grade Loop in Combination - Zone 1	UNCVX	UEAL4	1
SC	ENHANCED EXTENDED LINK (EELs)	4-Wire Analog Voice Grade Loop in Combination - Zone 1 [DISCONNECT]	UNCVX	UEAL4	1
SC	ENHANCED EXTENDED LINK (EELs)	4-Wire Analog Voice Grade Loop in Combination - Zone 2	UNCVX	UEAL4	2
SC	ENHANCED EXTENDED LINK (EELs)	4-Wire Analog Voice Grade Loop in Combination - Zone 2 [DISCONNECT]	UNCVX	UEAL4	2
SC	ENHANCED EXTENDED LINK (EELs)	4-Wire Analog Voice Grade Loop in Combination - Zone 3	UNCVX	UEAL4	3
SC	ENHANCED EXTENDED LINK (EELs)	4-Wire Analog Voice Grade Loop in Combination - Zone 3 [DISCONNECT]	UNCVX	UEAL4	3
SC	ENHANCED EXTENDED LINK (EELs)	4-Wire DS1 Digital Loop in Combination - Zone 1	UNC1X	USLXX	1
SC	ENHANCED EXTENDED LINK (EELs)	4-Wire DS1 Digital Loop in Combination - Zone 1 [DISCONNECT]	UNC1X	USLXX	1
SC	ENHANCED EXTENDED LINK (EELs)	4-Wire DS1 Digital Loop in Combination - Zone 2	UNC1X	USLXX	2
SC	ENHANCED EXTENDED LINK (EELs)	4-Wire DS1 Digital Loop in Combination - Zone 2 [DISCONNECT]	UNC1X	USLXX	2
SC	ENHANCED EXTENDED LINK (EELs)	4-Wire DS1 Digital Loop in Combination - Zone 3	UNC1X	USLXX	3

PRICING SHEETS

State	Product	Rate Element Description	COS (Class of Service)	USOC	Zone
SC	ENHANCED EXTENDED LINK (EELs)	4-Wire DS1 Digital Loop in Combination - Zone 3 [DISCONNECT]	UNC1X	USLXX	3
SC	ENHANCED EXTENDED LINK (EELs)	DS3 Local Loop in combination - per mile	UNC3X	1L5ND	
SC	ENHANCED EXTENDED LINK (EELs)	DS3 Local Loop in combination - Facility Termination	UNC3X	UE3PX	
SC	ENHANCED EXTENDED LINK (EELs)	DS3 Local Loop in combination - Facility Termination [DISCONNECT]	UNC3X	UE3PX	
SC	ENHANCED EXTENDED LINK (EELs)	Interoffice Channel in combination - DS1 - per mile	UNC1X	1L5XX	
SC	ENHANCED EXTENDED LINK (EELs)	Interoffice Channel in combination - DS1 Facility Termination	UNC1X	U1TF1	
SC	ENHANCED EXTENDED LINK (EELs)	Interoffice Channel in combination - DS1 Facility Termination [DISCONNECT]	UNC1X	U1TF1	
SC	ENHANCED EXTENDED LINK (EELs)	Interoffice Channel in combination - DS3 - per mile	UNC3X	1L5XX	
SC	ENHANCED EXTENDED LINK (EELs)	Interoffice Channel in combination - DS3 - Facility Termination	UNC3X	U1TF3	
SC	ENHANCED EXTENDED LINK (EELs)	Interoffice Channel in combination - DS3 - Facility Termination [DISCONNECT]	UNC3X	U1TF3	

PRICING SHEETS

State	Product	Rate Element Description	COS (Class of Service)	USOC	Zone
TN	UNBUNDLED EXCHANGE ACCESS LOOP	2-Wire Analog Voice Grade Loop - Service Level 1- Zone 1	UEANL	UEAL2	1
TN	UNBUNDLED EXCHANGE ACCESS LOOP	2-Wire Analog Voice Grade Loop - Service Level 1- Zone 1 [DISCONNECT] (USOC=UEAL2)	UEANL	SOMAN	1
TN	UNBUNDLED EXCHANGE ACCESS LOOP	2-Wire Analog Voice Grade Loop - Service Level 1- Zone 1 (USOC=UEAL2)	UEANL	SOMAN	1
TN	UNBUNDLED EXCHANGE ACCESS LOOP	2-Wire Analog Voice Grade Loop - Service Level 1- Zone 1 [DISCONNECT]	UEANL	UEAL2	1
TN	UNBUNDLED EXCHANGE ACCESS LOOP	2-Wire Analog Voice Grade Loop - Service Level 1- Zone 2	UEANL	UEAL2	2
TN	UNBUNDLED EXCHANGE ACCESS LOOP	2-Wire Analog Voice Grade Loop - Service Level 1- Zone 2 [DISCONNECT] (USOC=UEAL2)	UEANL	SOMAN	2
TN	UNBUNDLED EXCHANGE ACCESS LOOP	2-Wire Analog Voice Grade Loop - Service Level 1- Zone 2 (USOC=UEAL2)	UEANL	SOMAN	2
TN	UNBUNDLED EXCHANGE ACCESS LOOP	2-Wire Analog Voice Grade Loop - Service Level 1- Zone 2 [DISCONNECT]	UEANL	UEAL2	2
TN	UNBUNDLED EXCHANGE ACCESS LOOP	2-Wire Analog Voice Grade Loop - Service Level 1- Zone 3	UEANL	UEAL2	3
TN	UNBUNDLED EXCHANGE ACCESS LOOP	2-Wire Analog Voice Grade Loop - Service Level 1- Zone 3 [DISCONNECT] (USOC=UEAL2)	UEANL	SOMAN	3
TN	UNBUNDLED EXCHANGE ACCESS LOOP	2-Wire Analog Voice Grade Loop - Service Level 1- Zone 3 (USOC=UEAL2)	UEANL	SOMAN	3
TN	UNBUNDLED EXCHANGE ACCESS LOOP	2-Wire Analog Voice Grade Loop - Service Level 1- Zone 3 [DISCONNECT]	UEANL	UEAL2	3
TN	UNBUNDLED EXCHANGE ACCESS LOOP	2-Wire Analog Voice Grade Loop - Service Level 1- Zone 1	UEANL	UEASL	1
TN	UNBUNDLED EXCHANGE ACCESS LOOP	2-Wire Analog Voice Grade Loop - Service Level 1- Zone 1 [DISCONNECT] (USOC=UEASL)	UEANL	SOMAN	1
TN	UNBUNDLED EXCHANGE ACCESS LOOP	2-Wire Analog Voice Grade Loop - Service Level 1- Zone 1 (USOC=UEASL)	UEANL	SOMAN	1
TN	UNBUNDLED EXCHANGE ACCESS LOOP	2-Wire Analog Voice Grade Loop - Service Level 1- Zone 1 [DISCONNECT]	UEANL	UEASL	1
TN	UNBUNDLED EXCHANGE ACCESS LOOP	2-Wire Analog Voice Grade Loop - Service Level 1- Zone 2	UEANL	UEASL	2

PRICING SHEETS

State	Product	Rate Element Description	COS (Class of Service)	USOC	Zone
TN	UNBUNDLED EXCHANGE ACCESS LOOP	2-Wire Analog Voice Grade Loop - Service Level 1-Zone 2 [DISCONNECT] (USOC=UEASL)	UEANL	SOMAN	2
TN	UNBUNDLED EXCHANGE ACCESS LOOP	2-Wire Analog Voice Grade Loop - Service Level 1-Zone 2 (USOC=UEASL)	UEANL	SOMAN	2
TN	UNBUNDLED EXCHANGE ACCESS LOOP	2-Wire Analog Voice Grade Loop - Service Level 1-Zone 2 [DISCONNECT]	UEANL	UEASL	2
TN	UNBUNDLED EXCHANGE ACCESS LOOP	2-Wire Analog Voice Grade Loop - Service Level 1-Zone 3	UEANL	UEASL	3
TN	UNBUNDLED EXCHANGE ACCESS LOOP	2-Wire Analog Voice Grade Loop - Service Level 1-Zone 3 [DISCONNECT] (USOC=UEASL)	UEANL	SOMAN	3
TN	UNBUNDLED EXCHANGE ACCESS LOOP	2-Wire Analog Voice Grade Loop - Service Level 1-Zone 3 (USOC=UEASL)	UEANL	SOMAN	3
TN	UNBUNDLED EXCHANGE ACCESS LOOP	2-Wire Analog Voice Grade Loop - Service Level 1-Zone 3 [DISCONNECT]	UEANL	UEASL	3
TN	UNBUNDLED EXCHANGE ACCESS LOOP	2-Wire Analog Voice Grade Loop - Manual Order Coordination for UVL-SL1s (per loop)	UEANL	UEAMC	
TN	UNBUNDLED EXCHANGE ACCESS LOOP	2-Wire Analog Voice Grade Loop - Order Coordination for Specified Conversion Time for UVL-SL1 (per LSR)	UEANL	OCOSL	
TN	UNBUNDLED EXCHANGE ACCESS LOOP	Bulk Migration, per 2 Wire Voice Loop-SL1	UEANL	UREPN	
TN	UNBUNDLED EXCHANGE ACCESS LOOP	Bulk Migration, per 2 Wire Voice Loop-SL1 [DISCONNECT]	UEANL	UREPN	
TN	UNBUNDLED EXCHANGE ACCESS LOOP	Bulk Migration Order Coordination, per 2 Wire Voice Loop-SL1	UEANL	UREPM	
TN	UNBUNDLED EXCHANGE ACCESS LOOP	2-Wire Unbundled Copper Loop - Non-Designed Zone 1	UEQ	UEQ2X	1
TN	UNBUNDLED EXCHANGE ACCESS LOOP	2-Wire Unbundled Copper Loop - Non-Designed Zone 1 [DISCONNECT] (USOC=UEQ2X)	UEQ	SOMAN	1
TN	UNBUNDLED EXCHANGE ACCESS LOOP	2-Wire Unbundled Copper Loop - Non-Designed Zone 1 (USOC=UEQ2X)	UEQ	SOMAN	1
TN	UNBUNDLED EXCHANGE ACCESS LOOP	2-Wire Unbundled Copper Loop - Non-Designed Zone 1 [DISCONNECT]	UEQ	UEQ2X	1
TN	UNBUNDLED EXCHANGE ACCESS LOOP	2 Wire Unbundled Copper Loop - Non-Designed - Zone 2	UEQ	UEQ2X	2

PRICING SHEETS

State	Product	Rate Element Description	COS (Class of Service)	USOC	Zone
TN	UNBUNDLED EXCHANGE ACCESS LOOP	2 Wire Unbundled Copper Loop - Non-Designed - Zone 2 [DISCONNECT] (USOC=UEQ2X)	UEQ	SOMAN	2
TN	UNBUNDLED EXCHANGE ACCESS LOOP	2 Wire Unbundled Copper Loop - Non-Designed - Zone 2 (USOC=UEQ2X)	UEQ	SOMAN	2
TN	UNBUNDLED EXCHANGE ACCESS LOOP	2 Wire Unbundled Copper Loop - Non-Designed - Zone 2 [DISCONNECT]	UEQ	UEQ2X	2
TN	UNBUNDLED EXCHANGE ACCESS LOOP	2 Wire Unbundled Copper Loop - Non-Designed - Zone 3	UEQ	UEQ2X	3
TN	UNBUNDLED EXCHANGE ACCESS LOOP	2 Wire Unbundled Copper Loop - Non-Designed - Zone 3 [DISCONNECT] (USOC=UEQ2X)	UEQ	SOMAN	3
TN	UNBUNDLED EXCHANGE ACCESS LOOP	2 Wire Unbundled Copper Loop - Non-Designed - Zone 3 (USOC=UEQ2X)	UEQ	SOMAN	3
TN	UNBUNDLED EXCHANGE ACCESS LOOP	2 Wire Unbundled Copper Loop - Non-Designed - Zone 3 [DISCONNECT]	UEQ	UEQ2X	3
TN	UNBUNDLED EXCHANGE ACCESS LOOP	2 Wire Unbundled Copper Loop - Tag Loop at End User Premise	UEQ	URETL	
TN	UNBUNDLED EXCHANGE ACCESS LOOP	2 Wire Unbundled Copper Loop - Loop Testing - Basic 1st Half Hour	UEQ	URET1	
TN	UNBUNDLED EXCHANGE ACCESS LOOP	2 Wire Unbundled Copper Loop - Loop Testing - Basic Additional Half Hour	UEQ	URETA	
TN	UNBUNDLED EXCHANGE ACCESS LOOP	2 Wire Unbundled Copper Loop - Manual Order Coordination 2 Wire Unbundled Copper Loop - Non-Designed (per loop)	UEQ	USBMC	
TN	UNBUNDLED EXCHANGE ACCESS LOOP	Bulk Migration, per 2 Wire UCL-ND	UEQ	UREPN	
TN	UNBUNDLED EXCHANGE ACCESS LOOP	Bulk Migration, per 2 Wire UCL-ND [DISCONNECT]	UEQ	UREPN	
TN	UNBUNDLED EXCHANGE ACCESS LOOP	Bulk Migration Order Coordination, per 2 Wire UCL-ND	UEQ	UREPM	
TN	UNBUNDLED EXCHANGE ACCESS LOOP	2-Wire Analog Voice Grade Loop - Switch-As-Is Conversion rate per UNE Loop, Single LSR, (per DS0)	UEA	URES�	
TN	UNBUNDLED EXCHANGE ACCESS LOOP	2-Wire Analog Voice Grade Loop - Switch-As-Is Conversion rate per UNE Loop, Single LSR, (per DS0) [DISCONNECT] (USOC=URES�)	UEA	SOMAN	

PRICING SHEETS

State	Product	Rate Element Description	COS (Class of Service)	USOC	Zone
TN	UNBUNDLED EXCHANGE ACCESS LOOP	2-Wire Analog Voice Grade Loop - Switch-As-Is Conversion rate per UNE Loop, Single LSR, (per DS0) (USOC=URES L)	UEA	SOMAN	
TN	UNBUNDLED EXCHANGE ACCESS LOOP	2-Wire Analog Voice Grade Loop - Switch-As-Is Conversion rate per UNE Loop, Spreadsheet, (per DS0)	UEA	URESP	
TN	UNBUNDLED EXCHANGE ACCESS LOOP	Bulk Migration, per 2 Wire Voice Loop-SL2	UEA	UREPN	
TN	UNBUNDLED EXCHANGE ACCESS LOOP	Bulk Migration Order Coordination, per 2 Wire Voice Loop-SL2	UEA	UREPM	
TN	UNBUNDLED EXCHANGE ACCESS LOOP	4-Wire Analog Voice Grade Loop - Zone 1	UEA	UEAL4	1
TN	UNBUNDLED EXCHANGE ACCESS LOOP	4-Wire Analog Voice Grade Loop - Zone 1 [DISCONNECT] (USOC=UEAL4)	UEA	SOMAN	1
TN	UNBUNDLED EXCHANGE ACCESS LOOP	4-Wire Analog Voice Grade Loop - Zone 1 (USOC=UEAL4)	UEA	SOMAN	1
TN	UNBUNDLED EXCHANGE ACCESS LOOP	4-Wire Analog Voice Grade Loop - Zone 1 [DISCONNECT]	UEA	UEAL4	1
TN	UNBUNDLED EXCHANGE ACCESS LOOP	4-Wire Analog Voice Grade Loop - Zone 2	UEA	UEAL4	2
TN	UNBUNDLED EXCHANGE ACCESS LOOP	4-Wire Analog Voice Grade Loop - Zone 2 [DISCONNECT] (USOC=UEAL4)	UEA	SOMAN	2
TN	UNBUNDLED EXCHANGE ACCESS LOOP	4-Wire Analog Voice Grade Loop - Zone 2 (USOC=UEAL4)	UEA	SOMAN	2
TN	UNBUNDLED EXCHANGE ACCESS LOOP	4-Wire Analog Voice Grade Loop - Zone 2 [DISCONNECT]	UEA	UEAL4	2
TN	UNBUNDLED EXCHANGE ACCESS LOOP	4-Wire Analog Voice Grade Loop - Zone 3	UEA	UEAL4	3
TN	UNBUNDLED EXCHANGE ACCESS LOOP	4-Wire Analog Voice Grade Loop - Zone 3 [DISCONNECT] (USOC=UEAL4)	UEA	SOMAN	3
TN	UNBUNDLED EXCHANGE ACCESS LOOP	4-Wire Analog Voice Grade Loop - Zone 3 (USOC=UEAL4)	UEA	SOMAN	3
TN	UNBUNDLED EXCHANGE ACCESS LOOP	4-Wire Analog Voice Grade Loop - Zone 3 [DISCONNECT]	UEA	UEAL4	3

PRICING SHEETS

State	Product	Rate Element Description	COS (Class of Service)	USOC	Zone
TN	UNBUNDLED EXCHANGE ACCESS LOOP	4-Wire Analog Voice Grade Loop - Switch-As-Is Conversion rate per UNE Loop, Single LSR, (per DS0)	UEA	URES	
TN	UNBUNDLED EXCHANGE ACCESS LOOP	4-Wire Analog Voice Grade Loop - Switch-As-Is Conversion rate per UNE Loop, Single LSR, (per DS0) [DISCONNECT] (USOC=URES)	UEA	SOMAN	
TN	UNBUNDLED EXCHANGE ACCESS LOOP	4-Wire Analog Voice Grade Loop - Switch-As-Is Conversion rate per UNE Loop, Single LSR, (per DS0) (USOC=URES)	UEA	SOMAN	
TN	UNBUNDLED EXCHANGE ACCESS LOOP	4-Wire Analog Voice Grade Loop - Switch-As-Is Conversion rate per UNE Loop, Spreadsheet, (per DS0)	UEA	URES	
TN	UNE LOOP COMMINGLING	2-Wire Analog Voice Grade Loop - Service Level 2 w/Loop or Ground Start Signaling - Zone 1	NTCVG	UEAL2	1
TN	UNE LOOP COMMINGLING	2-Wire Analog Voice Grade Loop - Service Level 2 w/Loop or Ground Start Signaling - Zone 1 [DISCONNECT]	NTCVG	UEAL2	1
TN	UNE LOOP COMMINGLING	2-Wire Analog Voice Grade Loop - Service Level 2 w/Loop or Ground Start Signaling - Zone 2	NTCVG	UEAL2	2
TN	UNE LOOP COMMINGLING	2-Wire Analog Voice Grade Loop - Service Level 2 w/Loop or Ground Start Signaling - Zone 2 [DISCONNECT]	NTCVG	UEAL2	2
TN	UNE LOOP COMMINGLING	2-Wire Analog Voice Grade Loop - Service Level 2 w/Loop or Ground Start Signaling - Zone 3	NTCVG	UEAL2	3
TN	UNE LOOP COMMINGLING	2-Wire Analog Voice Grade Loop - Service Level 2 w/Loop or Ground Start Signaling - Zone 3 [DISCONNECT]	NTCVG	UEAL2	3
TN	UNE LOOP COMMINGLING	2-Wire Analog Voice Grade Loop - Service Level 2 w/Reverse Battery Signaling - Zone 1	NTCVG	UEAR2	1
TN	UNE LOOP COMMINGLING	2-Wire Analog Voice Grade Loop - Service Level 2 w/Reverse Battery Signaling - Zone 1 [DISCONNECT]	NTCVG	UEAR2	1
TN	UNE LOOP COMMINGLING	2-Wire Analog Voice Grade Loop - Service Level 2 w/Reverse Battery Signaling - Zone 2	NTCVG	UEAR2	2

PRICING SHEETS

State	Product	Rate Element Description	COS (Class of Service)	USOC	Zone
TN	UNE LOOP COMMINGLING	2-Wire Analog Voice Grade Loop - Service Level 2 w/Reverse Battery Signaling - Zone 2 [DISCONNECT]	NTCVG	UEAR2	2
TN	UNE LOOP COMMINGLING	2-Wire Analog Voice Grade Loop - Service Level 2 w/Reverse Battery Signaling - Zone 3	NTCVG	UEAR2	3
TN	UNE LOOP COMMINGLING	2-Wire Analog Voice Grade Loop - Service Level 2 w/Reverse Battery Signaling - Zone 3 [DISCONNECT]	NTCVG	UEAR2	3
TN	UNE LOOP COMMINGLING	2-Wire Analog Voice Grade Loop - Switch-As-Is Conversion rate per UNE Loop, Single LSR, (per DS0)	NTCVG	URES	
TN	UNE LOOP COMMINGLING	2-Wire Analog Voice Grade Loop - Switch-As-Is Conversion rate per UNE Loop, Spreadsheet, (per DS0)	NTCVG	URES	
TN	UNE LOOP COMMINGLING	2-Wire Analog Voice Grade Loop - Loop Tagging - Service Level 2 (SL2)	NTCVG	URETL	
TN	UNE LOOP COMMINGLING	4-Wire Analog Voice Grade Loop - Zone 1	NTCVG	UEAL4	1
TN	UNE LOOP COMMINGLING	4-Wire Analog Voice Grade Loop - Zone 1 [DISCONNECT]	NTCVG	UEAL4	1
TN	UNE LOOP COMMINGLING	4-Wire Analog Voice Grade Loop - Zone 2	NTCVG	UEAL4	2
TN	UNE LOOP COMMINGLING	4-Wire Analog Voice Grade Loop - Zone 2 [DISCONNECT]	NTCVG	UEAL4	2
TN	UNE LOOP COMMINGLING	4-Wire Analog Voice Grade Loop - Zone 3	NTCVG	UEAL4	3
TN	UNE LOOP COMMINGLING	4-Wire Analog Voice Grade Loop - Zone 3 [DISCONNECT]	NTCVG	UEAL4	3
TN	UNE LOOP COMMINGLING	4-Wire Analog Voice Grade Loop - Switch-As-Is Conversion rate per UNE Loop, Single LSR, (per DS0)	NTCVG	URES	
TN	UNE LOOP COMMINGLING	4-Wire Analog Voice Grade Loop - Switch-As-Is Conversion rate per UNE Loop, Spreadsheet, (per DS0)	NTCVG	URES	
TN	UNBUNDLED DEDICATED TRANSPORT	Stand Alone - Interoffice Channel - DS1 - per mile	U1TD1	1L5XX	

PRICING SHEETS

State	Product	Rate Element Description	COS (Class of Service)	USOC	Zone
TN	UNBUNDLED DEDICATED TRANSPORT	Stand Alone - Interoffice Channel - DS1 - Facility Termination	U1TD1	U1TF1	
TN	UNBUNDLED DEDICATED TRANSPORT	Stand Alone - Interoffice Channel - DS1 - Facility Termination [DISCONNECT] (USOC=U1TF1)	U1TD1	SOMAN	
TN	UNBUNDLED DEDICATED TRANSPORT	Stand Alone - Interoffice Channel - DS1 - Facility Termination (USOC=U1TF1)	U1TD1	SOMAN	
TN	UNBUNDLED DEDICATED TRANSPORT	Stand Alone - Interoffice Channel - DS1 - Facility Termination [DISCONNECT]	U1TD1	U1TF1	
TN	UNBUNDLED DEDICATED TRANSPORT	Stand Alone - Interoffice Channel - DS3 - per mile	U1TD3	1L5XX	
TN	UNBUNDLED DEDICATED TRANSPORT	Stand Alone - Interoffice Channel - DS3 - Facility Termination	U1TD3	U1TF3	
TN	UNBUNDLED DEDICATED TRANSPORT	Stand Alone - Interoffice Channel - DS3 - Facility Termination [DISCONNECT] (USOC=U1TF3)	U1TD3	SOMAN	
TN	UNBUNDLED DEDICATED TRANSPORT	Stand Alone - Interoffice Channel - DS3 - Facility Termination (USOC=U1TF3)	U1TD3	SOMAN	
TN	UNBUNDLED DEDICATED TRANSPORT	Stand Alone - Interoffice Channel - DS3 - Facility Termination [DISCONNECT]	U1TD3	U1TF3	
TN	ENHANCED EXTENDED LINK (EELs)	4-Wire Analog Voice Grade Loop in Combination - Zone 1	UNCVX	UEAL4	1
TN	ENHANCED EXTENDED LINK (EELs)	4-Wire Analog Voice Grade Loop in Combination - Zone 1 (USOC=UEAL4)	UNCVX	SOMAN	1
TN	ENHANCED EXTENDED LINK (EELs)	4-Wire Analog Voice Grade Loop in Combination - Zone 1 [DISCONNECT]	UNCVX	UEAL4	1
TN	ENHANCED EXTENDED LINK (EELs)	4-Wire Analog Voice Grade Loop in Combination - Zone 2	UNCVX	UEAL4	2
TN	ENHANCED EXTENDED LINK (EELs)	4-Wire Analog Voice Grade Loop in Combination - Zone 2 (USOC=UEAL4)	UNCVX	SOMAN	2
TN	ENHANCED EXTENDED LINK (EELs)	4-Wire Analog Voice Grade Loop in Combination - Zone 2 [DISCONNECT]	UNCVX	UEAL4	2
TN	ENHANCED EXTENDED LINK (EELs)	4-Wire Analog Voice Grade Loop in Combination - Zone 3	UNCVX	UEAL4	3
TN	ENHANCED EXTENDED LINK (EELs)	4-Wire Analog Voice Grade Loop in Combination - Zone 3 (USOC=UEAL4)	UNCVX	SOMAN	3

PRICING SHEETS

State	Product	Rate Element Description	COS (Class of Service)	USOC	Zone
TN	ENHANCED EXTENDED LINK (EELs)	4-Wire Analog Voice Grade Loop in Combination - Zone 3 [DISCONNECT]	UNCVX	UEAL4	3
TN	ENHANCED EXTENDED LINK (EELs)	4-Wire DS1 Digital Loop in Combination - Zone 1	UNC1X	USLXX	1
TN	ENHANCED EXTENDED LINK (EELs)	4-Wire DS1 Digital Loop in Combination - Zone 1 [DISCONNECT] (USOC=USLXX)	UNC1X	SOMAN	1
TN	ENHANCED EXTENDED LINK (EELs)	4-Wire DS1 Digital Loop in Combination - Zone 1 (USOC=USLXX)	UNC1X	SOMAN	1
TN	ENHANCED EXTENDED LINK (EELs)	4-Wire DS1 Digital Loop in Combination - Zone 1 [DISCONNECT]	UNC1X	USLXX	1
TN	ENHANCED EXTENDED LINK (EELs)	4-Wire DS1 Digital Loop in Combination - Zone 2	UNC1X	USLXX	2
TN	ENHANCED EXTENDED LINK (EELs)	4-Wire DS1 Digital Loop in Combination - Zone 2 [DISCONNECT] (USOC=USLXX)	UNC1X	SOMAN	2
TN	ENHANCED EXTENDED LINK (EELs)	4-Wire DS1 Digital Loop in Combination - Zone 2 (USOC=USLXX)	UNC1X	SOMAN	2
TN	ENHANCED EXTENDED LINK (EELs)	4-Wire DS1 Digital Loop in Combination - Zone 2 [DISCONNECT]	UNC1X	USLXX	2
TN	ENHANCED EXTENDED LINK (EELs)	4-Wire DS1 Digital Loop in Combination - Zone 3	UNC1X	USLXX	3
TN	ENHANCED EXTENDED LINK (EELs)	4-Wire DS1 Digital Loop in Combination - Zone 3 [DISCONNECT] (USOC=USLXX)	UNC1X	SOMAN	3
TN	ENHANCED EXTENDED LINK (EELs)	4-Wire DS1 Digital Loop in Combination - Zone 3 (USOC=USLXX)	UNC1X	SOMAN	3
TN	ENHANCED EXTENDED LINK (EELs)	4-Wire DS1 Digital Loop in Combination - Zone 3 [DISCONNECT]	UNC1X	USLXX	3
TN	ENHANCED EXTENDED LINK (EELs)	DS3 Local Loop in combination - per mile	UNC3X	1L5ND	
TN	ENHANCED EXTENDED LINK (EELs)	DS3 Local Loop in combination - Facility Termination	UNC3X	UE3PX	
TN	ENHANCED EXTENDED LINK (EELs)	DS3 Local Loop in combination - Facility Termination [DISCONNECT] (USOC=UE3PX)	UNC3X	SOMAN	
TN	ENHANCED EXTENDED LINK (EELs)	DS3 Local Loop in combination - Facility Termination (USOC=UE3PX)	UNC3X	SOMAN	
TN	ENHANCED EXTENDED LINK (EELs)	DS3 Local Loop in combination - Facility Termination [DISCONNECT]	UNC3X	UE3PX	
TN	ENHANCED EXTENDED LINK (EELs)	Interoffice Channel in combination - DS1 - per mile	UNC1X	1L5XX	
TN	ENHANCED EXTENDED LINK (EELs)	Interoffice Channel in combination - DS1 Facility Termination	UNC1X	U1TF1	

PRICING SHEETS

State	Product	Rate Element Description	COS (Class of Service)	USOC	Zone
TN	ENHANCED EXTENDED LINK (EELs)	Interoffice Channel in combination - DS1 Facility Termination [DISCONNECT] (USOC=U1TF1)	UNC1X	SOMAN	
TN	ENHANCED EXTENDED LINK (EELs)	Interoffice Channel in combination - DS1 Facility Termination (USOC=U1TF1)	UNC1X	SOMAN	
TN	ENHANCED EXTENDED LINK (EELs)	Interoffice Channel in combination - DS1 Facility Termination [DISCONNECT]	UNC1X	U1TF1	
TN	ENHANCED EXTENDED LINK (EELs)	Interoffice Channel in combination - DS3 - per mile	UNC3X	1L5XX	
TN	ENHANCED EXTENDED LINK (EELs)	Interoffice Channel in combination - DS3 - Facility Termination	UNC3X	U1TF3	
TN	ENHANCED EXTENDED LINK (EELs)	Interoffice Channel in combination - DS3 - Facility Termination [DISCONNECT] (USOC=U1TF3)	UNC3X	SOMAN	
TN	ENHANCED EXTENDED LINK (EELs)	Interoffice Channel in combination - DS3 - Facility Termination (USOC=U1TF3)	UNC3X	SOMAN	
TN	ENHANCED EXTENDED LINK (EELs)	Interoffice Channel in combination - DS3 - Facility Termination [DISCONNECT]	UNC3X	U1TF3	
TN	ADDITIONAL NETWORK ELEMENTS	Service Rearrangements - NRC - Order Coordination Specific Time - Dedicated Transport	UNC1X, UNC3X	OCOSR	

PRICING SHEETS

State	Product	Rate Element Description	COS (Class of Service)	USOC	Zone
TX	UNBUNDLED EXCHANGE ACCESS LOOP	2-Wire Analog Loop - Zone 1 (Rural)		U21	1
TX	UNBUNDLED EXCHANGE ACCESS LOOP	2-Wire Analog Loop - Zone 2 (Suburban)		U21	2
TX	UNBUNDLED EXCHANGE ACCESS LOOP	2-Wire Analog Loop - Zone 3 (Urban)		U21	3
TX	UNBUNDLED EXCHANGE ACCESS LOOP	2-Wire Analog Loop - Disconnect		NKCT1	
TX	UNBUNDLED EXCHANGE ACCESS LOOP	4-Wire Analog Loop - Zone 1 (Rural)		U4H	1
TX	UNBUNDLED EXCHANGE ACCESS LOOP	4-Wire Analog Loop - Zone 2 (Suburban)		U4H	2
TX	UNBUNDLED EXCHANGE ACCESS LOOP	4-Wire Analog Loop - Zone 3 (Urban)		U4H	3
TX	UNBUNDLED EXCHANGE ACCESS LOOP	2-Wire Analog Loop Cross Connect to Collocation		UCXC2	
TX	UNBUNDLED EXCHANGE ACCESS LOOP	2-Wire Analog Loop Cross Connect to Collocation (without testing)		UCXD2	
TX	UNBUNDLED EXCHANGE ACCESS LOOP	4-Wire Analog Loop Cross Connect to Collocation		UCXC4	
TX	UNBUNDLED EXCHANGE ACCESS LOOP	4-Wire Analog Loop Cross Connect to Collocation (without testing)		UCXD4	
TX	UNBUNDLED DEDICATED TRANSPORT	DT-DS1 Interoffice Transport, First Mile - Zone 1 (Rural)		ULNHS	1
TX	UNBUNDLED DEDICATED TRANSPORT	DT-DS1 Interoffice Transport, First Mile - Zone 2 (Suburban)		ULNHS	2
TX	UNBUNDLED DEDICATED TRANSPORT	DT-DS1 Interoffice Transport, First Mile - Zone 3 (Urban)		ULNHS	3
TX	UNBUNDLED DEDICATED TRANSPORT	DT-DS1 Interoffice Transport, First Mile - Interzone		ULNHS	I
TX	UNBUNDLED DEDICATED TRANSPORT	DT-DS1 Interoffice Transport, First Mile - Disconnect		NKCT8	
TX	UNBUNDLED DEDICATED TRANSPORT	DT-DS1 Interoffice Transport, Each Additional Mile - Zone 1 (Rural)		ULNHS	1

PRICING SHEETS

State	Product	Rate Element Description	COS (Class of Service)	USOC	Zone
TX	UNBUNDLED DEDICATED TRANSPORT	DT-DS1 Interoffice Transport, Each Additional Mile - Zone 2 (Suburban)		ULNHS	2
TX	UNBUNDLED DEDICATED TRANSPORT	DT-DS1 Interoffice Transport, Each Additional Mile - Zone 3 (Urban)		ULNHS	3
TX	UNBUNDLED DEDICATED TRANSPORT	DT-DS1 Interoffice Transport, Each Additional Mile - Interzone		ULNHS	I
TX	UNBUNDLED DEDICATED TRANSPORT	DT-DS3 Interoffice Transport, First Mile - Zone 1 (Rural)		ULNJS	1
TX	UNBUNDLED DEDICATED TRANSPORT	DT-DS3 Interoffice Transport, First Mile - Zone 2 (Suburban)		ULNJS	2
TX	UNBUNDLED DEDICATED TRANSPORT	DT-DS3 Interoffice Transport, First Mile - Zone 3 (Urban)		ULNJS	3
TX	UNBUNDLED DEDICATED TRANSPORT	DT-DS3 Interoffice Transport, First Mile - Interzone		ULNJS	I
TX	UNBUNDLED DEDICATED TRANSPORT	DT-DS3 Interoffice Transport, First Mile - Disconnect		NKCT9	
TX	UNBUNDLED DEDICATED TRANSPORT	DT-DS3 Interoffice Transport, Each Additional Mile - Zone 1 (Rural)		ULNJS	1
TX	UNBUNDLED DEDICATED TRANSPORT	DT-DS3 Interoffice Transport, Each Additional Mile - Zone 2 (Suburban)		ULNJS	2
TX	UNBUNDLED DEDICATED TRANSPORT	DT-DS3 Interoffice Transport, Each Additional Mile - Zone 3 (Urban)		ULNJS	3
TX	UNBUNDLED DEDICATED TRANSPORT	DT-DS3 Interoffice Transport, Each Additional Mile - Interzone		ULNJS	I
TX	UNBUNDLED DEDICATED TRANSPORT	DS1 Cross Connect to Collocation	UBNTX	UCXHX	
TX	UNBUNDLED DEDICATED TRANSPORT	DS3 Cross Connect to Collocation		UCXJX	
TX	UNBUNDLED DEDICATED TRANSPORT	Multiplexing - DS1 to VG		UM4BX	
TX	UNBUNDLED DEDICATED TRANSPORT	Multiplexing - DS1 to VG - Disconnect		NKCTC	

PRICING SHEETS

State	Product	Rate Element Description	COS (Class of Service)	USOC	Zone
TX	UNBUNDLED DEDICATED TRANSPORT	Multiplexing - DS3 to DS1		UM4AX	
TX	UNBUNDLED DEDICATED TRANSPORT	Multiplexing - DS3 to DS1 - Disconnect		NKCT6	

PRICING SHEETS

State	Product	Rate Element Description	COS (Class of Service)	USOC	Zone
WI	UNBUNDLED EXCHANGE ACCESS LOOP	2-Wire Analog - Rural (Access Area C)	MUJ++, UOB++, UOR++, EE7JX	U2HXC	C
WI	UNBUNDLED EXCHANGE ACCESS LOOP	2-Wire Analog - Suburban (Access Area B)	MUJ++, UOB++, UOR++, EE7JX	U2HXB	B
WI	UNBUNDLED EXCHANGE ACCESS LOOP	2-Wire Analog - Metro (Access Area A)	MUJ++, UOB++, UOR++, EE7JX	U2HXA	A
WI	UNBUNDLED EXCHANGE ACCESS LOOP	2-Wire Ground Start, Analog DID/Reverse Battery - Rural (Access Area C)	MUJ++, UOB++, UOR++, EE7JX	U2WXC	C
WI	UNBUNDLED EXCHANGE ACCESS LOOP	2-Wire Ground Start, Analog DID/Reverse Battery - Suburban (Access Area B)	MUJ++, UOB++, UOR++, EE7JX	U2WXB	B
WI	UNBUNDLED EXCHANGE ACCESS LOOP	2-Wire Ground Start, Analog DID/Reverse Battery - Metro (Access Area A)	MUJ++, UOB++, UOR++, EE7JX	U2WXA	A
WI	UNBUNDLED EXCHANGE ACCESS LOOP	2-Wire Ground Start, PBX - Rural (Access Area C)	MUJ++, UOB++, UOR++, EE7JX	U2JXC	C
WI	UNBUNDLED EXCHANGE ACCESS LOOP	2-Wire Ground Start, PBX - Suburban (Access Area B)	MUJ++, UOB++, UOR++, EE7JX	U2JXB	B
WI	UNBUNDLED EXCHANGE ACCESS LOOP	2-Wire Ground Start, PBX - Metro (Access Area A)	MUJ++, UOB++, UOR++, EE7JX	U2JXA	A
WI	UNBUNDLED EXCHANGE ACCESS LOOP	2-Wire COPTS Coin - Rural (Access Area C)	MUJ++, UOB++, UOR++	U2CXC	C
WI	UNBUNDLED EXCHANGE ACCESS LOOP	2-Wire COPTS Coin - Suburban (Access Area B)	MUJ++, UOB++, UOR++	U2CXB	B
WI	UNBUNDLED EXCHANGE ACCESS LOOP	2-Wire COPTS Coin - Metro (Access Area A)	MUJ++, UOB++, UOR++	U2CXA	A
WI	UNBUNDLED EXCHANGE ACCESS LOOP	2-Wire EKL - Rural (Access Area C)	MUJ++, UOB++, UOR++	U2KXC	C
WI	UNBUNDLED EXCHANGE ACCESS LOOP	2-Wire EKL - Suburban (Access Area B)	MUJ++, UOB++, UOR++	U2KXB	B
WI	UNBUNDLED EXCHANGE ACCESS LOOP	2-Wire EKL - Metro (Access Area A)	MUJ++, UOB++, UOR++	U2KXA	A
WI	UNBUNDLED EXCHANGE ACCESS LOOP	4-Wire Analog - Rural (Access Area C)	MUJ++, UOB++, UOR++, EE7KX	U4HXC	C
WI	UNBUNDLED EXCHANGE ACCESS LOOP	4-Wire Analog - Suburban (Access Area B)	MUJ++, UOB++, UOR++, EE7KX	U4HXB	B

PRICING SHEETS

State	Product	Rate Element Description	COS (Class of Service)	USOC	Zone
WI	UNBUNDLED EXCHANGE ACCESS LOOP	4-Wire Analog - Metro (Access Area A)	MUJ++, UOB++, UOR++, EE7KX	U4HXA	A
WI	UNBUNDLED DEDICATED TRANSPORT	Dedicated Transport Interoffice Transport: DS1 Interoffice Mileage Termination - Per Point of Termination - All Zones	UB5++, EE7MX, UK1++	CZ4X1	
WI	UNBUNDLED DEDICATED TRANSPORT	Dedicated Transport Interoffice Transport: DS1 Interoffice Mileage Termination - Per Point of Termination - All Zones	UB5++, EE7MX, UK1++	CZ4X2	
WI	UNBUNDLED DEDICATED TRANSPORT	Dedicated Transport Interoffice Transport: DS1 Interoffice Mileage Termination - Per Point of Termination - All Zones	UB5++, EE7MX, UK1++	CZ4X3	
WI	UNBUNDLED DEDICATED TRANSPORT	Dedicated Transport Interoffice Transport: DS1 Interoffice Mileage - Per Mile - All Zones	UB5++, EE7MX, UK1++	1YZX1	
WI	UNBUNDLED DEDICATED TRANSPORT	Dedicated Transport Interoffice Transport: DS1 Interoffice Mileage - Per Mile - All Zones	UB5++, EE7MX, UK1++	1YZX2	
WI	UNBUNDLED DEDICATED TRANSPORT	Dedicated Transport Interoffice Transport: DS1 Interoffice Mileage - Per Mile - All Zones	UB5++, EE7MX, UK1++	1YZX3	
WI	UNBUNDLED DEDICATED TRANSPORT	Dedicated Transport Interoffice Transport: DS3 Interoffice Mileage Termination - Per Point of Termination - All Zones	UB5++, EE7NX, UK3++	CZ4W1	
WI	UNBUNDLED DEDICATED TRANSPORT	Dedicated Transport Interoffice Transport: DS3 Interoffice Mileage Termination - Per Point of Termination - All Zones	UB5++, EE7NX, UK3++	CZ4W2	
WI	UNBUNDLED DEDICATED TRANSPORT	Dedicated Transport Interoffice Transport: DS3 Interoffice Mileage Termination - Per Point of Termination - All Zones	UB5++, EE7NX, UK3++	CZ4W3	
WI	UNBUNDLED DEDICATED TRANSPORT	Dedicated Transport Interoffice Transport: DS3 Interoffice Mileage - Per Mile - All Zones	UB5++, EE7NX, UK3++	1YZB1	
WI	UNBUNDLED DEDICATED TRANSPORT	Dedicated Transport Interoffice Transport: DS3 Interoffice Mileage - Per Mile - All Zones	UB5++, EE7NX, UK3++	1YZB2	
WI	UNBUNDLED DEDICATED TRANSPORT	Dedicated Transport Interoffice Transport: DS3 Interoffice Mileage - Per Mile - All Zones	UB5++, EE7NX, UK3++	1YZB3	
WI	UNBUNDLED DEDICATED TRANSPORT	Multiplexing DS1 to Voice Grade	UB5++, UK1++	QMVX1	
WI	UNBUNDLED DEDICATED TRANSPORT	Multiplexing DS1 to Voice Grade	UB5++, UK1++	QMVX2	
WI	UNBUNDLED DEDICATED TRANSPORT	Multiplexing DS1 to Voice Grade	UB5++, UK1++	QMVX3	

PRICING SHEETS

State	Product	Rate Element Description	COS (Class of Service)	USOC	Zone
WI	UNBUNDLED DEDICATED TRANSPORT	Multiplexing DS3 to DS1	UB5++, UK3++	QM3X1	
WI	UNBUNDLED DEDICATED TRANSPORT	Multiplexing DS3 to DS1	UB5++, UK3++	QM3X2	
WI	UNBUNDLED DEDICATED TRANSPORT	Multiplexing DS3 to DS1	UB5++, UK3++	QM3X3	
WI	UNBUNDLED DEDICATED TRANSPORT	Dedicated Transport Cross Connects DS1	UB5++, EE7MX, UK1++	CXCDX	
WI	UNBUNDLED DEDICATED TRANSPORT	Dedicated Transport Cross Connects DS3	UB5++, EE7NX, UK3++	CXCEX	
WI	UNBUNDLED DEDICATED TRANSPORT	Clear Channel Capability - Per 1.544 Mbps Circuit Arranged	UB5++, EE7MX, UK1++	CLYX1	
WI	UNBUNDLED DEDICATED TRANSPORT	Clear Channel Capability - Per 1.544 Mbps Circuit Arranged	UB5++, EE7MX, UK1++	CLYX2	
WI	UNBUNDLED DEDICATED TRANSPORT	Clear Channel Capability - Per 1.544 Mbps Circuit Arranged	UB5++, EE7MX, UK1++	CLYX3	
WI	UNBUNDLED DEDICATED TRANSPORT	Clear Channel Capability - Per 1.544 Mbps Circuit Arranged - Disconnect			
WI	UNBUNDLED DEDICATED TRANSPORT	Dedicated Transport Optional Features & Functions DS1 Administration Charge - Per Order	UB5++, EE7MX, UK1++	ORCMX	
WI	UNBUNDLED DEDICATED TRANSPORT	Dedicated Transport Optional Features & Functions DS1 Administrative Charge - Per Disconnect Order	UB5++, EE7MX, UK1++	TBD	
WI	UNBUNDLED DEDICATED TRANSPORT	Dedicated Transport Optional Features & Functions DS1 Design & Central Office Connection Charge - Per	UB5++, EE7MX, UK1++	NRBCL	
WI	UNBUNDLED DEDICATED TRANSPORT	Dedicated Transport Optional Features & Functions DS1 Design & Central Office Connection Charge	UB5++, EE7MX, UK1++	TBD	
WI	UNBUNDLED DEDICATED TRANSPORT	Dedicated Transport Optional Features & Functions DS1 Carrier Connection Charge - Per Order	UB5++, EE7MX, UK1++	NRBBL	
WI	UNBUNDLED DEDICATED TRANSPORT	Dedicated Transport Installation & Rearrangement Charges DS3 Administration Charge - Per Order	UB5++, EE7NX, UK3++	ORCMX	
WI	UNBUNDLED DEDICATED TRANSPORT	Dedicated Transport Installation & Rearrangement Charges DS3 Administrative Charge - Per Disconnect	UB5++, EE7NX, UK3++	TBD	

PRICING SHEETS

State	Product	Rate Element Description	COS (Class of Service)	USOC	Zone
WI	UNBUNDLED DEDICATED TRANSPORT	Dedicated Transport Installation & Rearrangement Charges DS3 Design & Central Office Connection	UB5++, EE7NX, UK3++	NRBCL	
WI	UNBUNDLED DEDICATED TRANSPORT	Dedicated Transport Installation & Rearrangement Charges DS3 Design & Central Office Connection	UB5++, EE7NX, UK3++	TBD	
WI	UNBUNDLED DEDICATED TRANSPORT	Dedicated Transport Installation & Rearrangement Charges DS3 Carrier Connection Charge - Per Order	UB5++, EE7NX, UK3++	NRBBL	

Exhibit B

AT&T ILEC (“AT&T”) Contract Name	CLEC Contract Name	New CLEC Contract Name	Contract Type	Approval Date
BellSouth Telecommunications, LLC d/b/a AT&T ALABAMA	Comcast Phone of Alabama, LLC		Interconnection	10/4/05
Southwestern Bell Telephone Company d/b/a AT&T ARKANSAS	Comcast Phone of Arkansas, LLC d/b/a Comcast Digital Phone		Interconnection	3/14/06
Pacific Bell Telephone Company d/b/a AT&T CALIFORNIA	Comcast Phone of California, LLC	Comcast Phone of California, LLC d/b/a Comcast Digital Phone	Interconnection	10/26/05
BellSouth Telecommunications, LLC d/b/a AT&T FLORIDA	Comcast Phone of Florida, LLC d/b/a Comcast Digital Phone		Interconnection	1/8/06
BellSouth Telecommunications, LLC d/b/a AT&T GEORGIA	Comcast Phone of Georgia, LLC		Interconnection	11/10/05
Illinois Bell Telephone Company d/b/a AT&T ILLINOIS	Comcast Phone of Illinois, LLC d/b/a Comcast Digital Phone		Interconnection	4/21/04
Indiana Bell Telephone Company Incorporated d/b/a AT&T INDIANA	Comcast Phone of Central Indiana, LLC		Interconnection	10/29/09
Southwestern Bell Telephone Company d/b/a AT&T KANSAS	Comcast Phone of Kansas, LLC		Interconnection	11/2/05
BellSouth Telecommunications, LLC d/b/a AT&T KENTUCKY	Comcast Phone of Kentucky, LLC d/b/a Comcast Digital Phone		Interconnection	9/27/05
BellSouth Telecommunications, LLC d/b/a AT&T LOUISIANA	Comcast Phone of Louisiana, LLC	Comcast Phone of Louisiana, LLC d/b/a Comcast Digital Phone	Interconnection	7/1/06

AT&T ILEC (“AT&T”) Contract Name	CLEC Contract Name	New CLEC Contract Name	Contract Type	Approval Date
Michigan Bell Telephone Company d/b/a AT&T MICHIGAN	Comcast Phone of Michigan, LLC		Interconnection	7/10/02
Southwestern Bell Telephone Company d/b/a AT&T MISSOURI	Comcast Phone of Missouri, LLC	Comcast Phone of Missouri, LLC d/b/a Comcast Digital Phone	Interconnection	9/14/05
BellSouth Telecommunications, LLC d/b/a AT&T MISSISSIPPI	Comcast Phone of Mississippi, LLC		Interconnection	8/29/06
The Ohio Bell Telephone Company d/b/a AT&T OHIO	Comcast Phone of Ohio, LLC d/b/a Comcast Digital Phone		Interconnection	2/23/10
BellSouth Telecommunications, LLC d/b/a AT&T SOUTH CAROLINA	Comcast Phone of South Carolina, Inc.		Interconnection	12/6/05
BellSouth Telecommunications, LLC d/b/a AT&T TENNESSEE	Comcast Phone of Tennessee, LLC d/b/a Comcast Digital Phone		Interconnection	11/21/05
Southwestern Bell Telephone Company d/b/a AT&T TEXAS	Comcast Phone of Texas, LLC		Interconnection	9/13/05
Wisconsin Bell, Inc. d/b/a AT&T WISCONSIN	Comcast Phone of Wisconsin, LLC	Comcast Phone of Wisconsin, LLC d/b/a Comcast Digital Phone	Interconnection	2/26/09